

WA State Dept. of Transportation

Materials Lab

CTR ID: E11304

Survey summary

Survey dates from 11/05/2021 to 11/08/2021

Total responses: 33

Total employees: 198

Response rate: 16.7%

Meets threshold of 95 percent confidence level +/- 5 percent: No

Vehicle Miles of Travel (VMT) per employee: 4.5

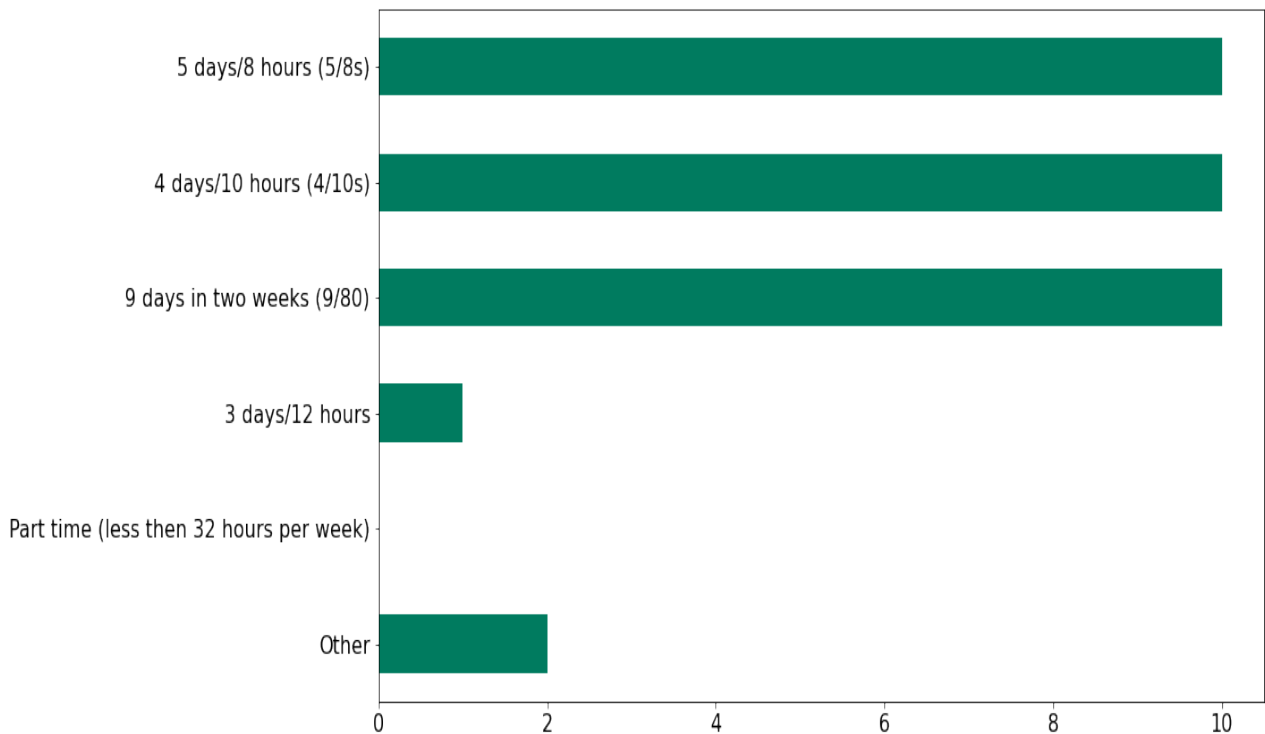
Non Drive Alone Trip (NDAT) rate: 68.3%

Total Annual Greenhouse Gas Emissions - All Employees (Metric Ton CO₂e): 201.3

Daily Greenhouse Gas Emissions per Employees (Pounds) Roundtrip: 8.3

Which of the following best describes your work schedule?


	Total Responses	Percentage of Respondents
5 days/8 hours (5/8s)	10	30.3
4 days/10 hours (4/10s)	10	30.3
9 days in two weeks (9/80)	10	30.3
3 days/12 hours	1	3.0
Part time (less then 32 hours per week)	0	0.0
Other	2	6.1
Total	33	100.0



During a typical week, how do you get to work each day?

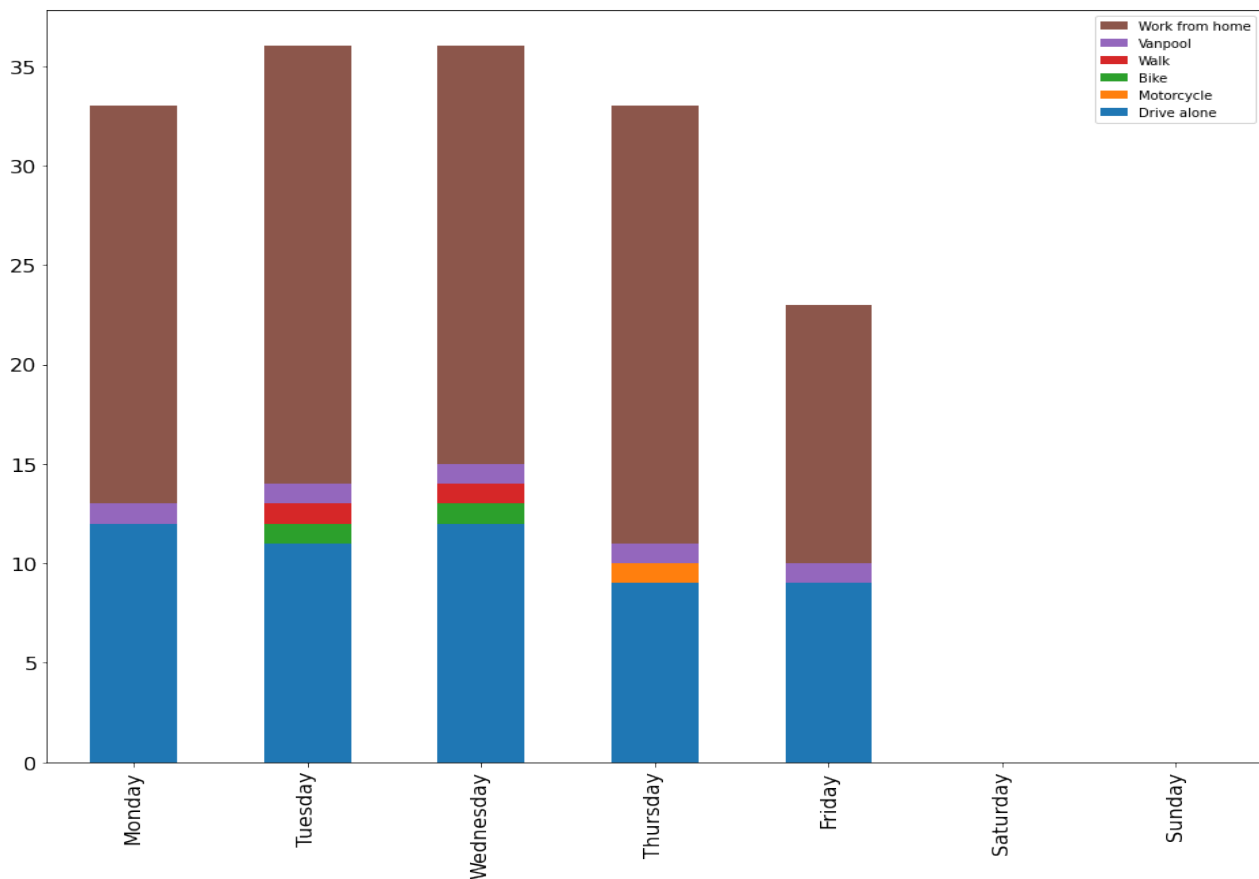
	Total Weekly Trips	Percent of Weekly Trips
Work from home	98	55.1
Walk	2	1.1
Bike	2	1.1
Bus	0	0.0
Train/ Light rail/Streetcar	0	0.0
Drove to ferry	0	0.0
Walk to ferry	0	0.0
Employer shuttle	0	0.0
Vanpool	5	2.8
Carpool	0	0.0
Compressed workweek day off	17	9.6
Uber/Lyft/Taxi	0	0.0
Drive alone	53	29.8
Motorcycle	1	0.6
Other	0	0.0
Total	178	100.0

Weekly Commute Modes Selected



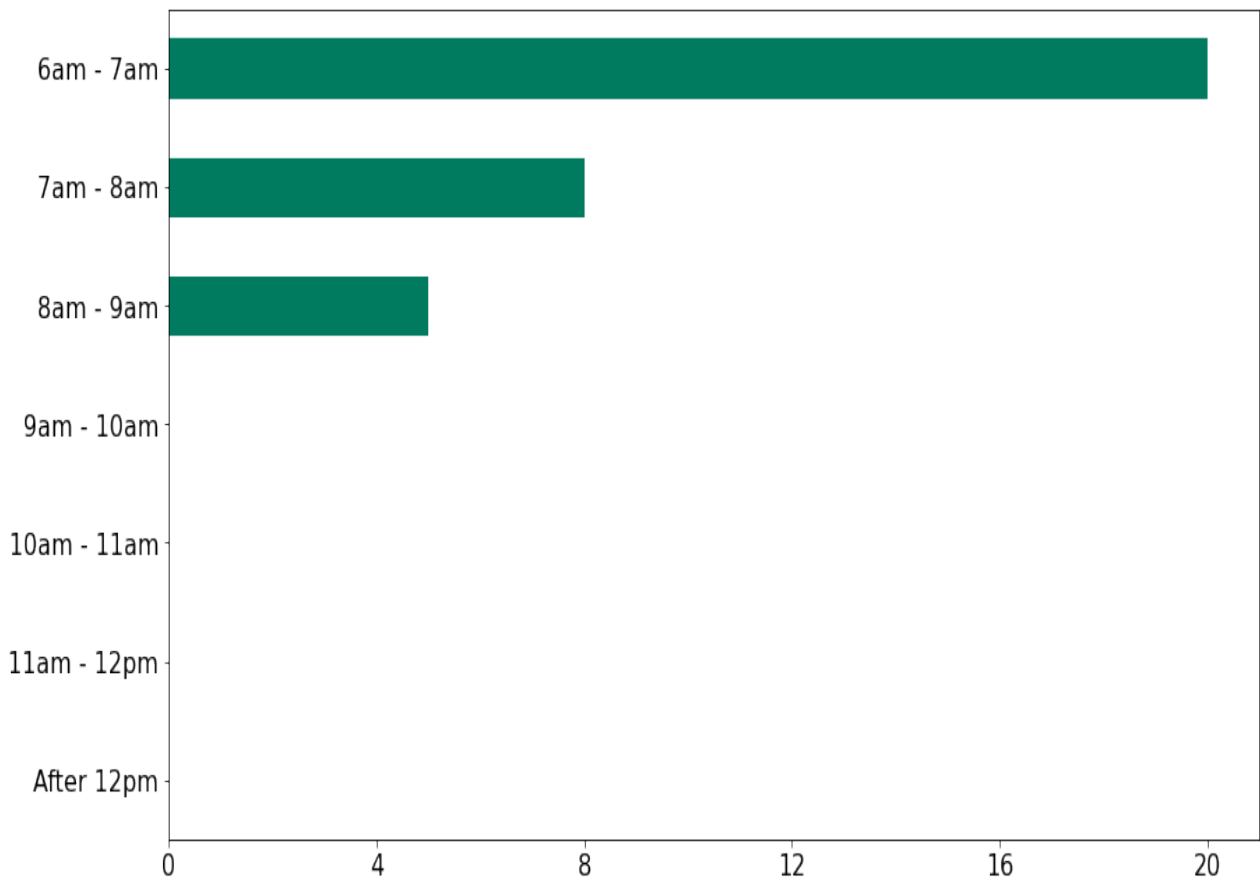
	Monday	Tuesday	Wednesday	Thursday	Friday	Saturday	Sunday
Work from home	20	22	21	22	13	0	0
Walk	0	1	1	0	0	0	0
Bike	0	1	1	0	0	0	0
Bus	0	0	0	0	0	0	0
Train/ Light rail/ Streetcar	0	0	0	0	0	0	0
Drove to ferry	0	0	0	0	0	0	0
Walk to ferry	0	0	0	0	0	0	0
Employer shuttle	0	0	0	0	0	0	0
Vanpool	1	1	1	1	1	0	0
Carpool	0	0	0	0	0	0	0
Uber/Lyft/Taxi	0	0	0	0	0	0	0
Drive alone	12	11	12	9	9	0	0
Motorcycle	0	0	0	1	0	0	0
Other	0	0	0	0	0	0	0

*Compressed workweek day off total is calculated from Question 1 - Work schedule. Therefore, it is not possible to show in daily distribution.



When do you typically arrive at work?

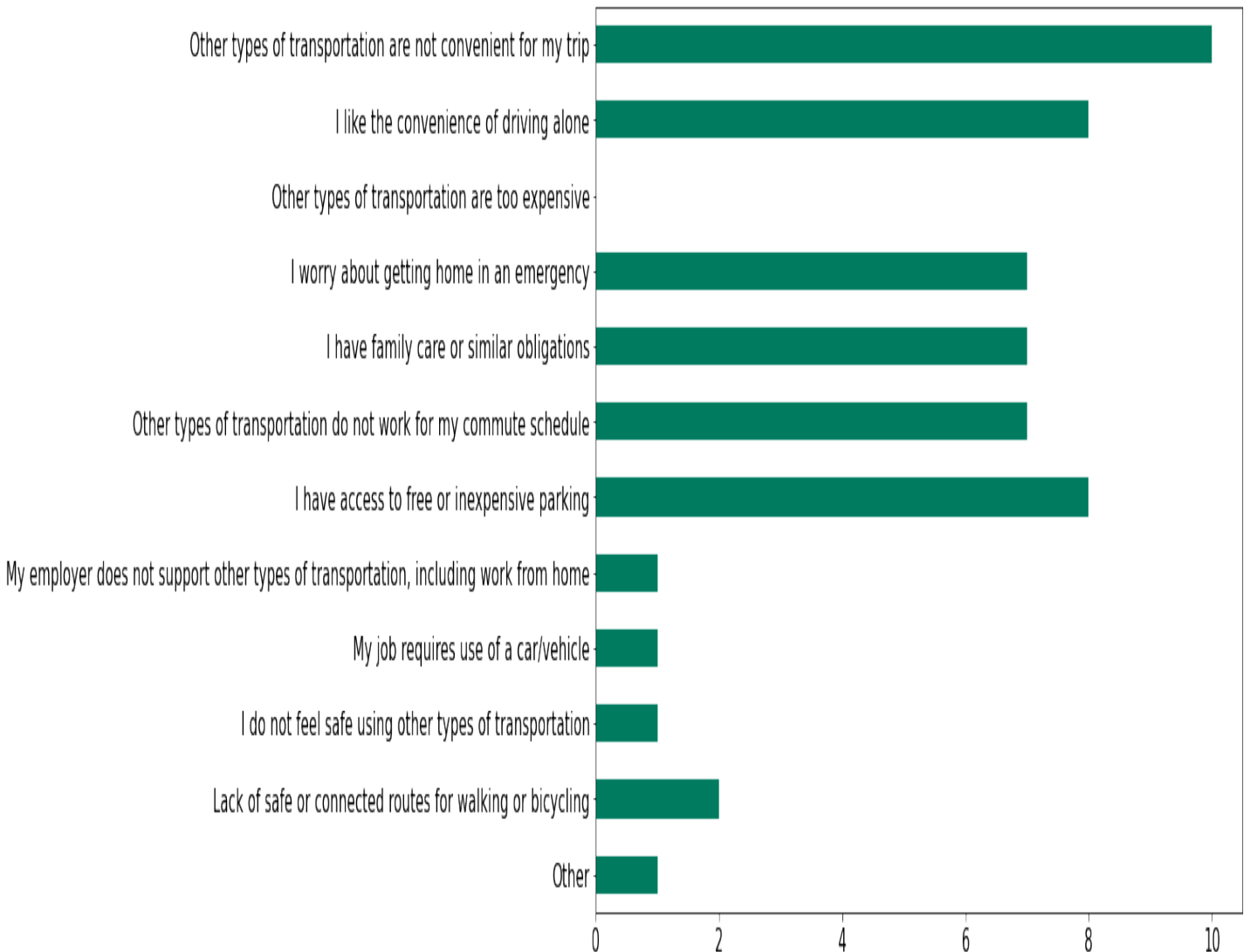
	Total Responses	Percentage of Respondents
6am - 7am	20	60.6
7am - 8am	8	24.2
8am - 9am	5	15.2
9am - 10am	0	0.0
10am - 11am	0	0.0
11am - 12pm	0	0.0
After 12pm	0	0.0



Why do you drive alone to work (when you choose this option)?

Total Responses

Other types of transportation are not convenient for my trip	10
I like the convenience of driving alone	8
Other types of transportation are too expensive	0
I worry about getting home in an emergency	7
I have family care or similar obligations	7
Other types of transportation do not work for my commute schedule	7
I have access to free or inexpensive parking	8
My employer does not support other types of transportation, including work from home	1
My job requires use of a car/vehicle	1
I do not feel safe using other types of transportation	1
Lack of safe or connected routes for walking or bicycling	2
Other	1



Would any of the following options make you consider not driving alone to work?

Total Responses

Bus/train/ferry benefits	1
Employer shuttle access	1
Flexible schedules/ work from home options	7
Incentives for biking or walking	3
Secure bike parking, showers, lockers, etc.	2
Carpool/vanpool ride matching or subsidy	2
Guaranteed ride home	2
Dedicated carpool/HOV parking spaces	1
Other	3

