

WA State Office of Financial Management

106 11th Avenue SE

CTR ID: E14002

Survey summary

Survey dates from 11/02/2021 to 11/29/2021

Total responses: 67

Total employees: 111

Response rate: 60.4%

Meets threshold of 95 percent confidence level +/- 5 percent: No

Vehicle Miles of Travel (VMT) per employee: 0.5

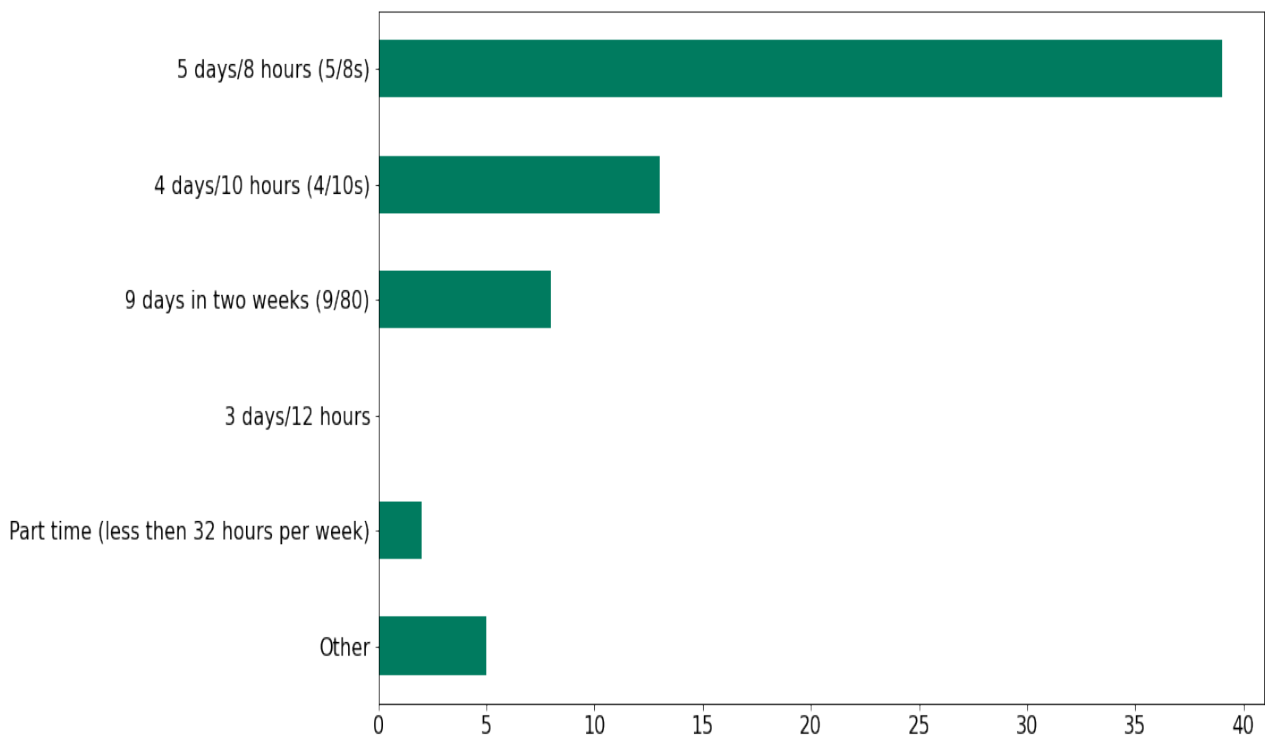
Non Drive Alone Trip (NDAT) rate: 95.9%

Total Annual Greenhouse Gas Emissions - All Employees (Metric Ton CO₂e): 11.8

Daily Greenhouse Gas Emissions per Employees (Pounds) Roundtrip: 0.9

Which of the following best describes your work schedule?

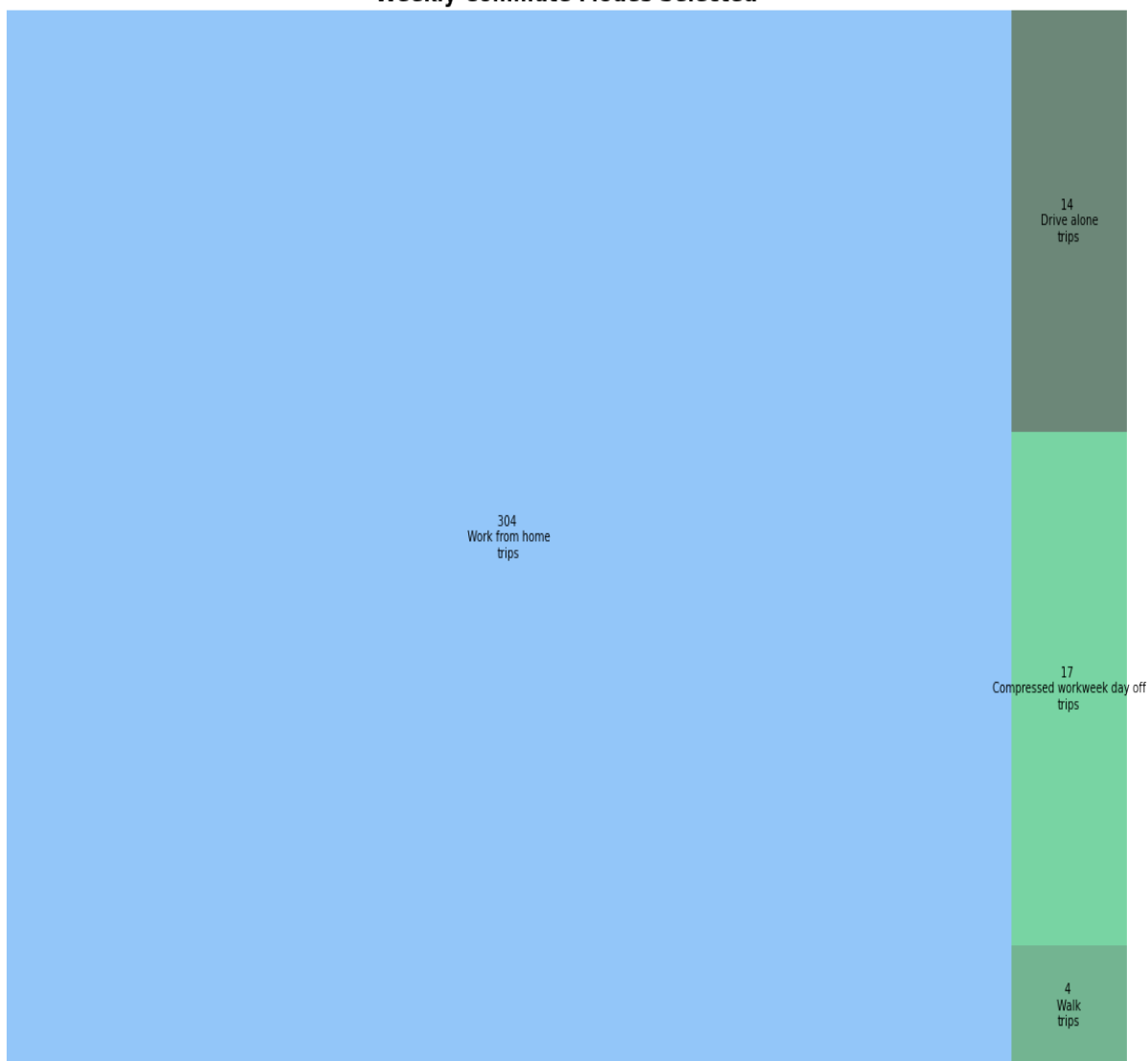
	Total Responses	Percentage of Respondents
5 days/8 hours (5/8s)	39	58.2
4 days/10 hours (4/10s)	13	19.4
9 days in two weeks (9/80)	8	11.9
3 days/12 hours	0	0.0
Part time (less than 32 hours per week)	2	3.0
Other	5	7.5
Total	67	100.0



During a typical week, how do you get to work each day?

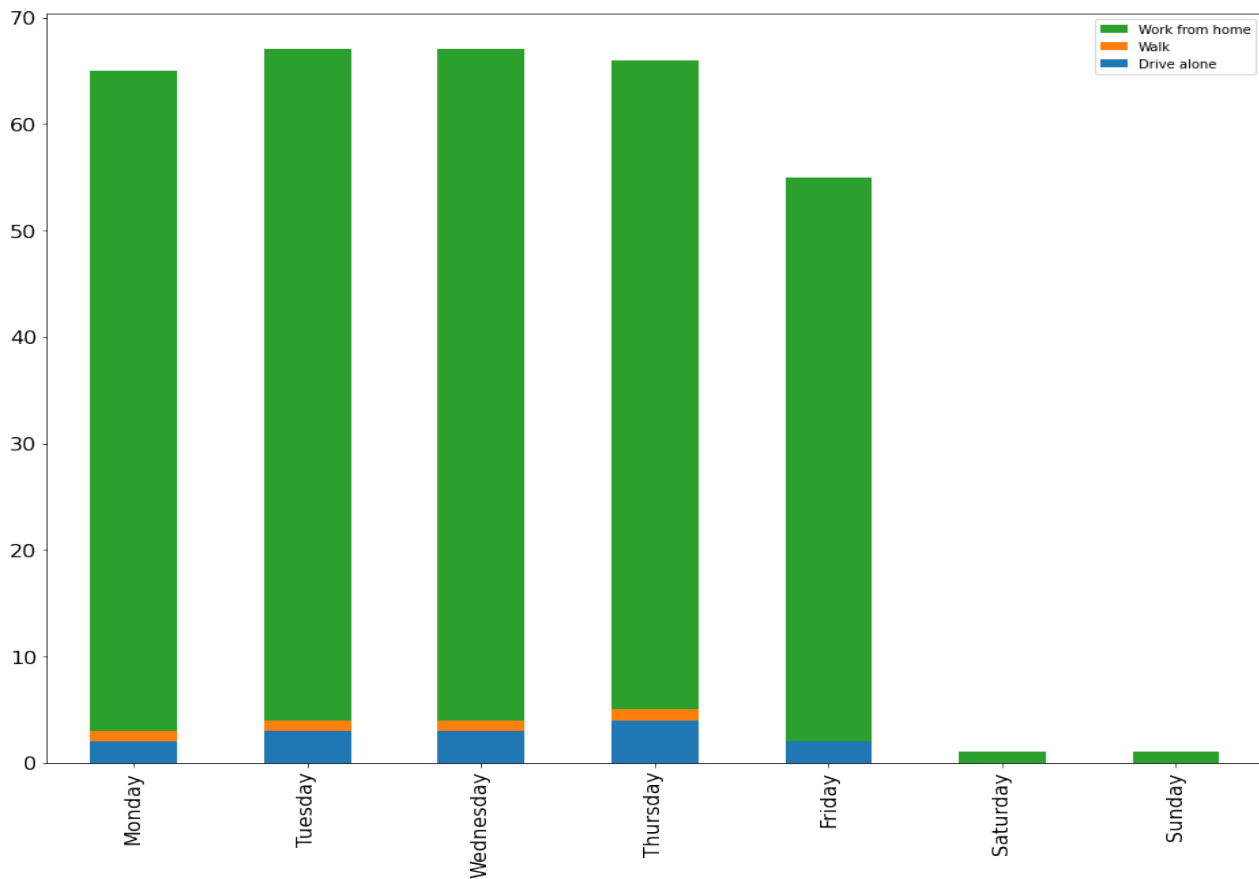
	Total Weekly Trips	Percent of Weekly Trips
Work from home	304	89.7
Walk	4	1.2
Bike	0	0.0
Bus	0	0.0
Train/ Light rail/Streetcar	0	0.0
Drove to ferry	0	0.0
Walk to ferry	0	0.0
Employer shuttle	0	0.0
Vanpool	0	0.0
Carpool	0	0.0
Compressed workweek day off	17	5.0
Uber/Lyft/Taxi	0	0.0
Drive alone	14	4.1
Motorcycle	0	0.0
Other	0	0.0
Total	339	100.0

Weekly Commute Modes Selected



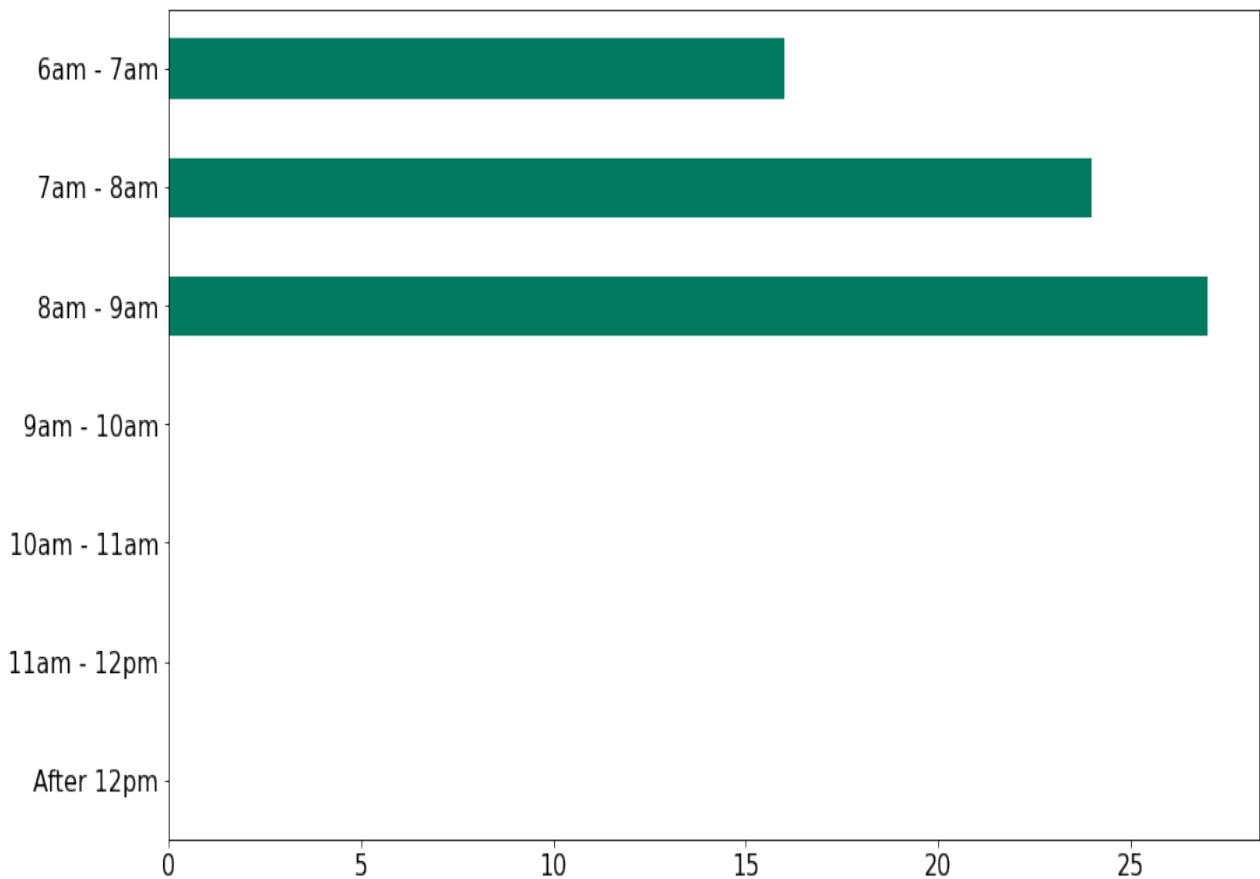
	Monday	Tuesday	Wednesday	Thursday	Friday	Saturday	Sunday
Work from home	62	63	63	61	53	1	1
Walk	1	1	1	1	0	0	0
Bike	0	0	0	0	0	0	0
Bus	0	0	0	0	0	0	0
Train/ Light rail/ Streetcar	0	0	0	0	0	0	0
Drove to ferry	0	0	0	0	0	0	0
Walk to ferry	0	0	0	0	0	0	0
Employer shuttle	0	0	0	0	0	0	0
Vanpool	0	0	0	0	0	0	0
Carpool	0	0	0	0	0	0	0
Uber/Lyft/Taxi	0	0	0	0	0	0	0
Drive alone	2	3	3	4	2	0	0
Motorcycle	0	0	0	0	0	0	0
Other	0	0	0	0	0	0	0

*Compressed workweek day off total is calculated from Question 1 - Work schedule. Therefore, it is not possible to show in daily distribution.



When do you typically arrive at work?

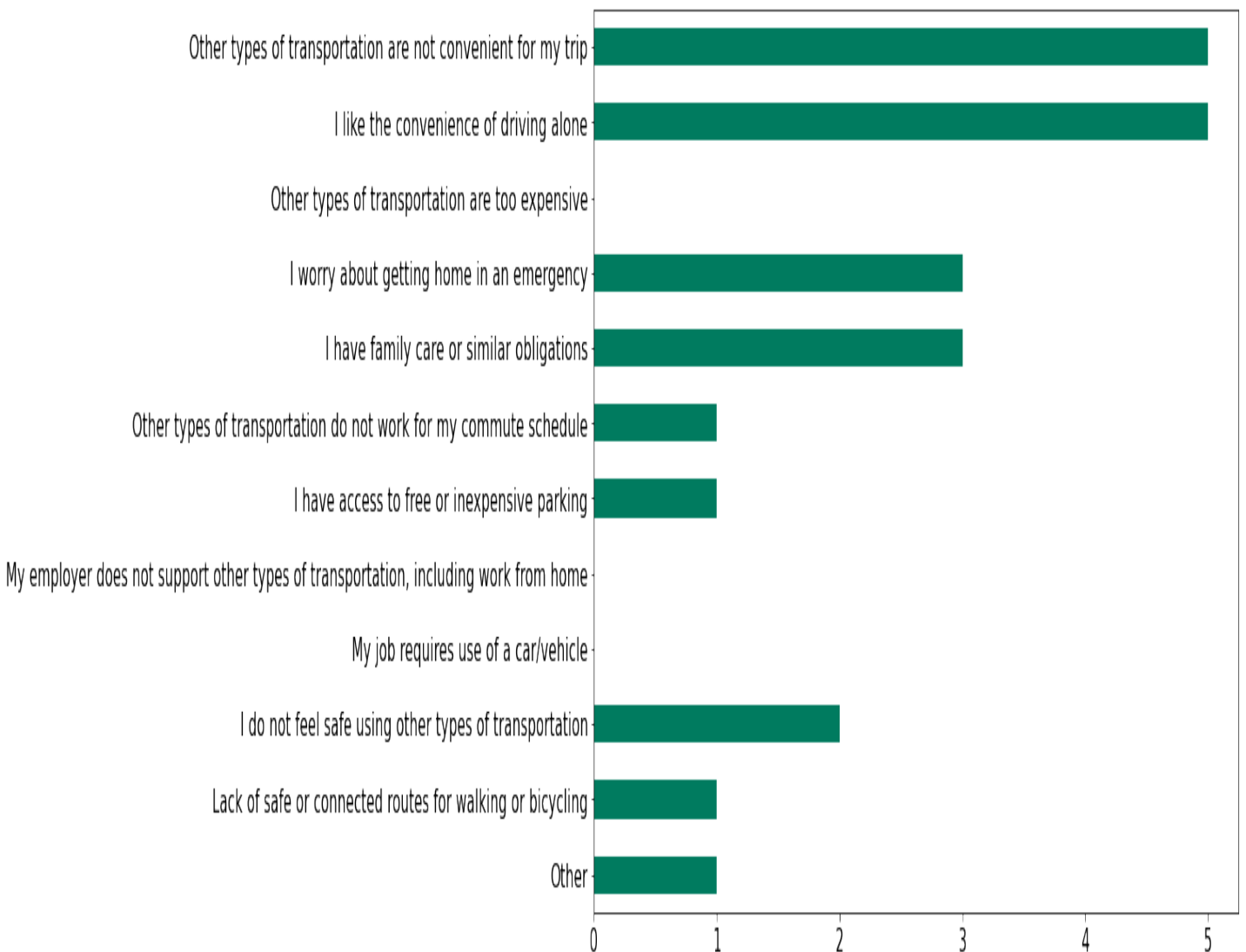
	Total Responses	Percentage of Respondents
6am - 7am	16	23.9
7am - 8am	24	35.8
8am - 9am	27	40.3
9am - 10am	0	0.0
10am - 11am	0	0.0
11am - 12pm	0	0.0
After 12pm	0	0.0



Why do you drive alone to work (when you choose this option)?

Total Responses

Other types of transportation are not convenient for my trip	5
I like the convenience of driving alone	5
Other types of transportation are too expensive	0
I worry about getting home in an emergency	3
I have family care or similar obligations	3
Other types of transportation do not work for my commute schedule	1
I have access to free or inexpensive parking	1
My employer does not support other types of transportation, including work from home	0
My job requires use of a car/vehicle	0
I do not feel safe using other types of transportation	2
Lack of safe or connected routes for walking or bicycling	1
Other	1



Would any of the following options make you consider not driving alone to work?

Total Responses

Bus/train/ferry benefits	0
Employer shuttle access	0
Flexible schedules/ work from home options	3
Incentives for biking or walking	2
Secure bike parking, showers, lockers, etc.	0
Carpool/vanpool ride matching or subsidy	0
Guaranteed ride home	0
Dedicated carpool/HOV parking spaces	0
Other	1

