

South Puget Sound Community College (SPSCC)

Lacey Campus

CTR ID: E13995

Survey summary

Survey dates from 11/08/2021 to 12/15/2021

Total responses: 11

Total employees: 6

Response rate: 183.3%

Meets threshold of 95 percent confidence level +/- 5 percent: Yes

Vehicle Miles of Travel (VMT) per employee: 11.1

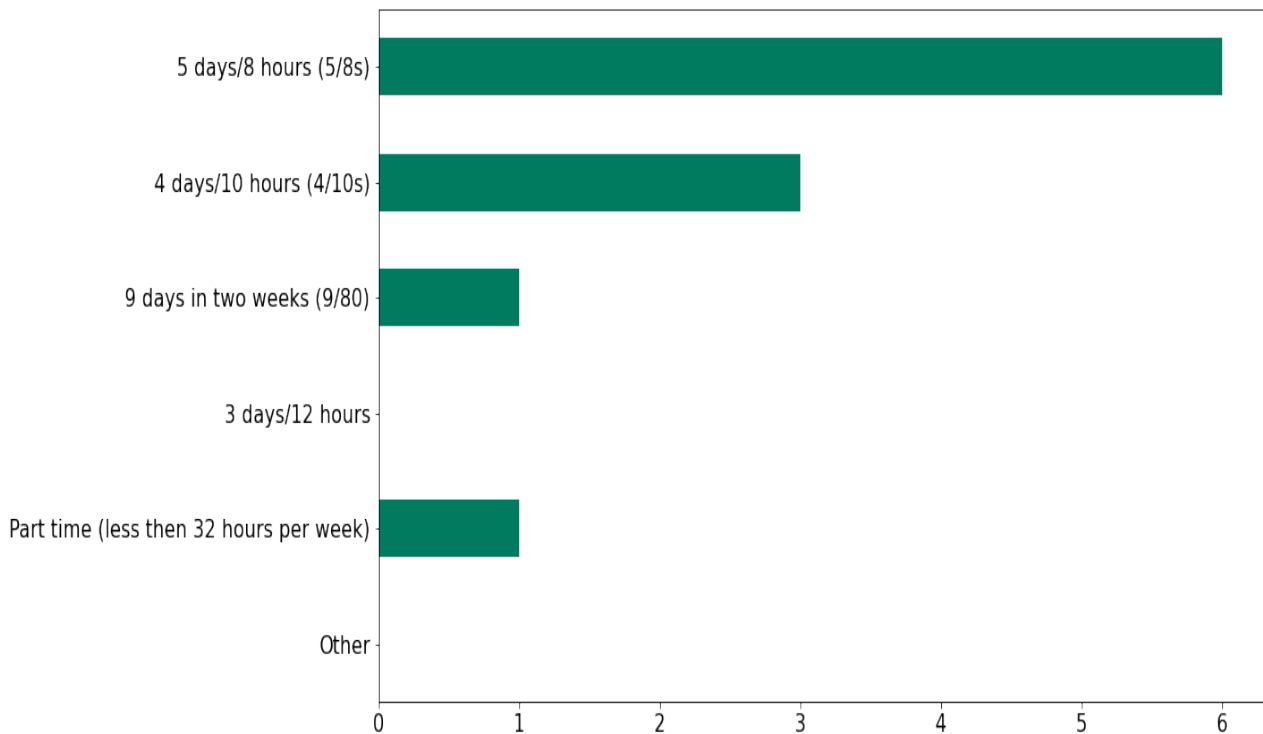
Non Drive Alone Trip (NDAT) rate: 33.9%

Total Annual Greenhouse Gas Emissions - All Employees (Metric Ton CO₂e): 15.4

Daily Greenhouse Gas Emissions per Employees (Pounds) Roundtrip: 20.6

Which of the following best describes your work schedule?

	Total Responses	Percentage of Respondents
5 days/8 hours (5/8s)	6	54.5
4 days/10 hours (4/10s)	3	27.3
9 days in two weeks (9/80)	1	9.1
3 days/12 hours	0	0.0
Part time (less then 32 hours per week)	1	9.1
Other	0	0.0
Total	11	99.0



During a typical week, how do you get to work each day?

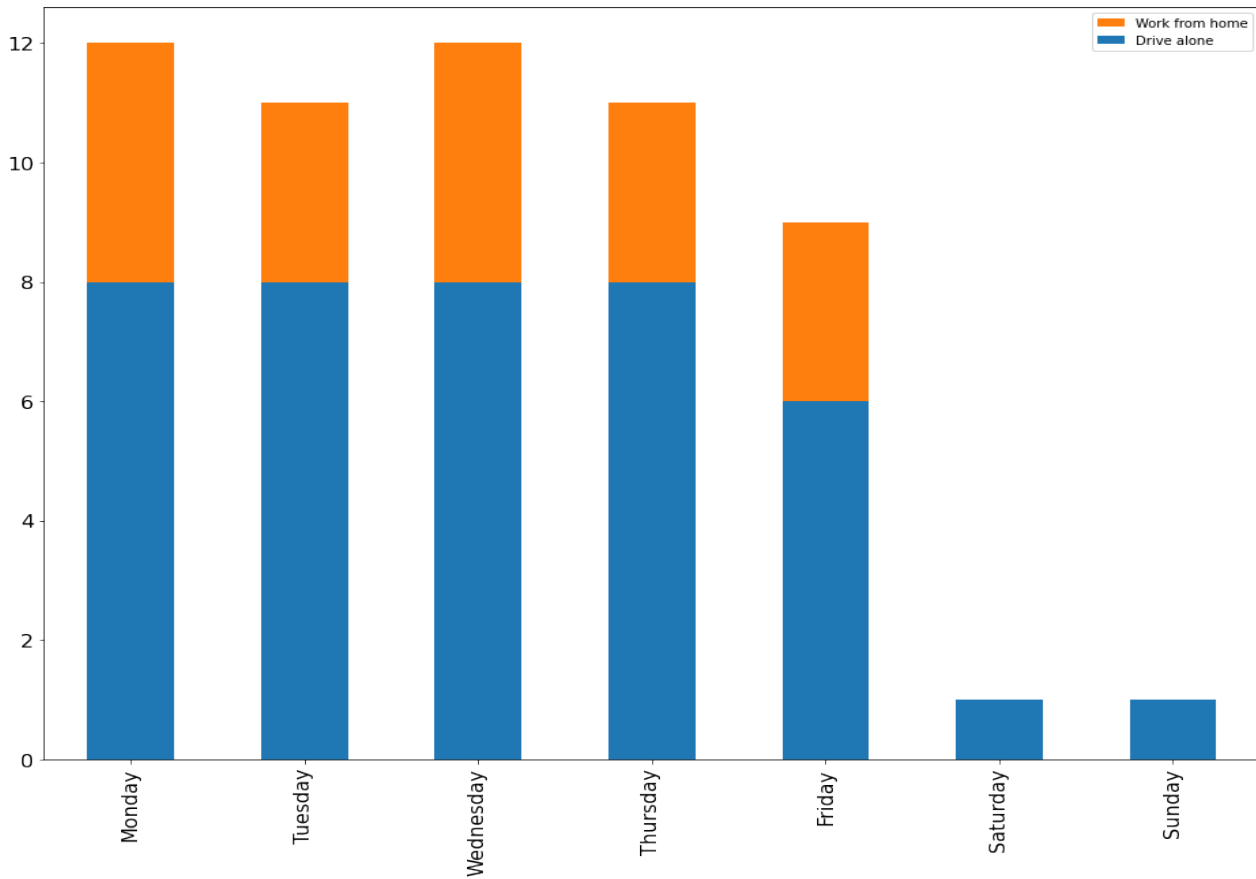
	Total Weekly Trips	Percent of Weekly Trips
Work from home	17	28.3
Walk	0	0.0
Bike	0	0.0
Bus	0	0.0
Train/ Light rail/Streetcar	0	0.0
Drove to ferry	0	0.0
Walk to ferry	0	0.0
Employer shuttle	0	0.0
Vanpool	0	0.0
Carpool	0	0.0
Compressed workweek day off	3	5.0
Uber/Lyft/Taxi	0	0.0
Drive alone	40	66.7
Motorcycle	0	0.0
Other	0	0.0
Total	60	100.0

Weekly Commute Modes Selected



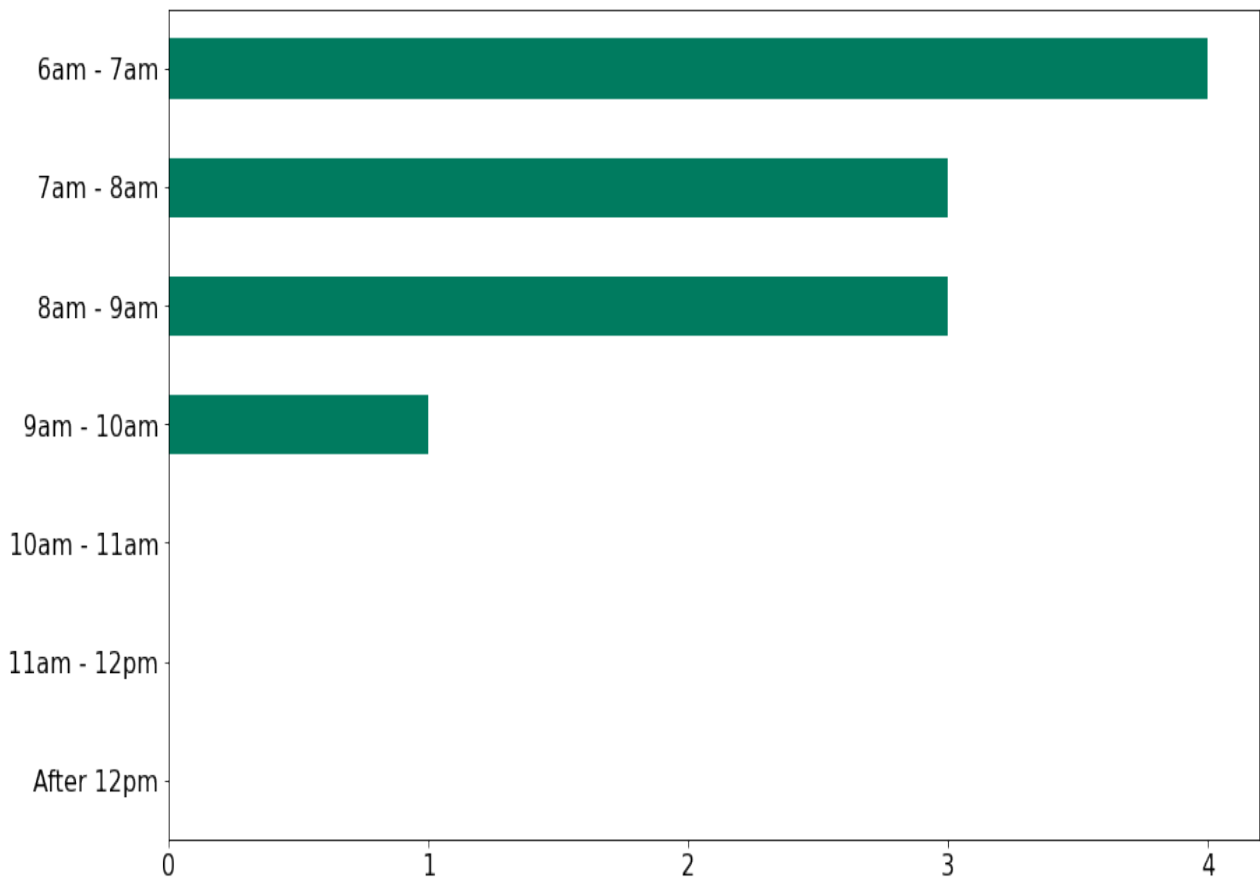
	Monday	Tuesday	Wednesday	Thursday	Friday	Saturday	Sunday
Work from home	4	3	4	3	3	0	0
Walk	0	0	0	0	0	0	0
Bike	0	0	0	0	0	0	0
Bus	0	0	0	0	0	0	0
Train/ Light rail/ Streetcar	0	0	0	0	0	0	0
Drove to ferry	0	0	0	0	0	0	0
Walk to ferry	0	0	0	0	0	0	0
Employer shuttle	0	0	0	0	0	0	0
Vanpool	0	0	0	0	0	0	0
Carpool	0	0	0	0	0	0	0
Uber/Lyft/Taxi	0	0	0	0	0	0	0
Drive alone	8	8	8	8	6	1	1
Motorcycle	0	0	0	0	0	0	0
Other	0	0	0	0	0	0	0

*Compressed workweek day off total is calculated from Question 1 - Work schedule. Therefore, it is not possible to show in daily distribution.



When do you typically arrive at work?

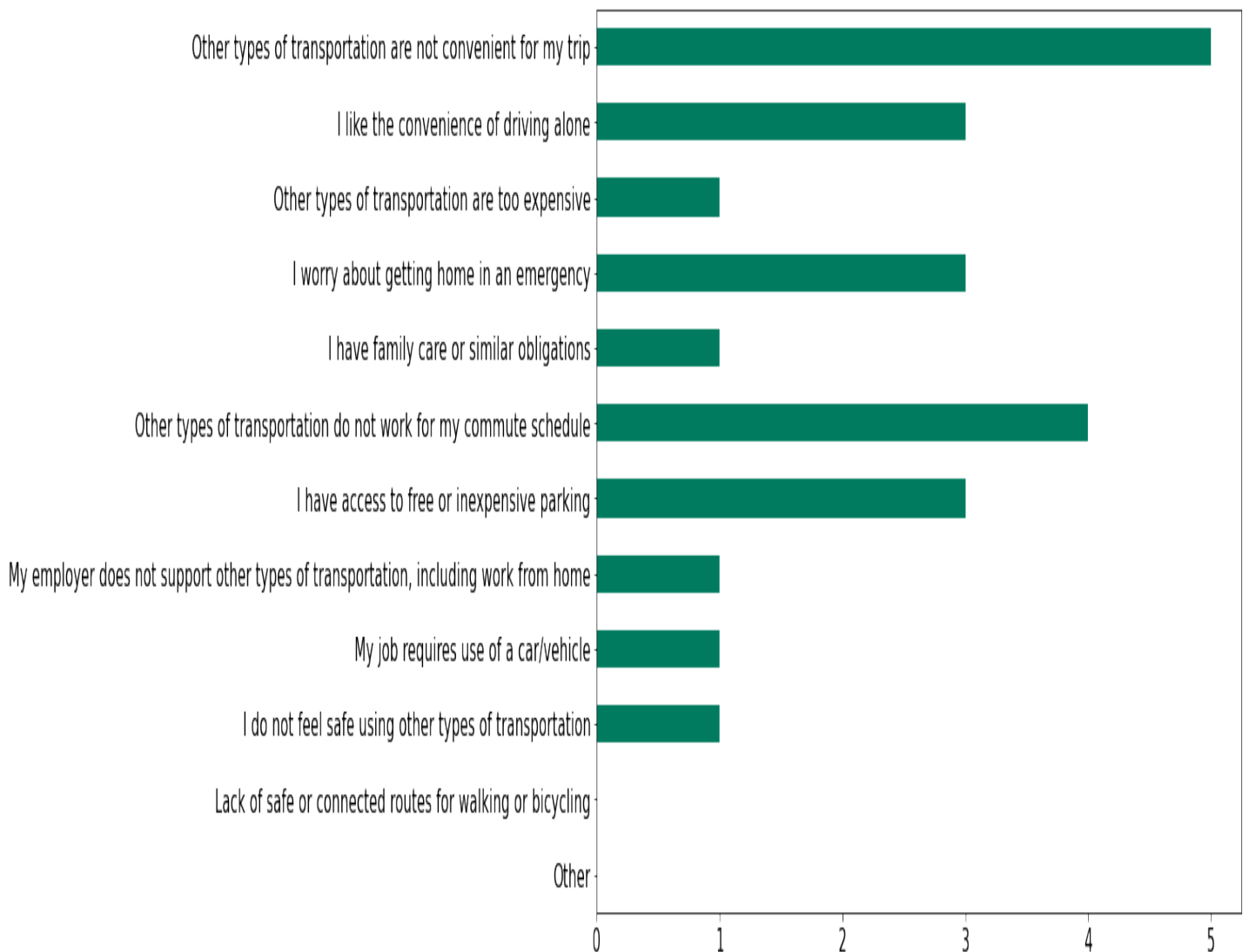
	Total Responses	Percentage of Respondents
6am - 7am	4	36.4
7am - 8am	3	27.3
8am - 9am	3	27.3
9am - 10am	1	9.1
10am - 11am	0	0.0
11am - 12pm	0	0.0
After 12pm	0	0.0



Why do you drive alone to work (when you choose this option)?

Total Responses

Other types of transportation are not convenient for my trip	5
I like the convenience of driving alone	3
Other types of transportation are too expensive	1
I worry about getting home in an emergency	3
I have family care or similar obligations	1
Other types of transportation do not work for my commute schedule	4
I have access to free or inexpensive parking	3
My employer does not support other types of transportation, including work from home	1
My job requires use of a car/vehicle	1
I do not feel safe using other types of transportation	1
Lack of safe or connected routes for walking or bicycling	0
Other	0



Would any of the following options make you consider not driving alone to work?

Total Responses

Bus/train/ferry benefits	0
Employer shuttle access	0
Flexible schedules/ work from home options	4
Incentives for biking or walking	0
Secure bike parking, showers, lockers, etc.	0
Carpool/vanpool ride matching or subsidy	2
Guaranteed ride home	2
Dedicated carpool/HOV parking spaces	0
Other	0

