

Washington State Office of the Attorney General

TAB - Tumwater Annex Building

CTR ID: E13961

Survey summary

Survey dates from 10/27/2021 to 11/15/2021

Total responses: 40

Total employees: 52

Response rate: 76.9%

Meets threshold of 95 percent confidence level +/- 5 percent: No

Vehicle Miles of Travel (VMT) per employee: 3.9

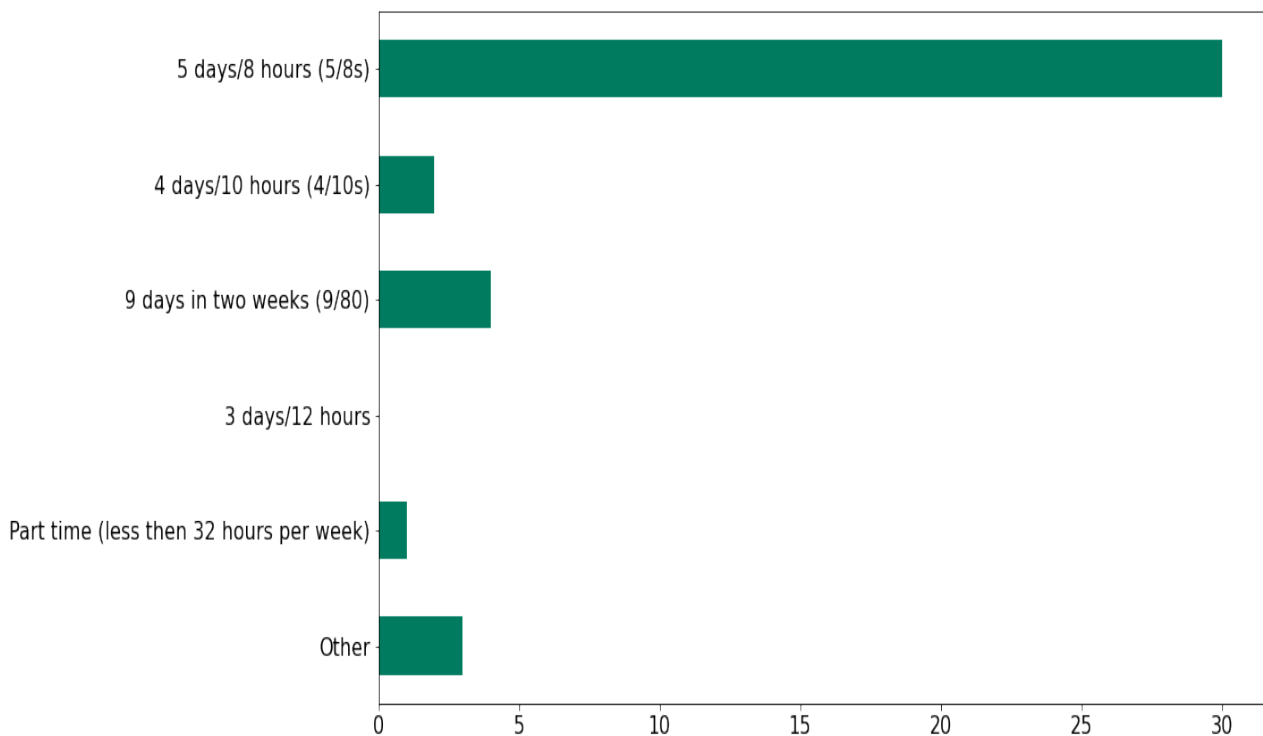
Non Drive Alone Trip (NDAT) rate: 73.8%

Total Annual Greenhouse Gas Emissions - All Employees (Metric Ton CO₂e): 41.5

Daily Greenhouse Gas Emissions per Employees (Pounds) Roundtrip: 7.2

Which of the following best describes your work schedule?

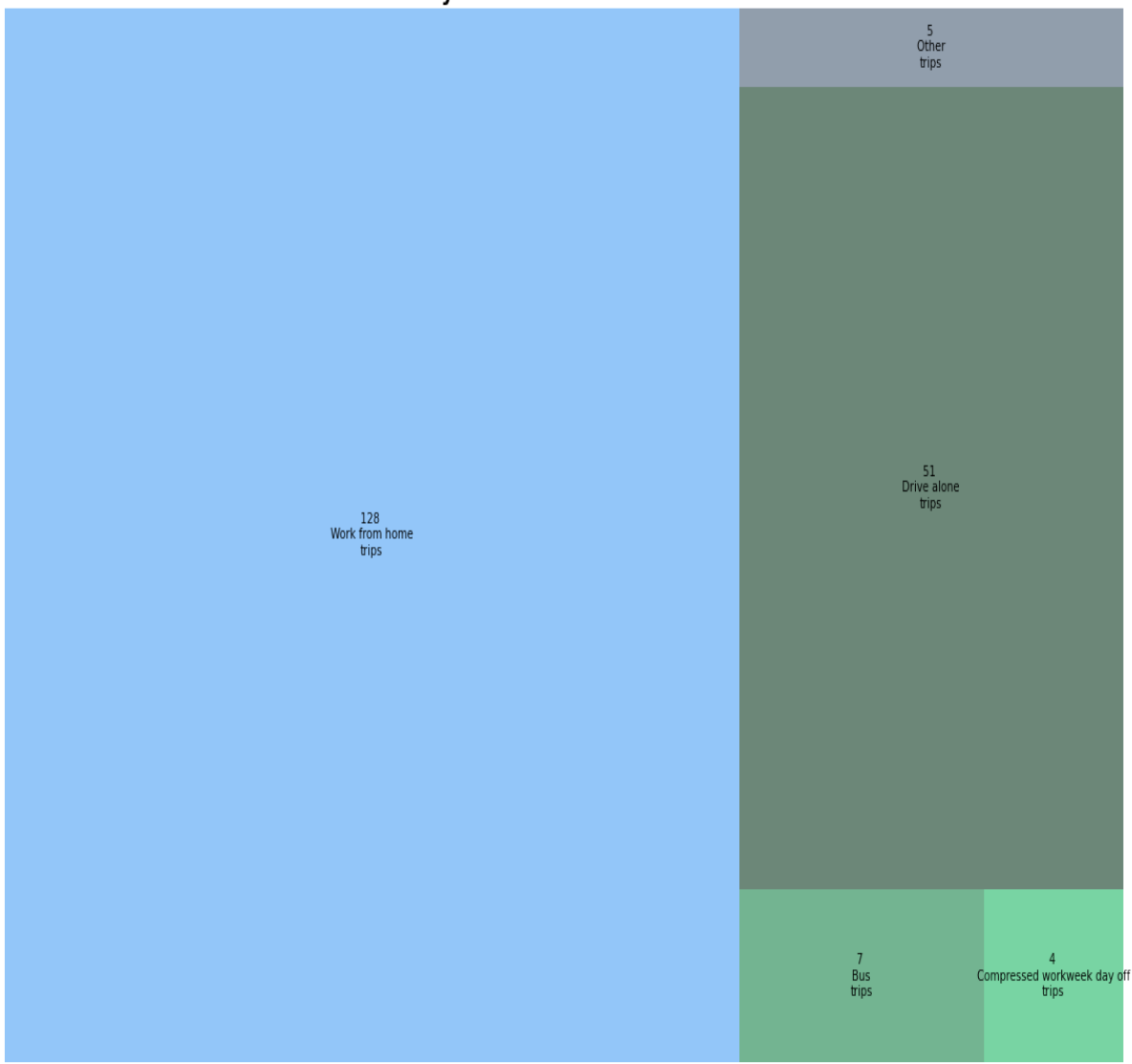
	Total Responses	Percentage of Respondents
5 days/8 hours (5/8s)	30	75.0
4 days/10 hours (4/10s)	2	5.0
9 days in two weeks (9/80)	4	10.0
3 days/12 hours	0	0.0
Part time (less then 32 hours per week)	1	2.5
Other	3	7.5
Total	40	100.0



During a typical week, how do you get to work each day?

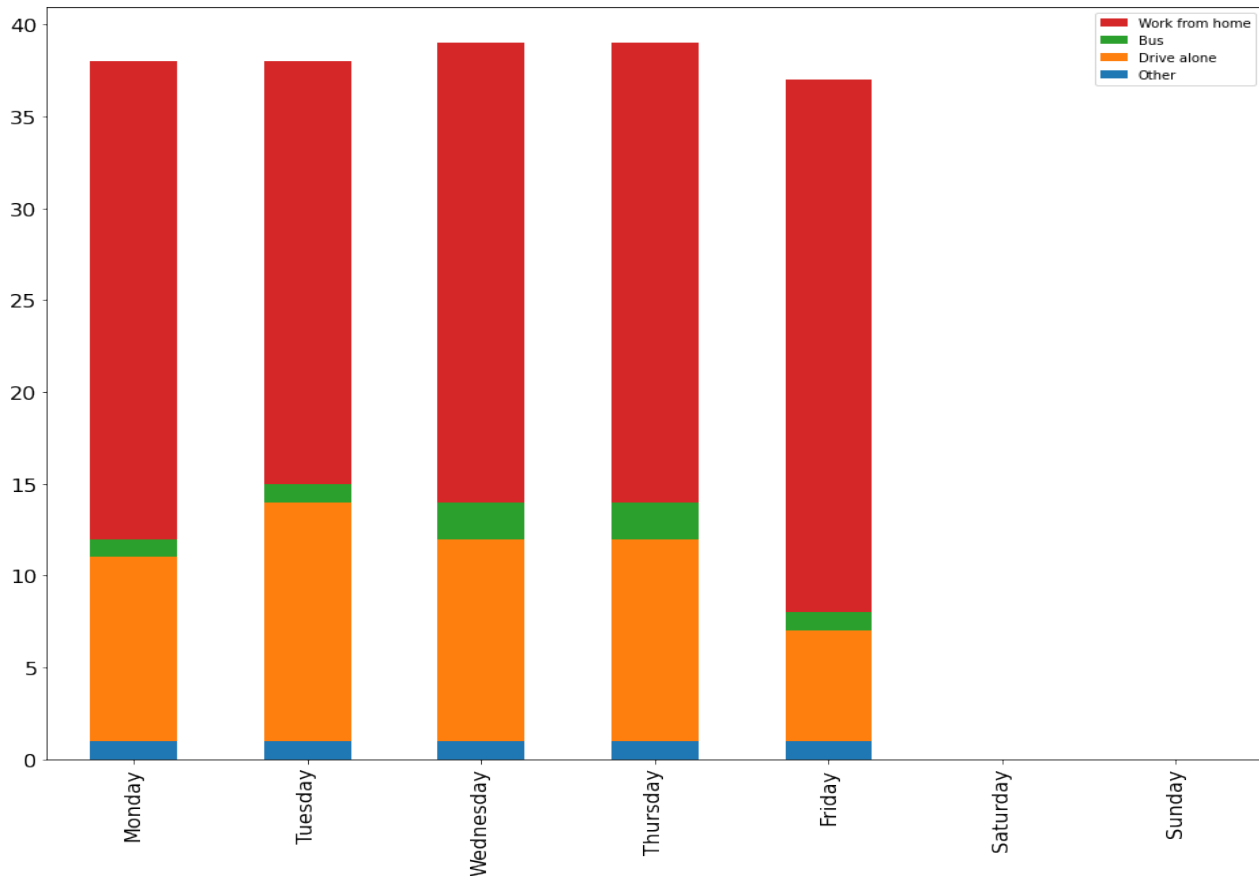
	Total Weekly Trips	Percent of Weekly Trips
Work from home	128	65.6
Walk	0	0.0
Bike	0	0.0
Bus	7	3.6
Train/ Light rail/Streetcar	0	0.0
Drove to ferry	0	0.0
Walk to ferry	0	0.0
Employer shuttle	0	0.0
Vanpool	0	0.0
Carpool	0	0.0
Compressed workweek day off	4	2.1
Uber/Lyft/Taxi	0	0.0
Drive alone	51	26.2
Motorcycle	0	0.0
Other	5	2.6
Total	195	100.0

Weekly Commute Modes Selected



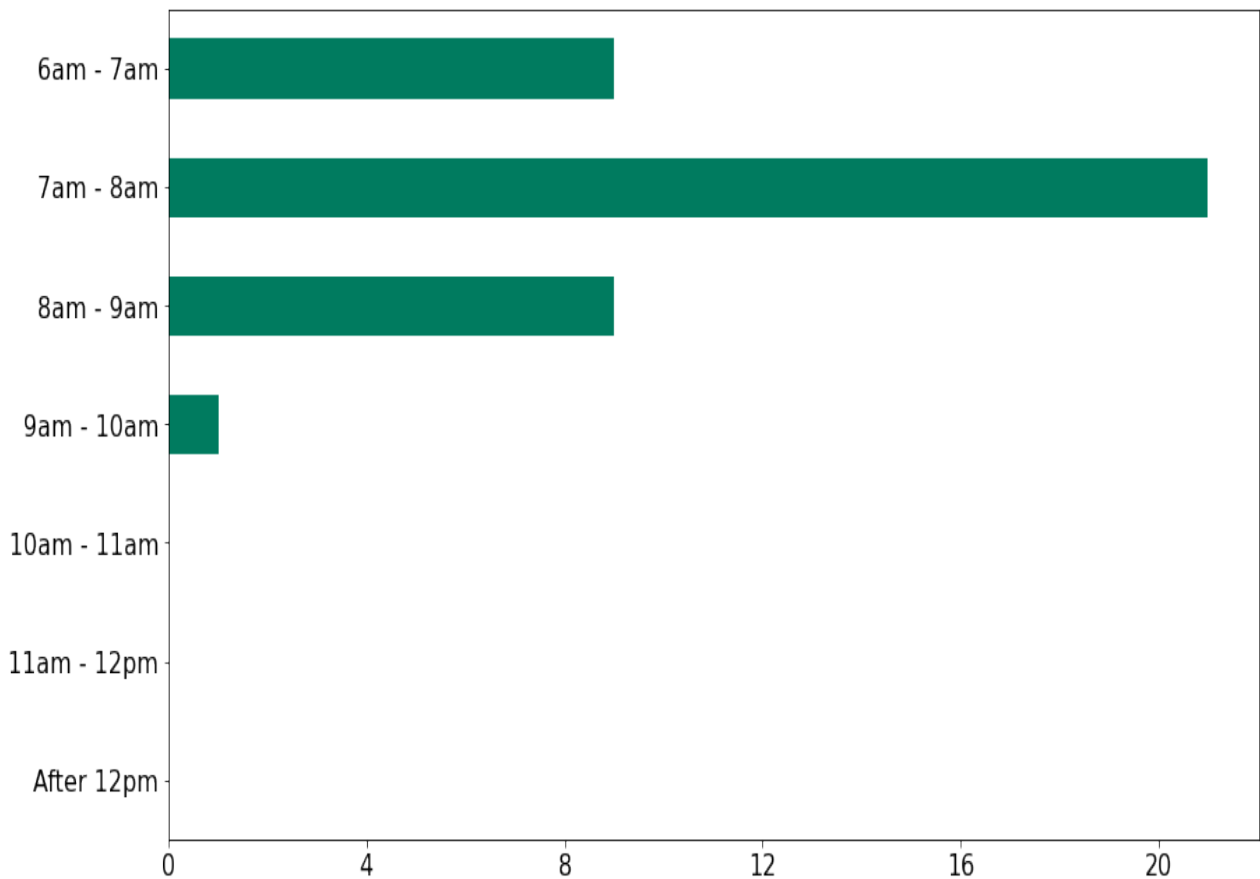
	Monday	Tuesday	Wednesday	Thursday	Friday	Saturday	Sunday
Work from home	26	23	25	25	29	0	0
Walk	0	0	0	0	0	0	0
Bike	0	0	0	0	0	0	0
Bus	1	1	2	2	1	0	0
Train/ Light rail/ Streetcar	0	0	0	0	0	0	0
Drove to ferry	0	0	0	0	0	0	0
Walk to ferry	0	0	0	0	0	0	0
Employer shuttle	0	0	0	0	0	0	0
Vanpool	0	0	0	0	0	0	0
Carpool	0	0	0	0	0	0	0
Uber/Lyft/Taxi	0	0	0	0	0	0	0
Drive alone	10	13	11	11	6	0	0
Motorcycle	0	0	0	0	0	0	0
Other	1	1	1	1	1	0	0

*Compressed workweek day off total is calculated from Question 1 - Work schedule. Therefore, it is not possible to show in daily distribution.



When do you typically arrive at work?

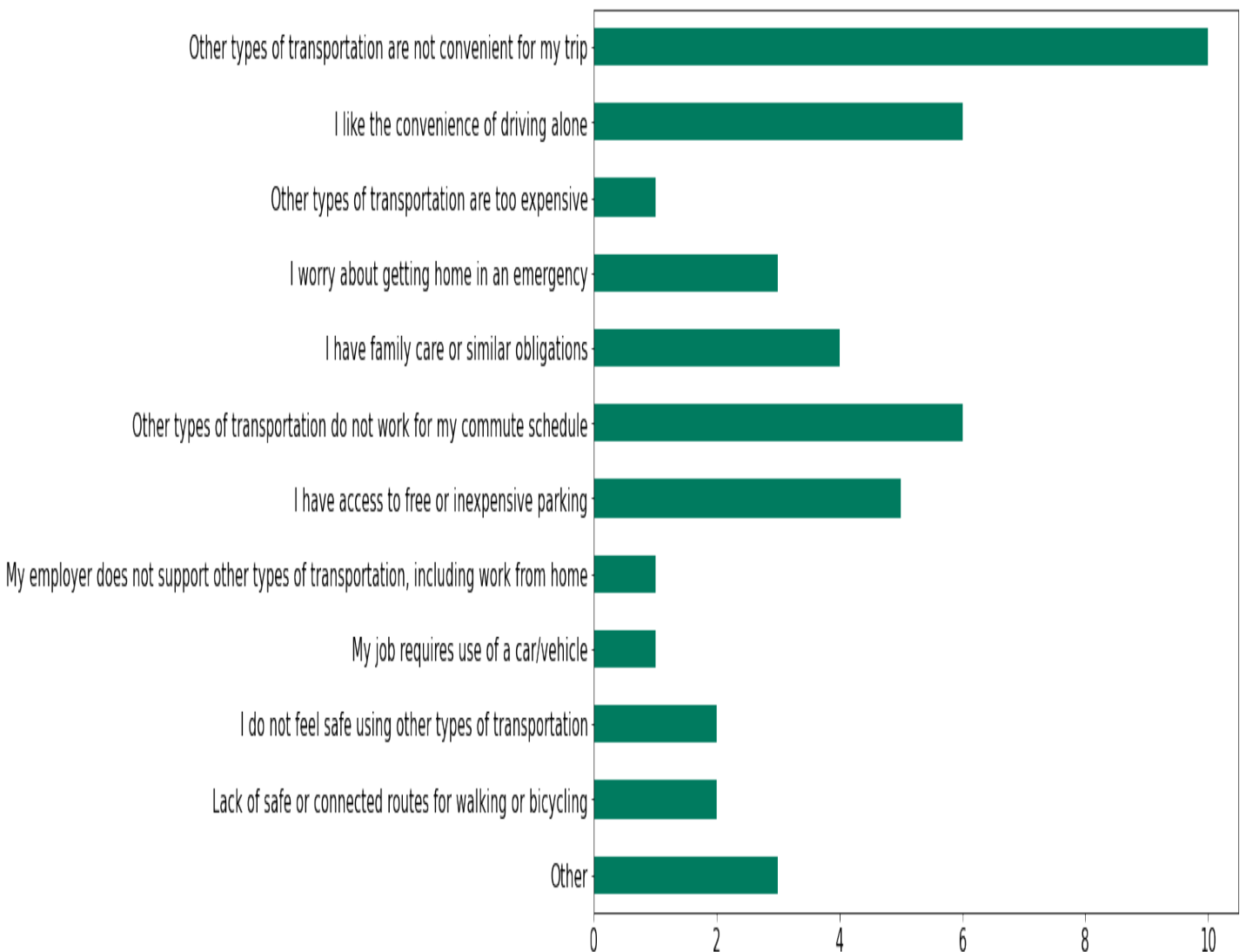
	Total Responses	Percentage of Respondents
6am - 7am	9	22.5
7am - 8am	21	52.5
8am - 9am	9	22.5
9am - 10am	1	2.5
10am - 11am	0	0.0
11am - 12pm	0	0.0
After 12pm	0	0.0



Why do you drive alone to work (when you choose this option)?

Total Responses

Other types of transportation are not convenient for my trip	10
I like the convenience of driving alone	6
Other types of transportation are too expensive	1
I worry about getting home in an emergency	3
I have family care or similar obligations	4
Other types of transportation do not work for my commute schedule	6
I have access to free or inexpensive parking	5
My employer does not support other types of transportation, including work from home	1
My job requires use of a car/vehicle	1
I do not feel safe using other types of transportation	2
Lack of safe or connected routes for walking or bicycling	2
Other	3



Would any of the following options make you consider not driving alone to work?

Total Responses

Bus/train/ferry benefits	4
Employer shuttle access	1
Flexible schedules/ work from home options	13
Incentives for biking or walking	1
Secure bike parking, showers, lockers, etc.	1
Carpool/vanpool ride matching or subsidy	1
Guaranteed ride home	0
Dedicated carpool/HOV parking spaces	0
Other	2

