

WA State Patrol

Tumwater Square

CTR ID: E13920

Survey summary

Survey dates from 11/16/2021 to 11/16/2021

Total responses: 6

Total employees: 10

Response rate: 60.0%

Meets threshold of 95 percent confidence level +/- 5 percent: No

Vehicle Miles of Travel (VMT) per employee: 12.6

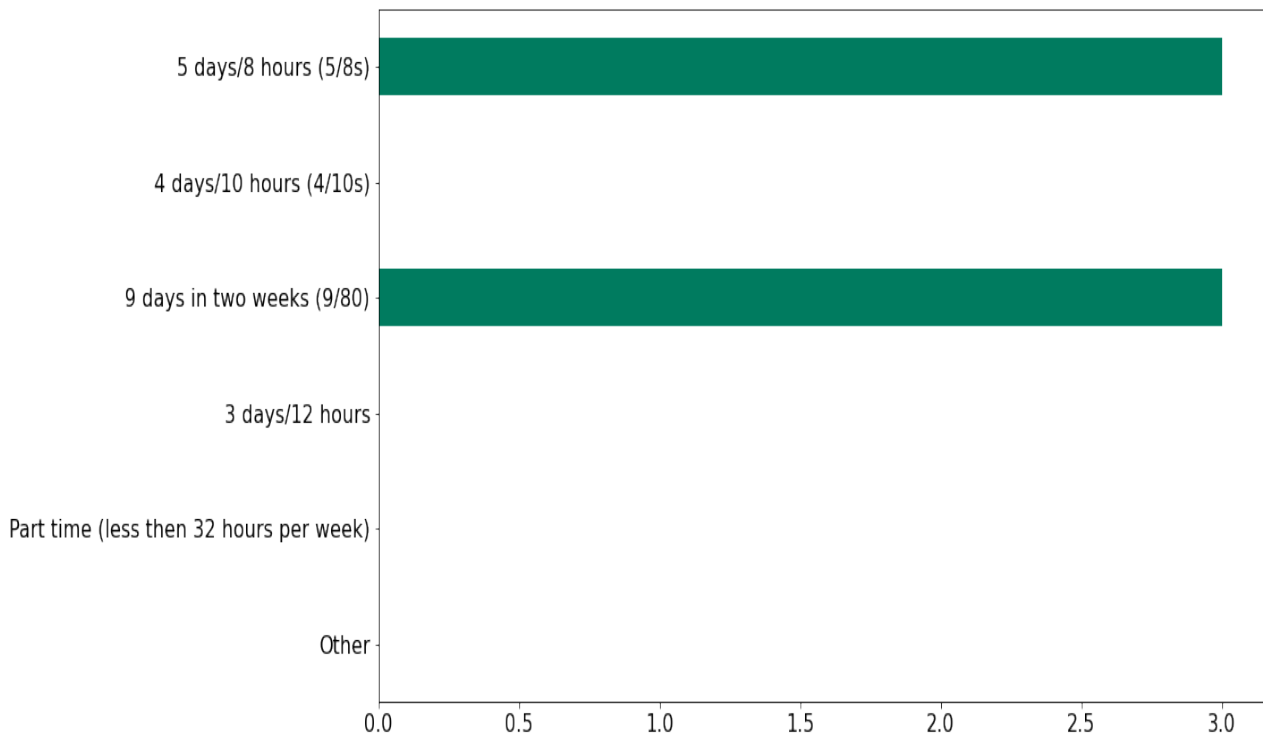
Non Drive Alone Trip (NDAT) rate: 12.7%

Total Annual Greenhouse Gas Emissions - All Employees (Metric Ton CO₂e): 27.7

Daily Greenhouse Gas Emissions per Employees (Pounds) Roundtrip: 23.3

Which of the following best describes your work schedule?

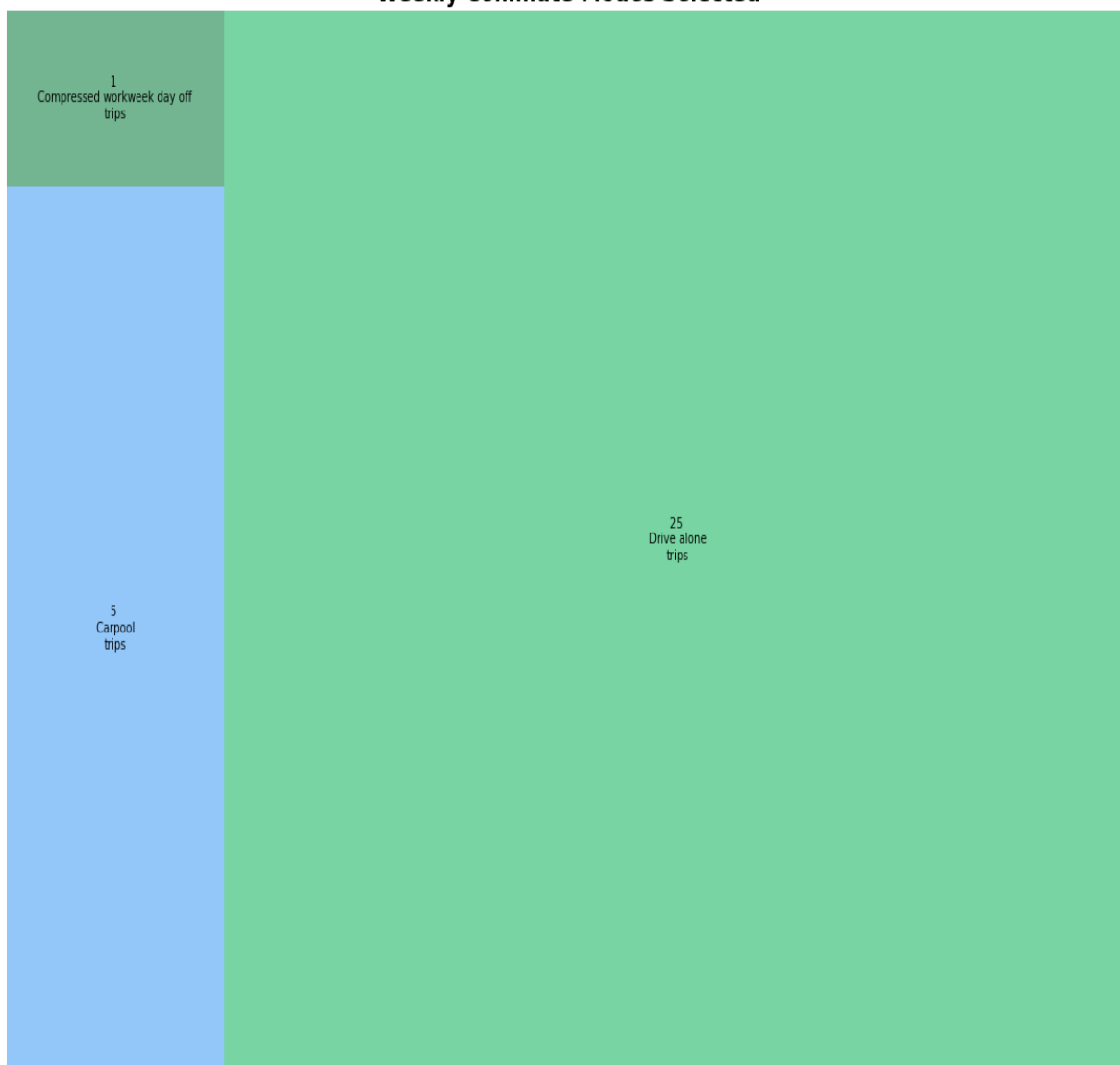
	Total Responses	Percentage of Respondents
5 days/8 hours (5/8s)	3	50.0
4 days/10 hours (4/10s)	0	0.0
9 days in two weeks (9/80)	3	50.0
3 days/12 hours	0	0.0
Part time (less than 32 hours per week)	0	0.0
Other	0	0.0
Total	6	100.0



During a typical week, how do you get to work each day?

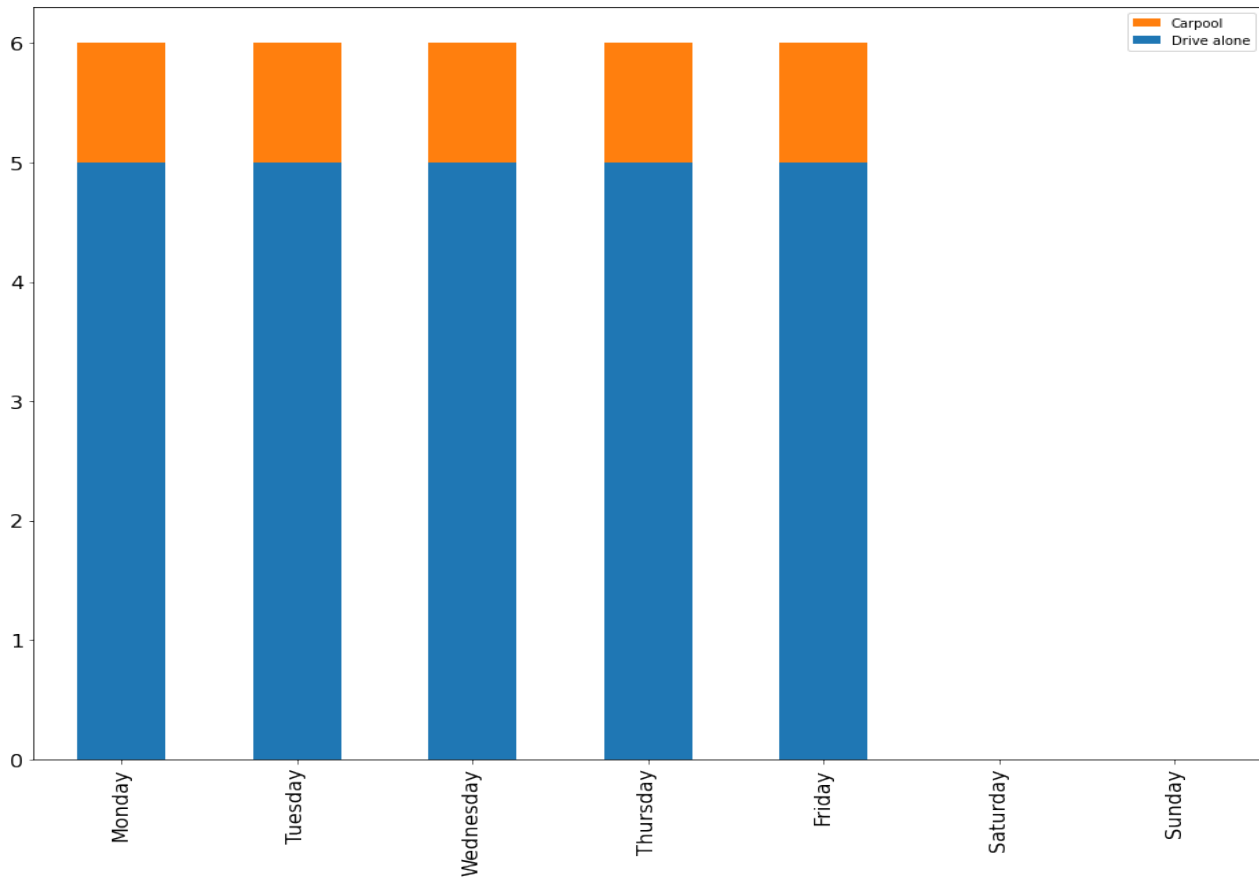
	Total Weekly Trips	Percent of Weekly Trips
Work from home	0	0.0
Walk	0	0.0
Bike	0	0.0
Bus	0	0.0
Train/ Light rail/Streetcar	0	0.0
Drove to ferry	0	0.0
Walk to ferry	0	0.0
Employer shuttle	0	0.0
Vanpool	0	0.0
Carpool	5	16.1
Compressed workweek day off	1	3.2
Uber/Lyft/Taxi	0	0.0
Drive alone	25	80.6
Motorcycle	0	0.0
Other	0	0.0
Total	31	100.0

Weekly Commute Modes Selected



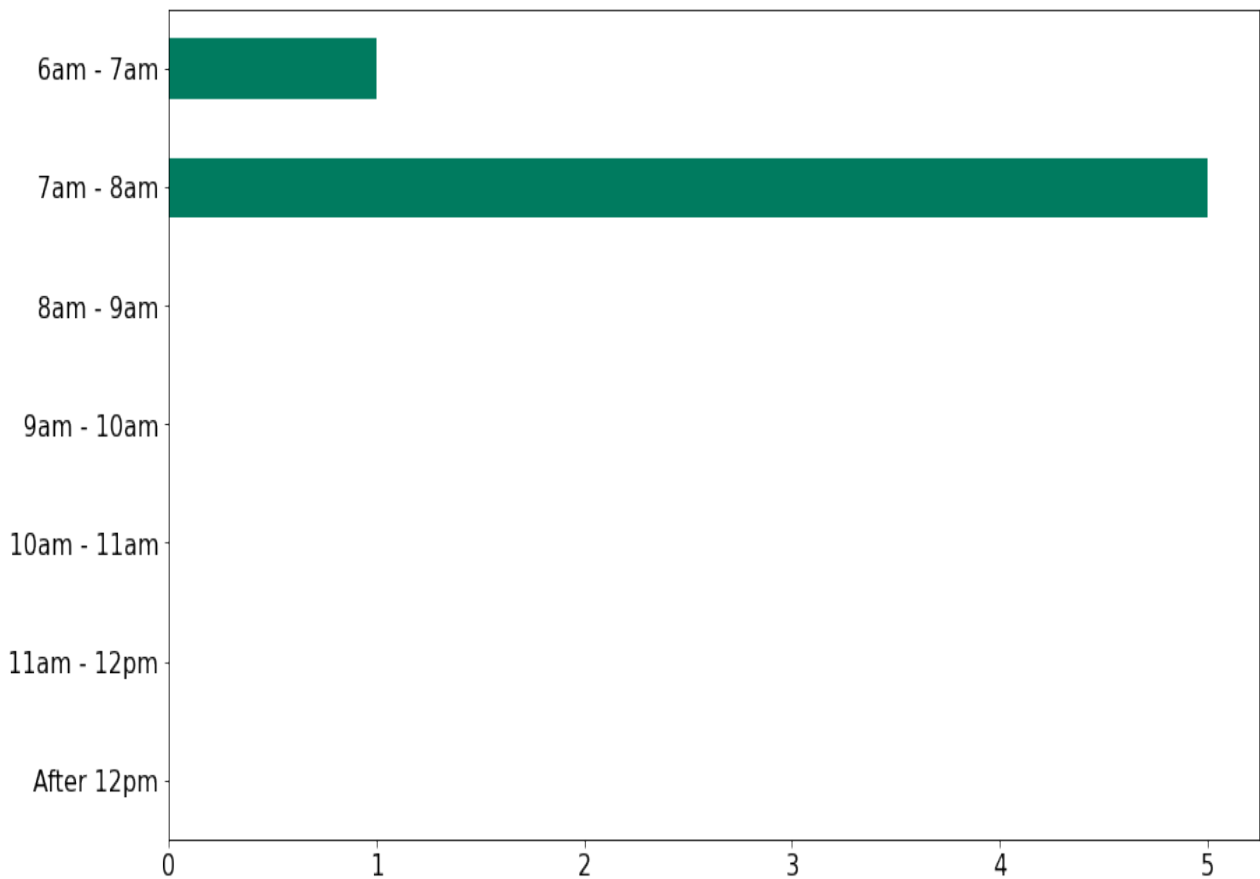
	Monday	Tuesday	Wednesday	Thursday	Friday	Saturday	Sunday
Work from home	0	0	0	0	0	0	0
Walk	0	0	0	0	0	0	0
Bike	0	0	0	0	0	0	0
Bus	0	0	0	0	0	0	0
Train/ Light rail/ Streetcar	0	0	0	0	0	0	0
Drove to ferry	0	0	0	0	0	0	0
Walk to ferry	0	0	0	0	0	0	0
Employer shuttle	0	0	0	0	0	0	0
Vanpool	0	0	0	0	0	0	0
Carpool	1	1	1	1	1	0	0
Uber/Lyft/Taxi	0	0	0	0	0	0	0
Drive alone	5	5	5	5	5	0	0
Motorcycle	0	0	0	0	0	0	0
Other	0	0	0	0	0	0	0

*Compressed workweek day off total is calculated from Question 1 - Work schedule. Therefore, it is not possible to show in daily distribution.



When do you typically arrive at work?

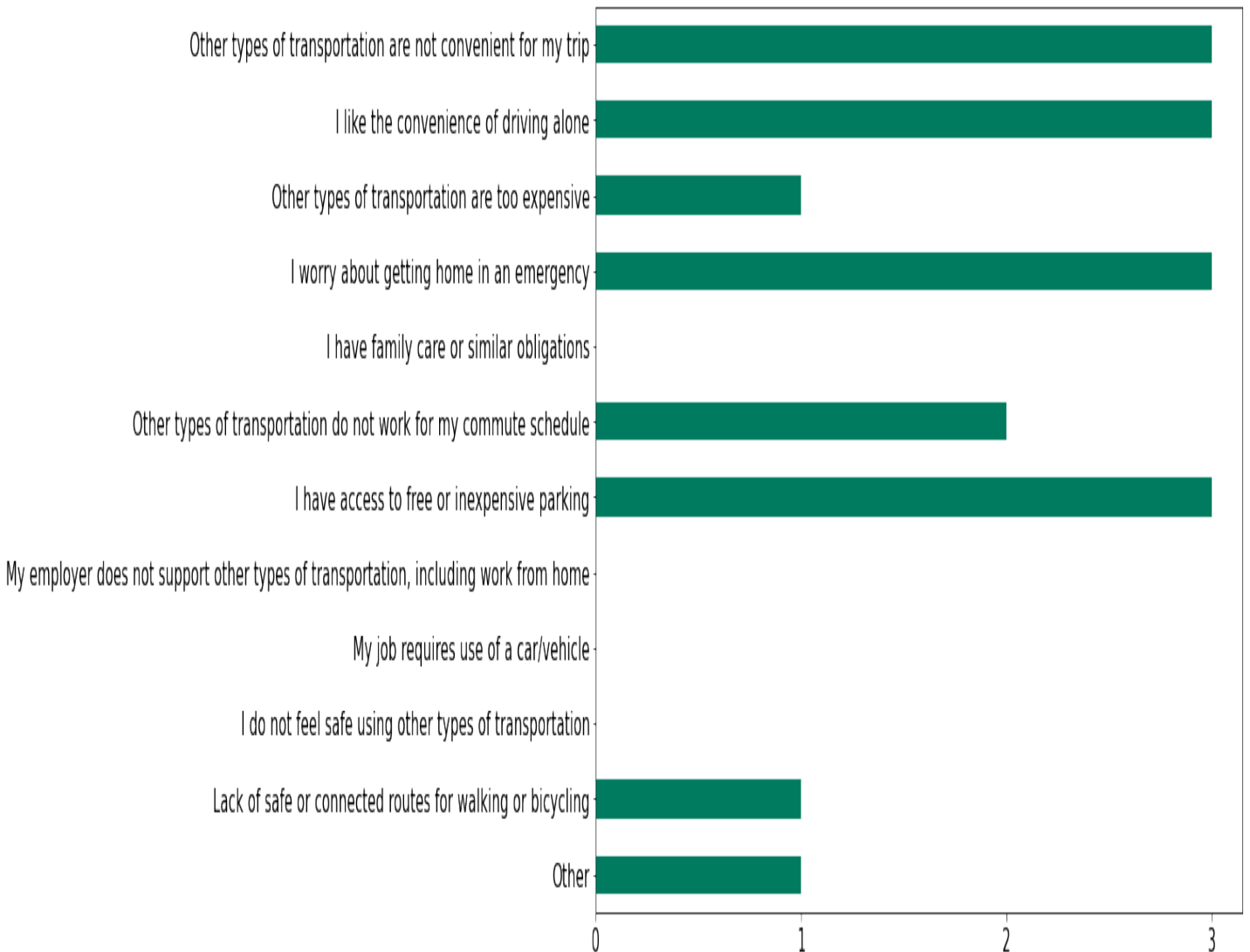
	Total Responses	Percentage of Respondents
6am - 7am	1	16.7
7am - 8am	5	83.3
8am - 9am	0	0.0
9am - 10am	0	0.0
10am - 11am	0	0.0
11am - 12pm	0	0.0
After 12pm	0	0.0



Why do you drive alone to work (when you choose this option)?

Total Responses

Other types of transportation are not convenient for my trip	3
I like the convenience of driving alone	3
Other types of transportation are too expensive	1
I worry about getting home in an emergency	3
I have family care or similar obligations	0
Other types of transportation do not work for my commute schedule	2
I have access to free or inexpensive parking	3
My employer does not support other types of transportation, including work from home	0
My job requires use of a car/vehicle	0
I do not feel safe using other types of transportation	0
Lack of safe or connected routes for walking or bicycling	1
Other	1



Would any of the following options make you consider not driving alone to work?

Total Responses

Bus/train/ferry benefits	1
Employer shuttle access	1
Flexible schedules/ work from home options	0
Incentives for biking or walking	0
Secure bike parking, showers, lockers, etc.	0
Carpool/vanpool ride matching or subsidy	1
Guaranteed ride home	1
Dedicated carpool/HOV parking spaces	0
Other	0

