

WA State Dept. of Licensing

Tumwater Warehouse

CTR ID: E13607

Survey summary

Survey dates from 10/26/2021 to 12/15/2021

Total responses: 43

Total employees: 43

Response rate: 100.0%

Meets threshold of 95 percent confidence level +/- 5 percent: Yes

Vehicle Miles of Travel (VMT) per employee: 2.6

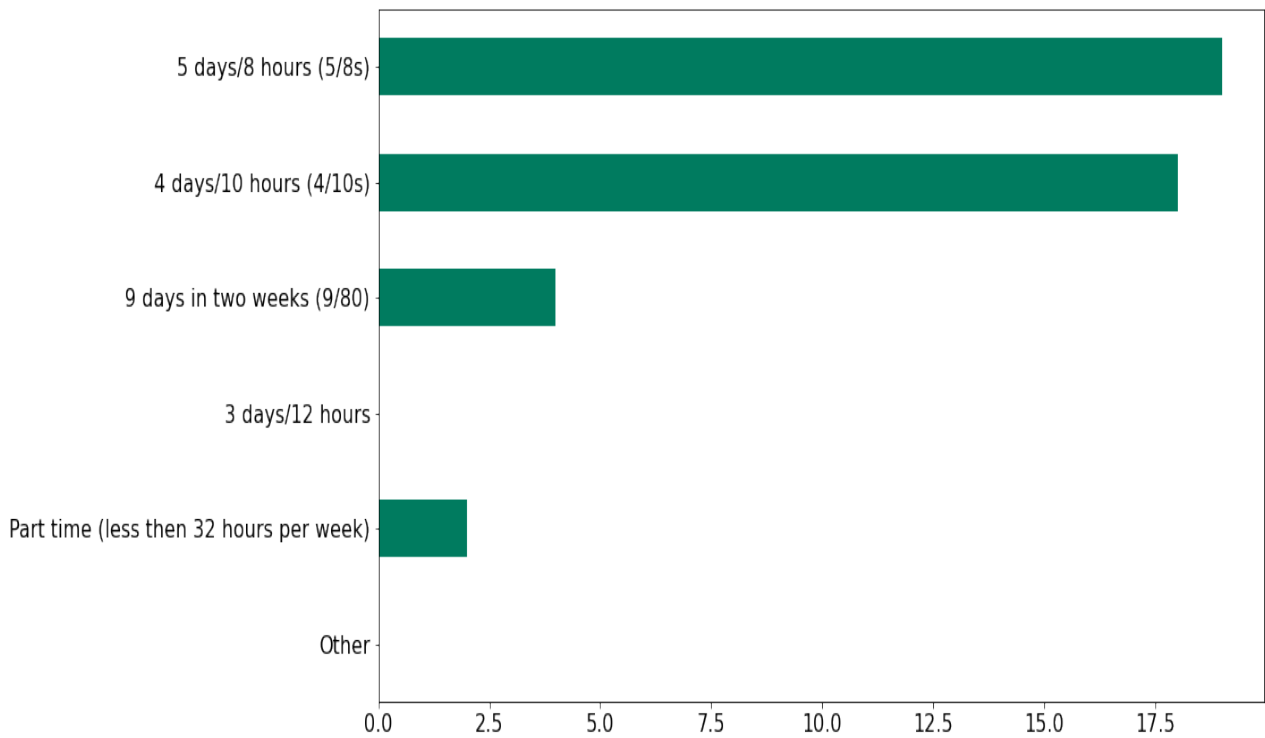
Non Drive Alone Trip (NDAT) rate: 79.8%

Total Annual Greenhouse Gas Emissions - All Employees (Metric Ton CO₂e): 22.7

Daily Greenhouse Gas Emissions per Employees (Pounds) Roundtrip: 4.8

Which of the following best describes your work schedule?


	Total Responses	Percentage of Respondents
5 days/8 hours (5/8s)	19	44.2
4 days/10 hours (4/10s)	18	41.9
9 days in two weeks (9/80)	4	9.3
3 days/12 hours	0	0.0
Part time (less than 32 hours per week)	2	4.7
Other	0	0.0
Total	43	100.0



During a typical week, how do you get to work each day?

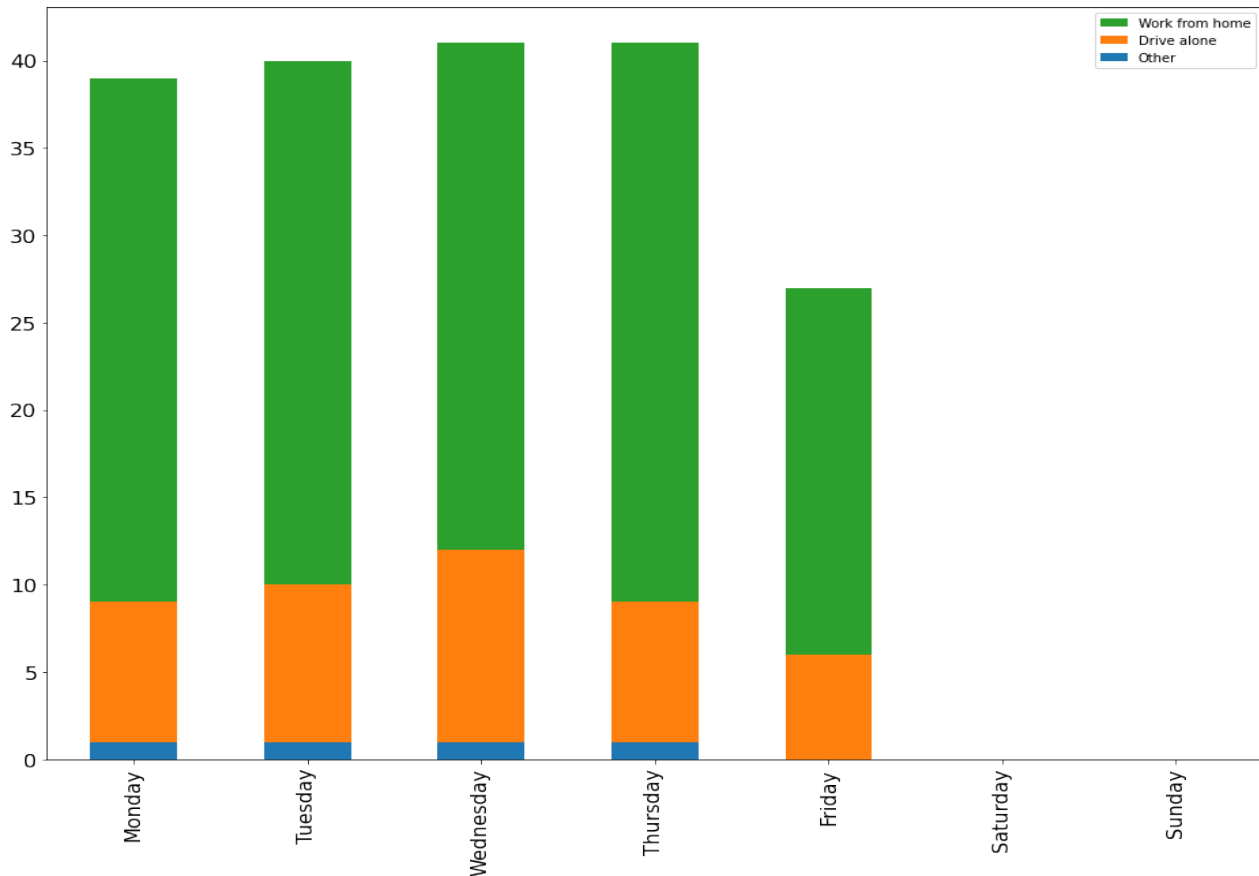
	Total Weekly Trips	Percent of Weekly Trips
Work from home	142	68.3
Walk	0	0.0
Bike	0	0.0
Bus	0	0.0
Train/ Light rail/Streetcar	0	0.0
Drove to ferry	0	0.0
Walk to ferry	0	0.0
Employer shuttle	0	0.0
Vanpool	0	0.0
Carpool	0	0.0
Compressed workweek day off	20	9.6
Uber/Lyft/Taxi	0	0.0
Drive alone	42	20.2
Motorcycle	0	0.0
Other	4	1.9
Total	208	100.0

Weekly Commute Modes Selected



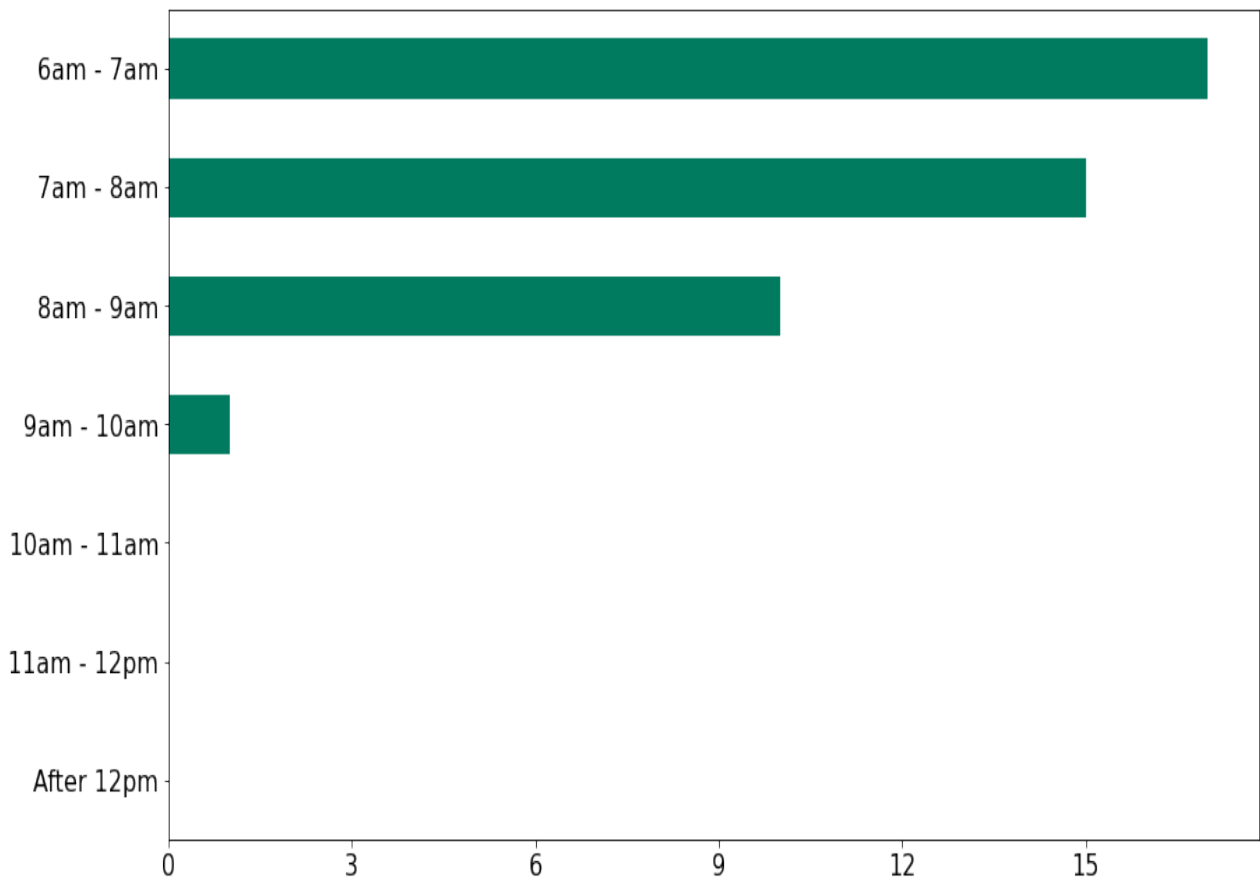
	Monday	Tuesday	Wednesday	Thursday	Friday	Saturday	Sunday
Work from home	30	30	29	32	21	0	0
Walk	0	0	0	0	0	0	0
Bike	0	0	0	0	0	0	0
Bus	0	0	0	0	0	0	0
Train/ Light rail/ Streetcar	0	0	0	0	0	0	0
Drove to ferry	0	0	0	0	0	0	0
Walk to ferry	0	0	0	0	0	0	0
Employer shuttle	0	0	0	0	0	0	0
Vanpool	0	0	0	0	0	0	0
Carpool	0	0	0	0	0	0	0
Uber/Lyft/Taxi	0	0	0	0	0	0	0
Drive alone	8	9	11	8	6	0	0
Motorcycle	0	0	0	0	0	0	0
Other	1	1	1	1	0	0	0

*Compressed workweek day off total is calculated from Question 1 - Work schedule. Therefore, it is not possible to show in daily distribution.



When do you typically arrive at work?

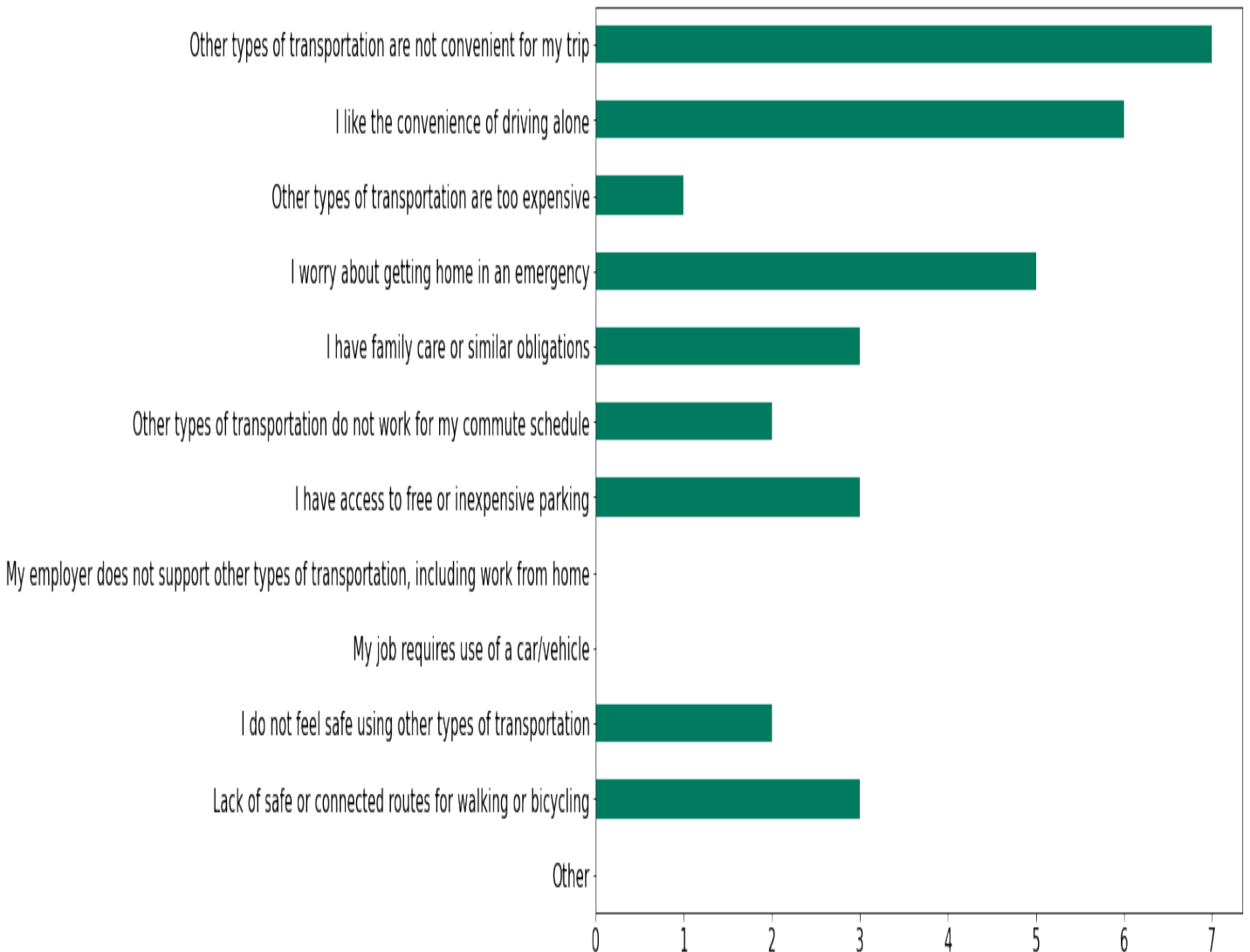
	Total Responses	Percentage of Respondents
6am - 7am	17	39.5
7am - 8am	15	34.9
8am - 9am	10	23.3
9am - 10am	1	2.3
10am - 11am	0	0.0
11am - 12pm	0	0.0
After 12pm	0	0.0



Why do you drive alone to work (when you choose this option)?

Total Responses

Other types of transportation are not convenient for my trip	7
I like the convenience of driving alone	6
Other types of transportation are too expensive	1
I worry about getting home in an emergency	5
I have family care or similar obligations	3
Other types of transportation do not work for my commute schedule	2
I have access to free or inexpensive parking	3
My employer does not support other types of transportation, including work from home	0
My job requires use of a car/vehicle	0
I do not feel safe using other types of transportation	2
Lack of safe or connected routes for walking or bicycling	3
Other	0



Would any of the following options make you consider not driving alone to work?

Total Responses

Bus/train/ferry benefits	2
Employer shuttle access	1
Flexible schedules/ work from home options	3
Incentives for biking or walking	2
Secure bike parking, showers, lockers, etc.	4
Carpool/vanpool ride matching or subsidy	0
Guaranteed ride home	2
Dedicated carpool/HOV parking spaces	0
Other	3

