

# WA State Pollution Liability Insurance Agency

300 Desmond Dr SE

CTR ID: E13359

## Survey summary

Survey dates from 11/02/2021 to 11/09/2021

Total responses: 13

Total employees: 21

Response rate: 61.9%

Meets threshold of 95 percent confidence level +/- 5 percent: No

Vehicle Miles of Travel (VMT) per employee: 4.9

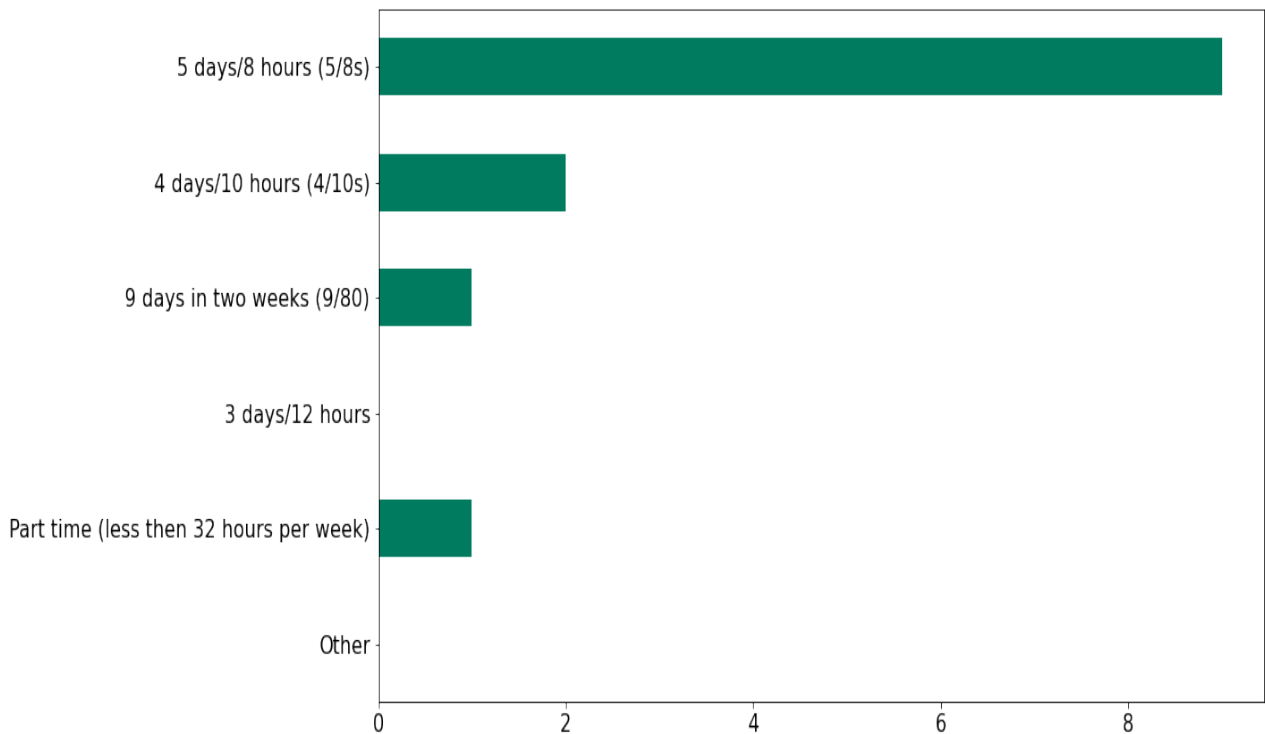
Non Drive Alone Trip (NDAT) rate: 71.4%

Total Annual Greenhouse Gas Emissions - All Employees (Metric Ton CO<sub>2</sub>e): 22.1

Daily Greenhouse Gas Emissions per Employees (Pounds) Roundtrip: 9.1

# Which of the following best describes your work schedule?

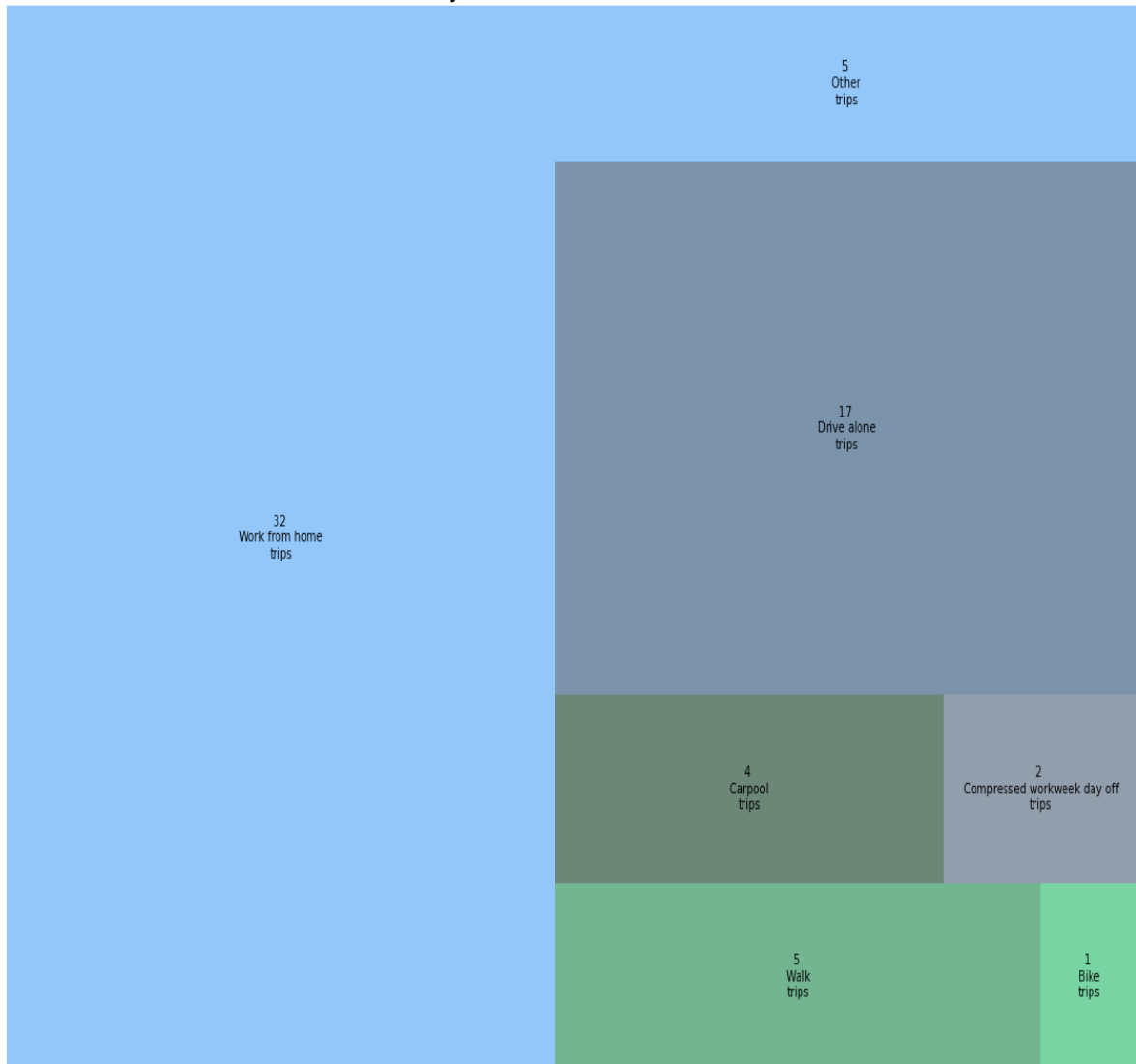
	Total Responses	Percentage of Respondents
<b>5 days/8 hours (5/8s)</b>	9	69.2
<b>4 days/10 hours (4/10s)</b>	2	15.4
<b>9 days in two weeks (9/80)</b>	1	7.7
<b>3 days/12 hours</b>	0	0.0
<b>Part time (less than 32 hours per week)</b>	1	7.7
<b>Other</b>	0	0.0
<b>Total</b>	13	100.0



# During a typical week, how do you get to work each day?

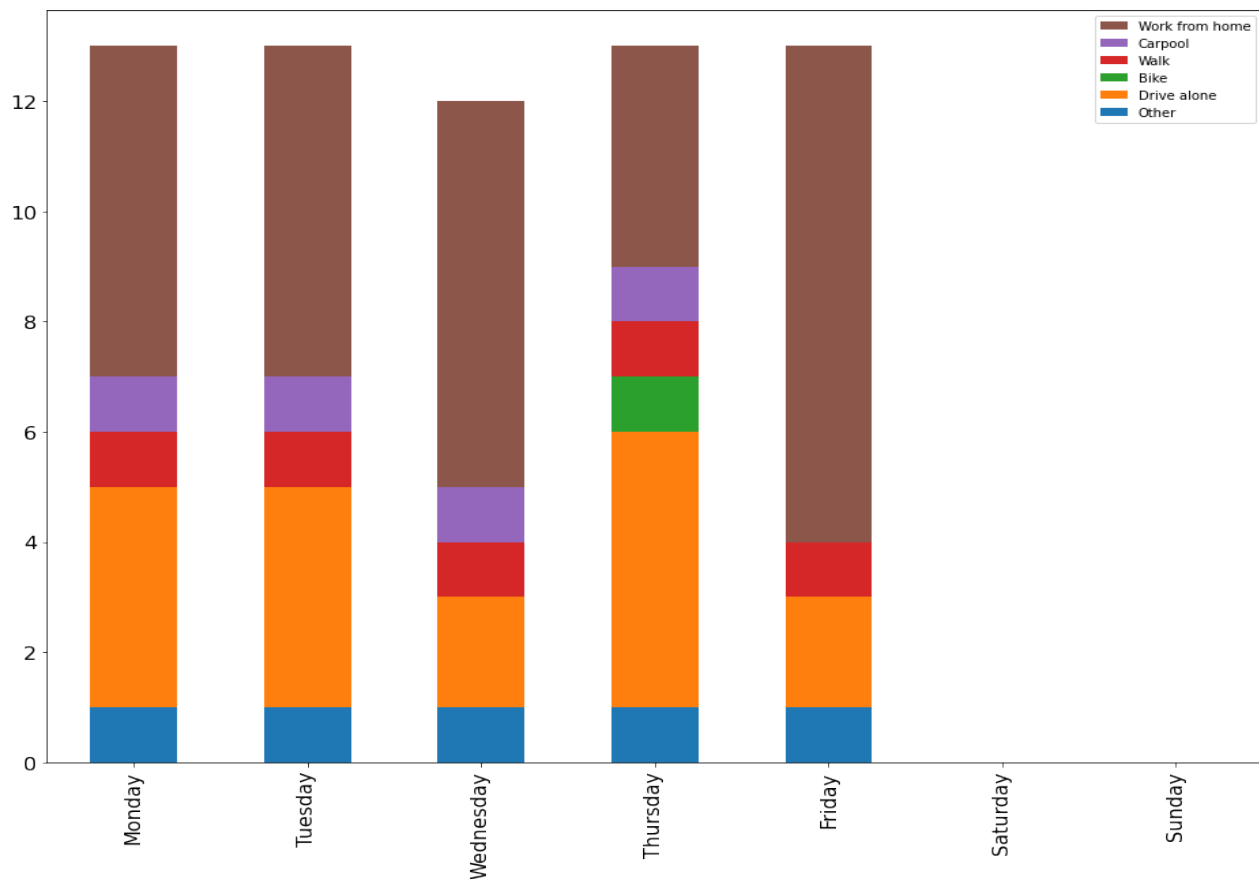
	Total Weekly Trips	Percent of Weekly Trips
Work from home	32	48.5
Walk	5	7.6
Bike	1	1.5
Bus	0	0.0
Train/ Light rail/Streetcar	0	0.0
Drove to ferry	0	0.0
Walk to ferry	0	0.0
Employer shuttle	0	0.0
Vanpool	0	0.0
Carpool	4	6.1
Compressed workweek day off	2	3.0
Uber/Lyft/Taxi	0	0.0
Drive alone	17	25.8
Motorcycle	0	0.0
Other	5	7.6
Total	66	100.0

### Weekly Commute Modes Selected



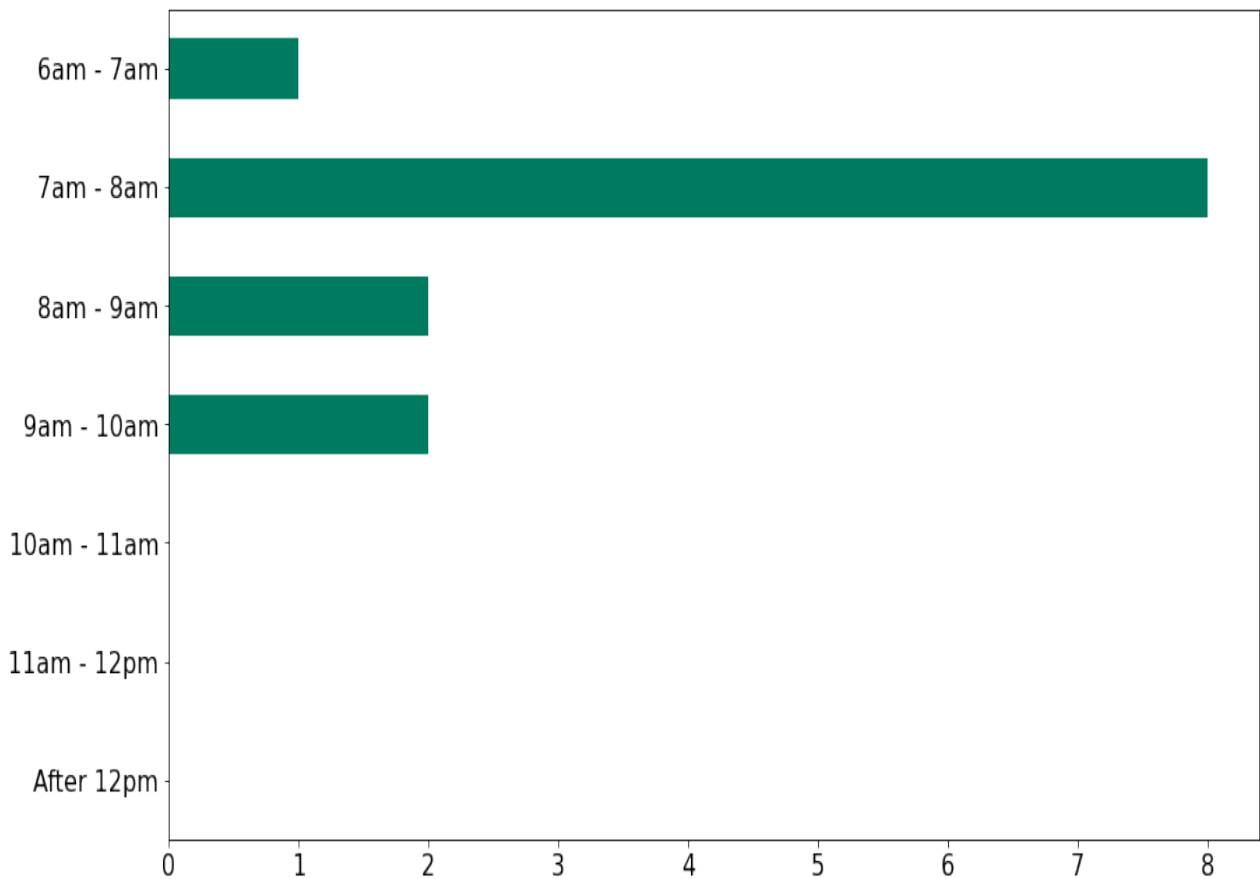
	Monday	Tuesday	Wednesday	Thursday	Friday	Saturday	Sunday
Work from home	6	6	7	4	9	0	0
Walk	1	1	1	1	1	0	0
Bike	0	0	0	1	0	0	0
Bus	0	0	0	0	0	0	0
Train/ Light rail/ Streetcar	0	0	0	0	0	0	0
Drove to ferry	0	0	0	0	0	0	0
Walk to ferry	0	0	0	0	0	0	0
Employer shuttle	0	0	0	0	0	0	0
Vanpool	0	0	0	0	0	0	0
Carpool	1	1	1	1	0	0	0
Uber/Lyft/Taxi	0	0	0	0	0	0	0
Drive alone	4	4	2	5	2	0	0
Motorcycle	0	0	0	0	0	0	0
Other	1	1	1	1	1	0	0

\*Compressed workweek day off total is calculated from Question 1 - Work schedule. Therefore, it is not possible to show in daily distribution.



# When do you typically arrive at work?

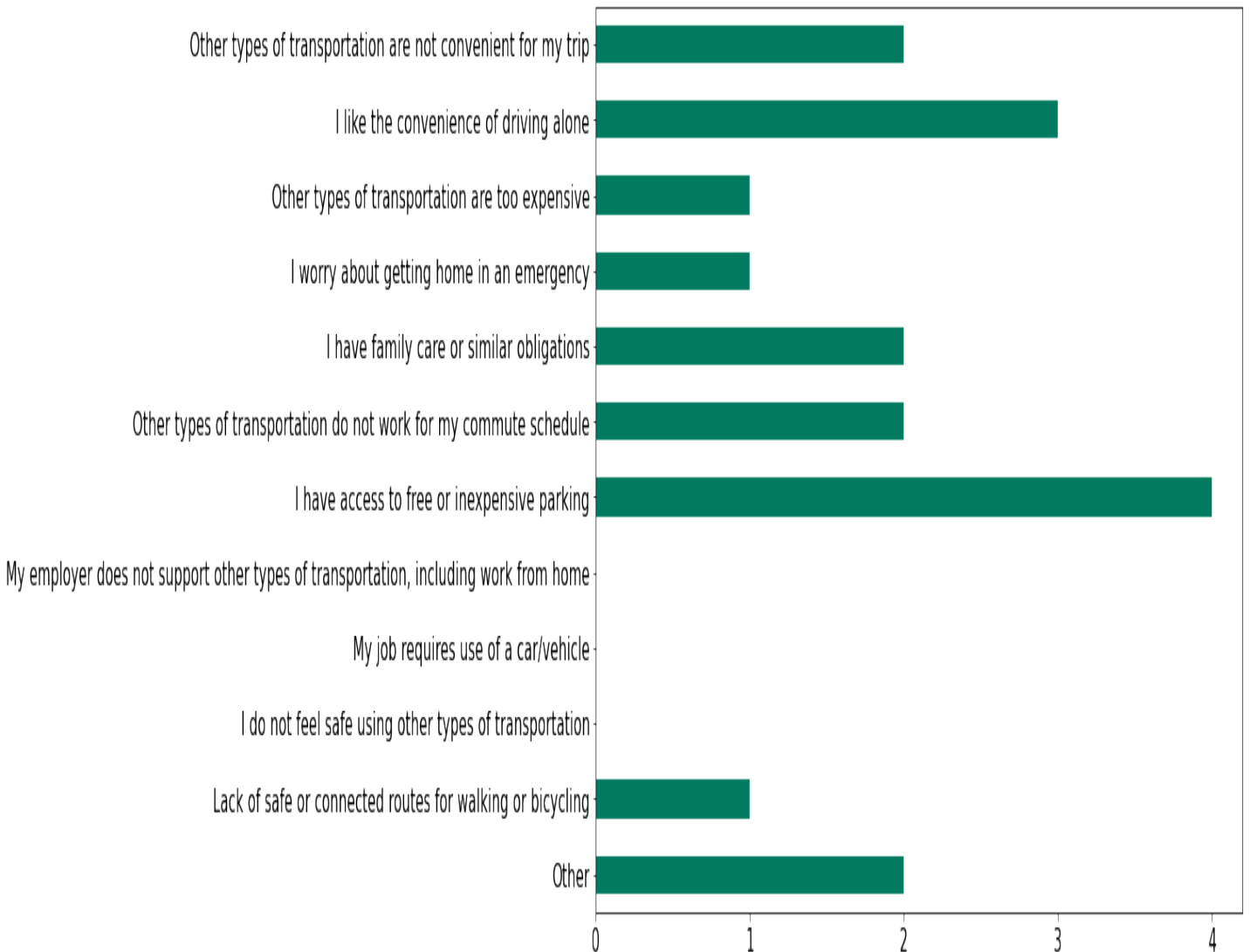
	Total Responses	Percentage of Respondents
6am - 7am	1	7.7
7am - 8am	8	61.5
8am - 9am	2	15.4
9am - 10am	2	15.4
10am - 11am	0	0.0
11am - 12pm	0	0.0
After 12pm	0	0.0



# Why do you drive alone to work (when you choose this option)?

Total Responses

Other types of transportation are not convenient for my trip	2
I like the convenience of driving alone	3
Other types of transportation are too expensive	1
I worry about getting home in an emergency	1
I have family care or similar obligations	2
Other types of transportation do not work for my commute schedule	2
I have access to free or inexpensive parking	4
My employer does not support other types of transportation, including work from home	0
My job requires use of a car/vehicle	0
I do not feel safe using other types of transportation	0
Lack of safe or connected routes for walking or bicycling	1
Other	2



# Would any of the following options make you consider not driving alone to work?

## Total Responses

<b>Bus/train/ferry benefits</b>	1
<b>Employer shuttle access</b>	0
<b>Flexible schedules/ work from home options</b>	0
<b>Incentives for biking or walking</b>	1
<b>Secure bike parking, showers, lockers, etc.</b>	0
<b>Carpool/vanpool ride matching or subsidy</b>	1
<b>Guaranteed ride home</b>	0
<b>Dedicated carpool/HOV parking spaces</b>	0
<b>Other</b>	0

