

WA State Office of the Secretary of State

Corporations and Charities Division

CTR ID: E13201

Survey summary

Survey dates from 11/02/2021 to 11/10/2021

Total responses: 37

Total employees: 71

Response rate: 52.1%

Meets threshold of 95 percent confidence level +/- 5 percent: No

Vehicle Miles of Travel (VMT) per employee: 8.4

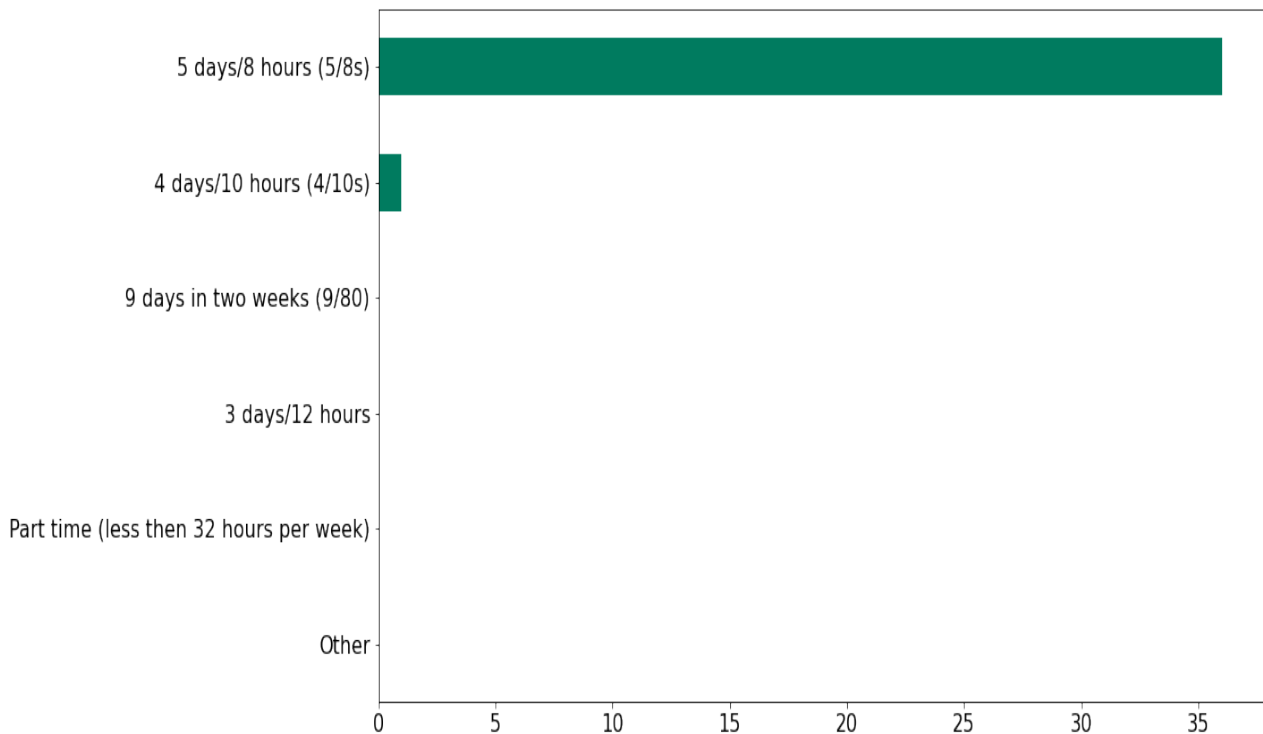
Non Drive Alone Trip (NDAT) rate: 33.4%

Total Annual Greenhouse Gas Emissions - All Employees (Metric Ton CO₂e): 128.5

Daily Greenhouse Gas Emissions per Employees (Pounds) Roundtrip: 15.5

Which of the following best describes your work schedule?


	Total Responses	Percentage of Respondents
5 days/8 hours (5/8s)	36	97.3
4 days/10 hours (4/10s)	1	2.7
9 days in two weeks (9/80)	0	0.0
3 days/12 hours	0	0.0
Part time (less then 32 hours per week)	0	0.0
Other	0	0.0
Total	37	100.0



During a typical week, how do you get to work each day?

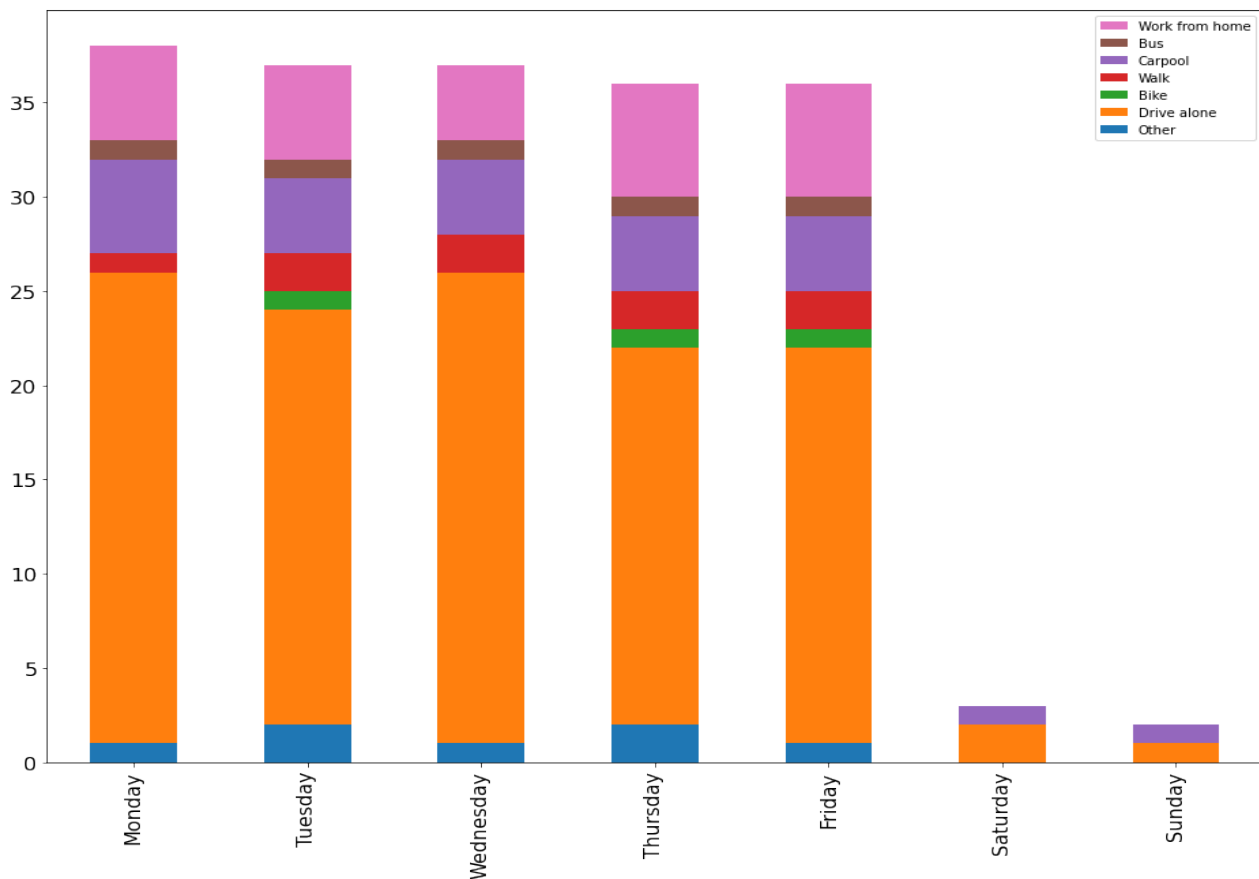
	Total Weekly Trips	Percent of Weekly Trips
Work from home	26	13.7
Walk	9	4.7
Bike	3	1.6
Bus	5	2.6
Train/ Light rail/Streetcar	0	0.0
Drove to ferry	0	0.0
Walk to ferry	0	0.0
Employer shuttle	0	0.0
Vanpool	0	0.0
Carpool	23	12.1
Compressed workweek day off	1	0.5
Uber/Lyft/Taxi	0	0.0
Drive alone	116	61.1
Motorcycle	0	0.0
Other	7	3.7
Total	190	100.0

Weekly Commute Modes Selected



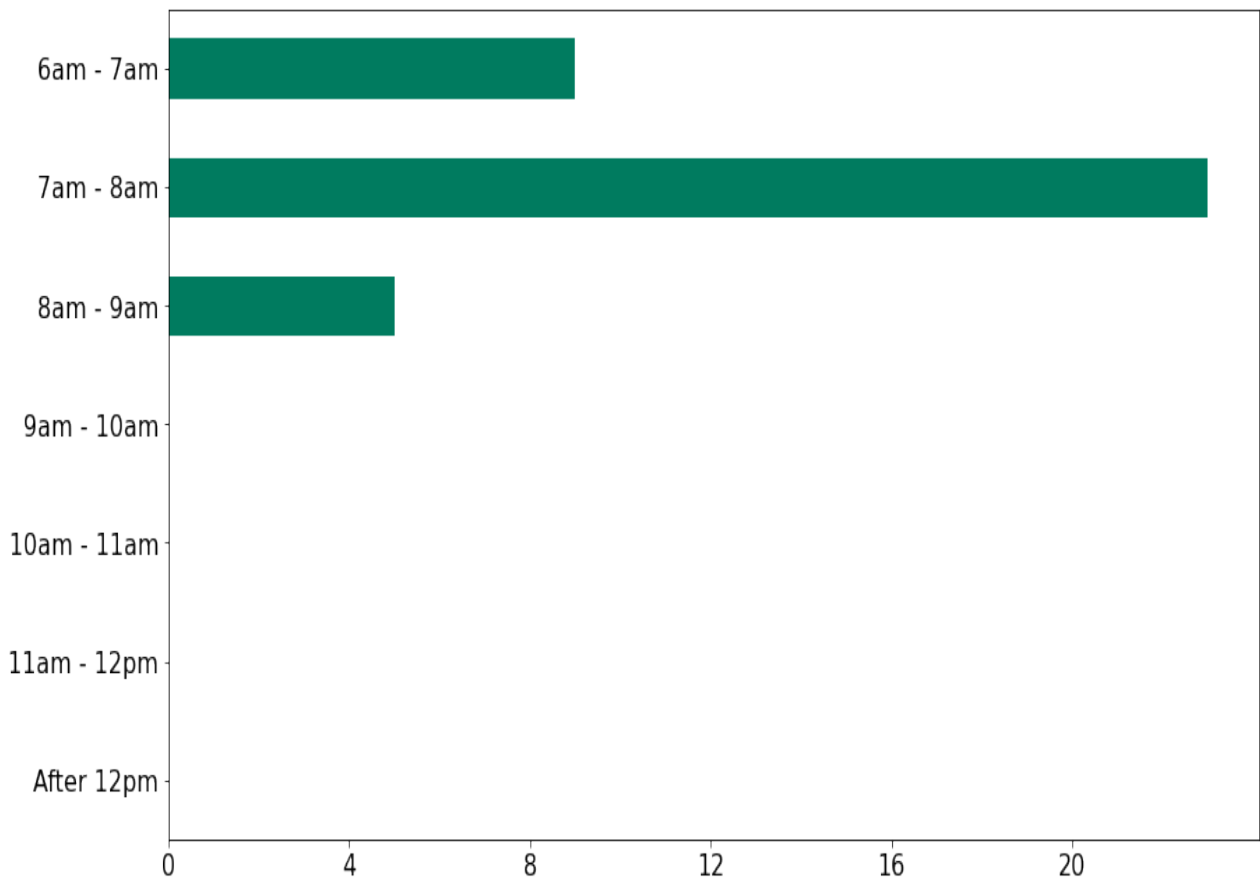
	Monday	Tuesday	Wednesday	Thursday	Friday	Saturday	Sunday
Work from home	5	5	4	6	6	0	0
Walk	1	2	2	2	2	0	0
Bike	0	1	0	1	1	0	0
Bus	1	1	1	1	1	0	0
Train/ Light rail/Streetcar	0	0	0	0	0	0	0
Drove to ferry	0	0	0	0	0	0	0
Walk to ferry	0	0	0	0	0	0	0
Employer shuttle	0	0	0	0	0	0	0
Vanpool	0	0	0	0	0	0	0
Carpool	5	4	4	4	4	1	1
Uber/Lyft/Taxi	0	0	0	0	0	0	0
Drive alone	25	22	25	20	21	2	1
Motorcycle	0	0	0	0	0	0	0
Other	1	2	1	2	1	0	0

*Compressed workweek day off total is calculated from Question 1 - Work schedule. Therefore, it is not possible to show in daily distribution.



When do you typically arrive at work?

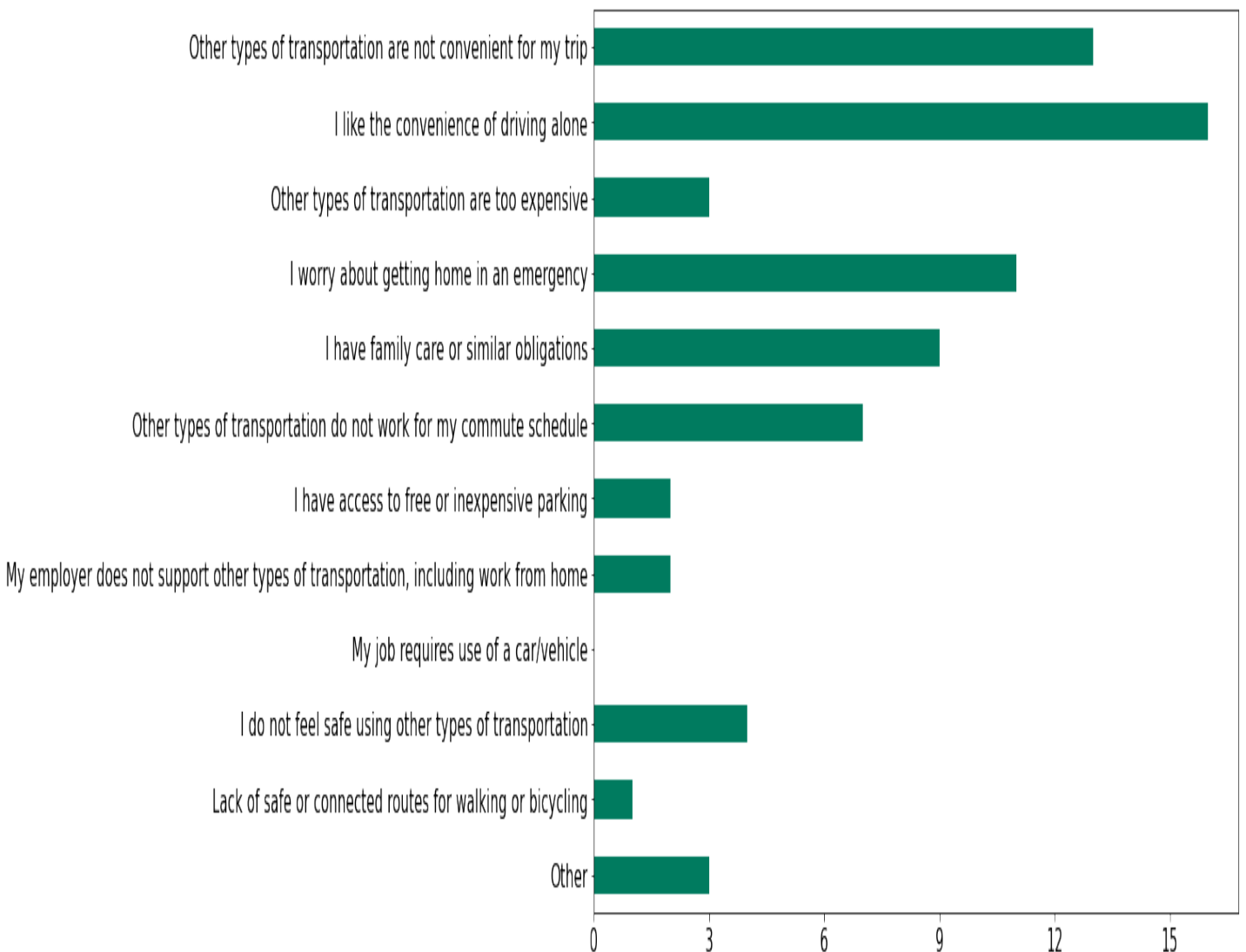
	Total Responses	Percentage of Respondents
6am - 7am	9	24.3
7am - 8am	23	62.2
8am - 9am	5	13.5
9am - 10am	0	0.0
10am - 11am	0	0.0
11am - 12pm	0	0.0
After 12pm	0	0.0



Why do you drive alone to work (when you choose this option)?

Total Responses

Other types of transportation are not convenient for my trip	13
I like the convenience of driving alone	16
Other types of transportation are too expensive	3
I worry about getting home in an emergency	11
I have family care or similar obligations	9
Other types of transportation do not work for my commute schedule	7
I have access to free or inexpensive parking	2
My employer does not support other types of transportation, including work from home	2
My job requires use of a car/vehicle	0
I do not feel safe using other types of transportation	4
Lack of safe or connected routes for walking or bicycling	1
Other	3



Would any of the following options make you consider not driving alone to work?

Total Responses

Bus/train/ferry benefits	3
Employer shuttle access	3
Flexible schedules/ work from home options	15
Incentives for biking or walking	3
Secure bike parking, showers, lockers, etc.	2
Carpool/vanpool ride matching or subsidy	5
Guaranteed ride home	4
Dedicated carpool/HOV parking spaces	3
Other	2

