

WA State Horse Racing Commission

6326 Martin Way, Suite 209

CTR ID: E13045

Survey summary

Survey dates from 11/05/2021 to 11/09/2021

Total responses: 3

Total employees: 3

Response rate: 100.0%

Meets threshold of 95 percent confidence level +/- 5 percent: Yes

Vehicle Miles of Travel (VMT) per employee: 14.8

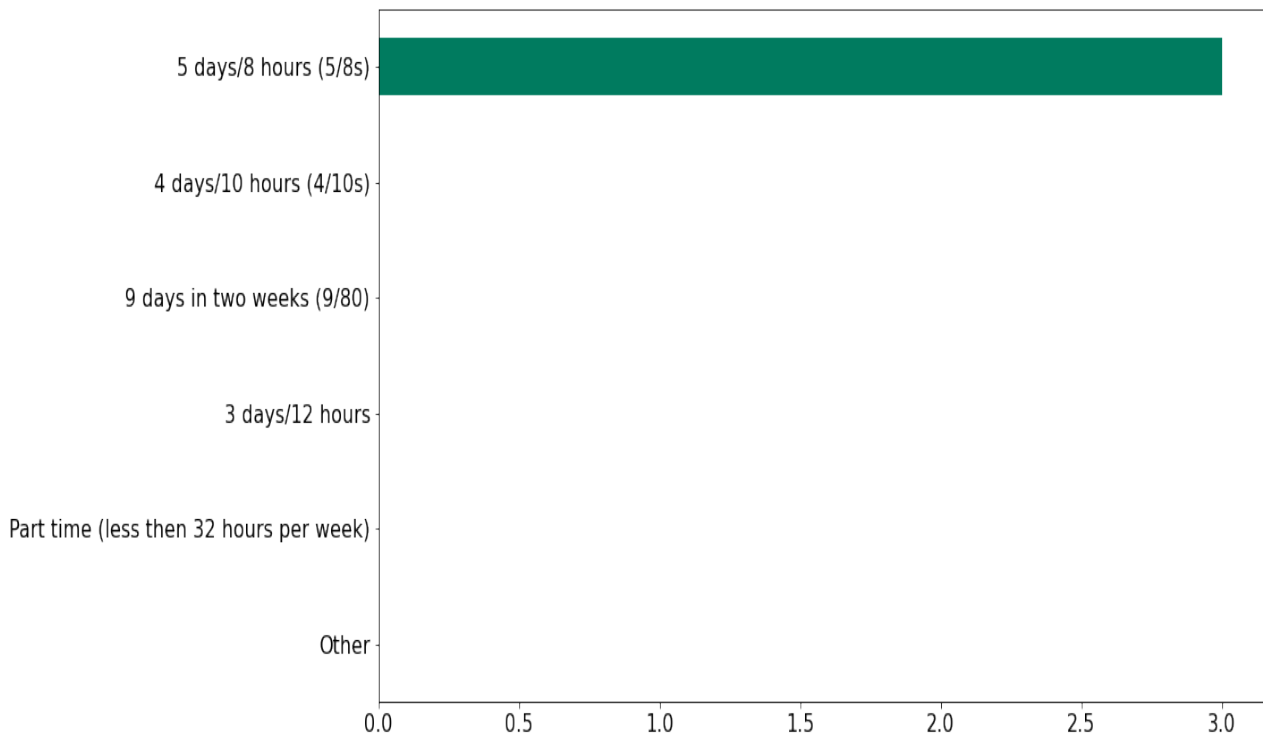
Non Drive Alone Trip (NDAT) rate: 13.3%

Total Annual Greenhouse Gas Emissions - All Employees (Metric Ton CO₂e): 9.3

Daily Greenhouse Gas Emissions per Employees (Pounds) Roundtrip: 27.3

Which of the following best describes your work schedule?

| | Total Responses | Percentage of Respondents |
|--|-----------------|---------------------------|
| 5 days/8 hours (5/8s) | 3 | 100.0 |
| 4 days/10 hours (4/10s) | 0 | 0.0 |
| 9 days in two weeks (9/80) | 0 | 0.0 |
| 3 days/12 hours | 0 | 0.0 |
| Part time (less than 32 hours per week) | 0 | 0.0 |
| Other | 0 | 0.0 |
| Total | 3 | 100.0 |



During a typical week, how do you get to work each day?

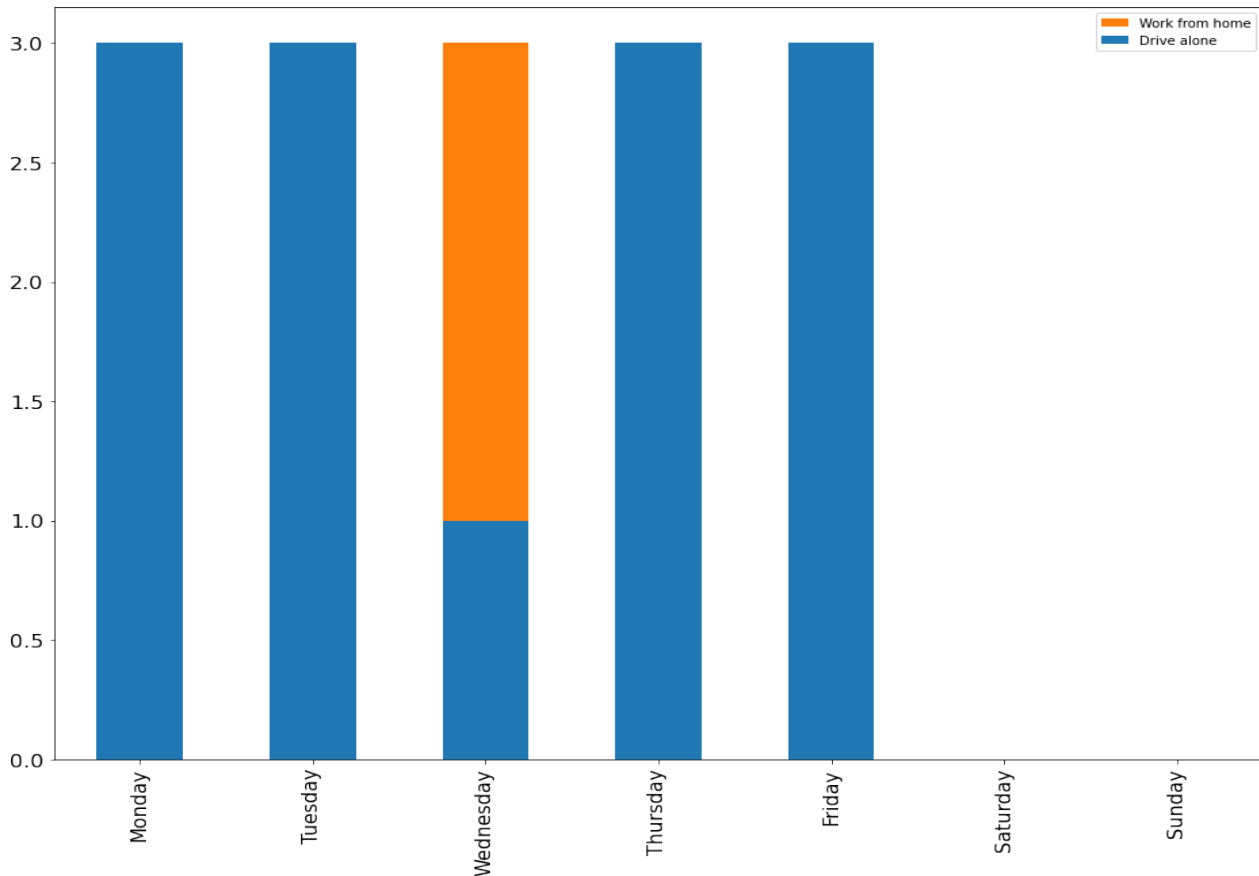
| | Total Weekly Trips | Percent of Weekly Trips |
|-----------------------------|--------------------|-------------------------|
| Work from home | 2 | 13.3 |
| Walk | 0 | 0.0 |
| Bike | 0 | 0.0 |
| Bus | 0 | 0.0 |
| Train/ Light rail/Streetcar | 0 | 0.0 |
| Drove to ferry | 0 | 0.0 |
| Walk to ferry | 0 | 0.0 |
| Employer shuttle | 0 | 0.0 |
| Vanpool | 0 | 0.0 |
| Carpool | 0 | 0.0 |
| Compressed workweek day off | 0 | 0.0 |
| Uber/Lyft/Taxi | 0 | 0.0 |
| Drive alone | 13 | 86.7 |
| Motorcycle | 0 | 0.0 |
| Other | 0 | 0.0 |
| Total | 15 | 100.0 |

Weekly Commute Modes Selected



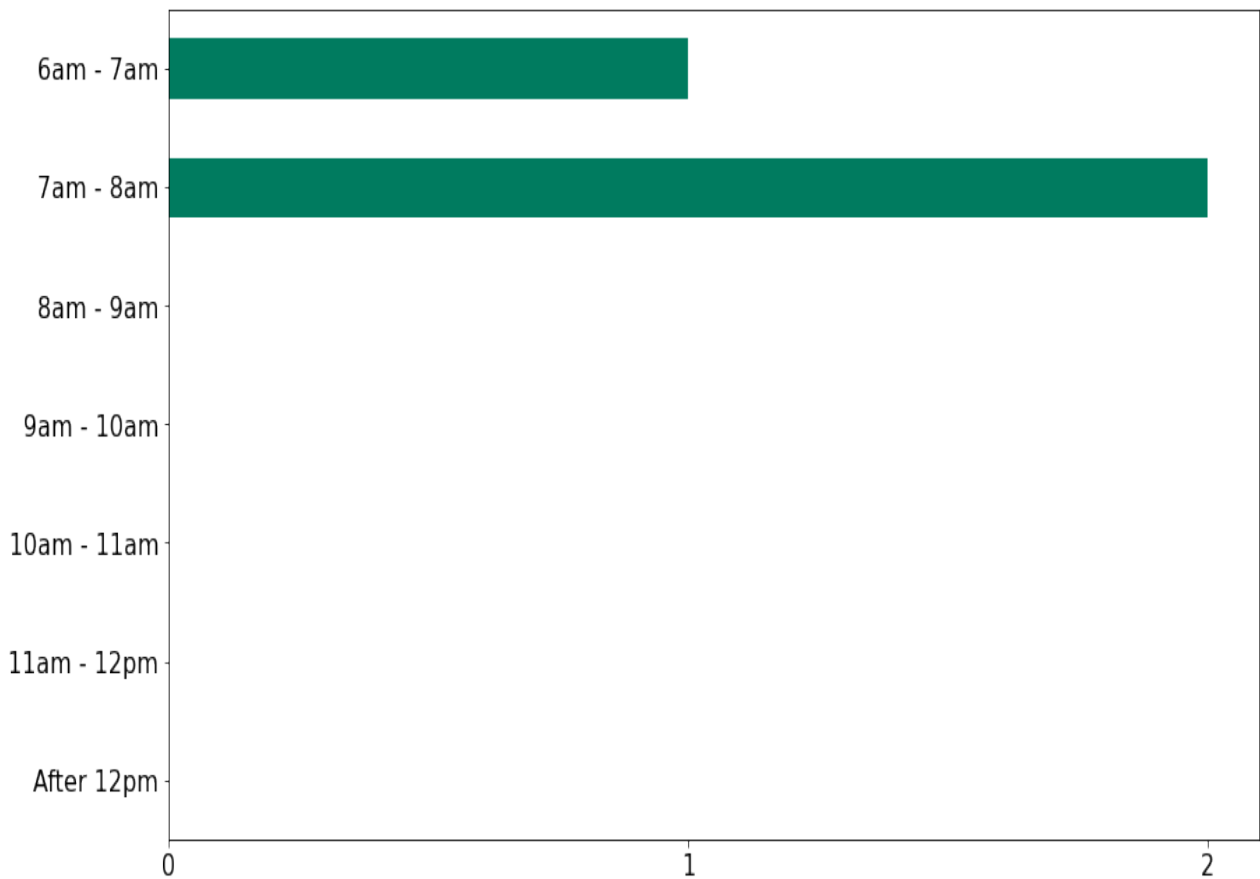
| | Monday | Tuesday | Wednesday | Thursday | Friday | Saturday | Sunday |
|-----------------------------|--------|---------|-----------|----------|--------|----------|--------|
| Work from home | 0 | 0 | 2 | 0 | 0 | 0 | 0 |
| Walk | 0 | 0 | 0 | 0 | 0 | 0 | 0 |
| Bike | 0 | 0 | 0 | 0 | 0 | 0 | 0 |
| Bus | 0 | 0 | 0 | 0 | 0 | 0 | 0 |
| Train/ Light rail/Streetcar | 0 | 0 | 0 | 0 | 0 | 0 | 0 |
| Drove to ferry | 0 | 0 | 0 | 0 | 0 | 0 | 0 |
| Walk to ferry | 0 | 0 | 0 | 0 | 0 | 0 | 0 |
| Employer shuttle | 0 | 0 | 0 | 0 | 0 | 0 | 0 |
| Vanpool | 0 | 0 | 0 | 0 | 0 | 0 | 0 |
| Carpool | 0 | 0 | 0 | 0 | 0 | 0 | 0 |
| Uber/Lyft/Taxi | 0 | 0 | 0 | 0 | 0 | 0 | 0 |
| Drive alone | 3 | 3 | 1 | 3 | 3 | 0 | 0 |
| Motorcycle | 0 | 0 | 0 | 0 | 0 | 0 | 0 |
| Other | 0 | 0 | 0 | 0 | 0 | 0 | 0 |

*Compressed workweek day off total is calculated from Question 1 - Work schedule. Therefore, it is not possible to show in daily distribution.



When do you typically arrive at work?

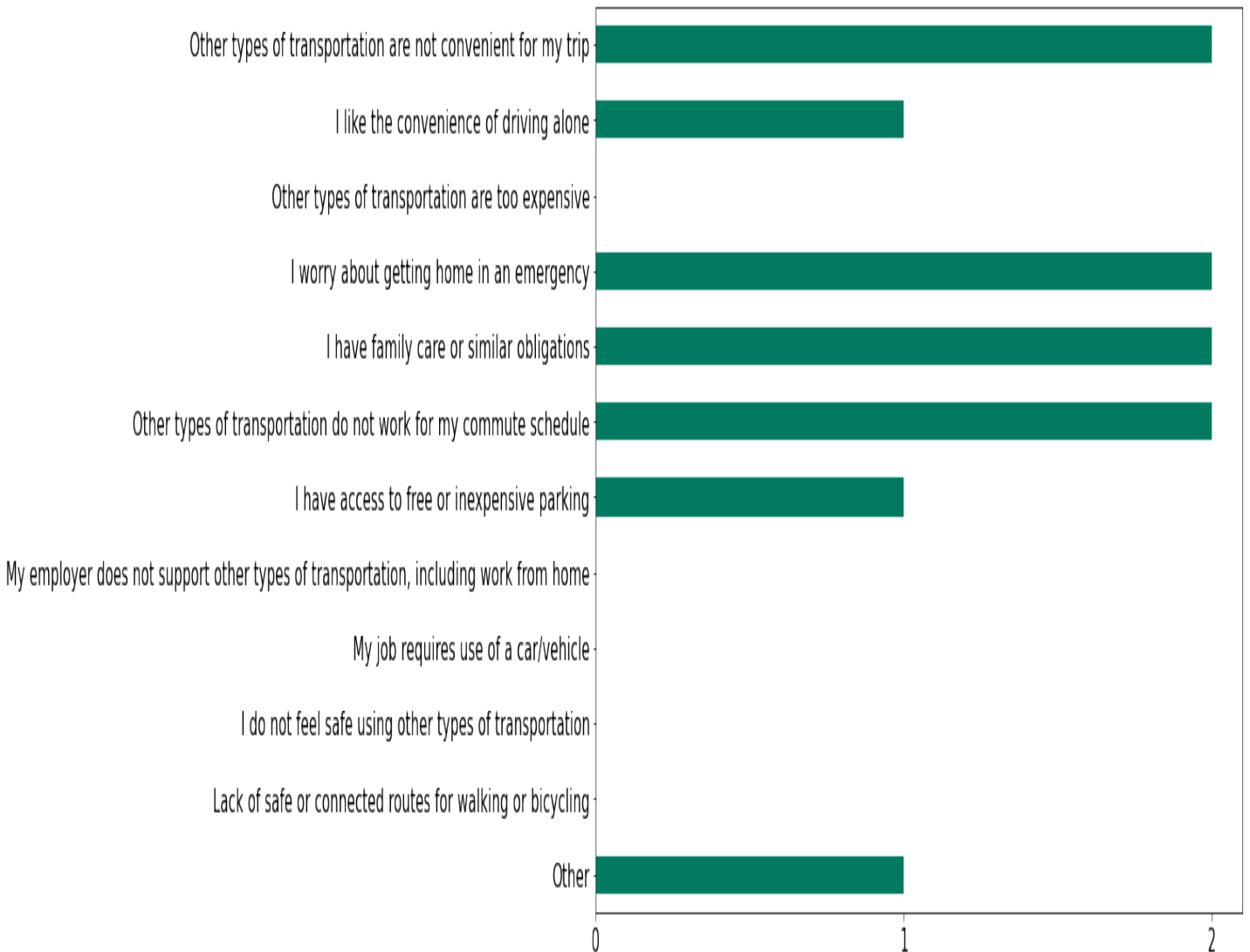
| | Total Responses | Percentage of Respondents |
|-------------|-----------------|---------------------------|
| 6am - 7am | 1 | 33.3 |
| 7am - 8am | 2 | 66.7 |
| 8am - 9am | 0 | 0.0 |
| 9am - 10am | 0 | 0.0 |
| 10am - 11am | 0 | 0.0 |
| 11am - 12pm | 0 | 0.0 |
| After 12pm | 0 | 0.0 |



Why do you drive alone to work (when you choose this option)?

Total Responses

| | |
|--|---|
| Other types of transportation are not convenient for my trip | 2 |
| I like the convenience of driving alone | 1 |
| Other types of transportation are too expensive | 0 |
| I worry about getting home in an emergency | 2 |
| I have family care or similar obligations | 2 |
| Other types of transportation do not work for my commute schedule | 2 |
| I have access to free or inexpensive parking | 1 |
| My employer does not support other types of transportation, including work from home | 0 |
| My job requires use of a car/vehicle | 0 |
| I do not feel safe using other types of transportation | 0 |
| Lack of safe or connected routes for walking or bicycling | 0 |
| Other | 1 |



Would any of the following options make you consider not driving alone to work?

Total Responses

| | |
|--|---|
| Bus/train/ferry benefits | 0 |
| Employer shuttle access | 0 |
| Flexible schedules/ work from home options | 1 |
| Incentives for biking or walking | 0 |
| Secure bike parking, showers, lockers, etc. | 0 |
| Carpool/vanpool ride matching or subsidy | 0 |
| Guaranteed ride home | 0 |
| Dedicated carpool/HOV parking spaces | 0 |
| Other | 0 |

