

WA State Dept. of Enterprise Services

Capitol Security & Visitor Services

CTR ID: E13013

Survey summary

Survey dates from 11/08/2021 to 11/11/2021

Total responses: 6

Total employees: 10

Response rate: 60.0%

Meets threshold of 95 percent confidence level +/- 5 percent: No

Vehicle Miles of Travel (VMT) per employee: 8.6

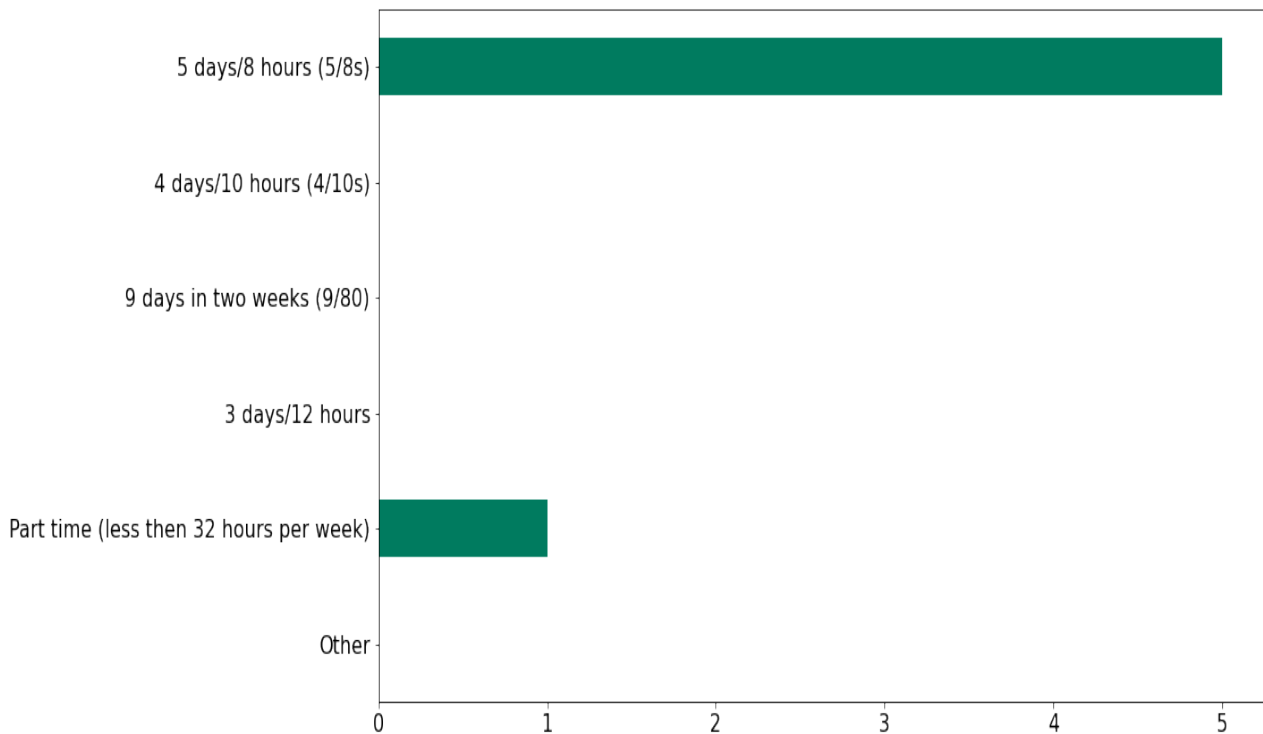
Non Drive Alone Trip (NDAT) rate: 17.9%

Total Annual Greenhouse Gas Emissions - All Employees (Metric Ton CO₂e): 16.8

Daily Greenhouse Gas Emissions per Employees (Pounds) Roundtrip: 15.9

Which of the following best describes your work schedule?


	Total Responses	Percentage of Respondents
5 days/8 hours (5/8s)	5	83.3
4 days/10 hours (4/10s)	0	0.0
9 days in two weeks (9/80)	0	0.0
3 days/12 hours	0	0.0
Part time (less than 32 hours per week)	1	16.7
Other	0	0.0
Total	6	100.0



During a typical week, how do you get to work each day?

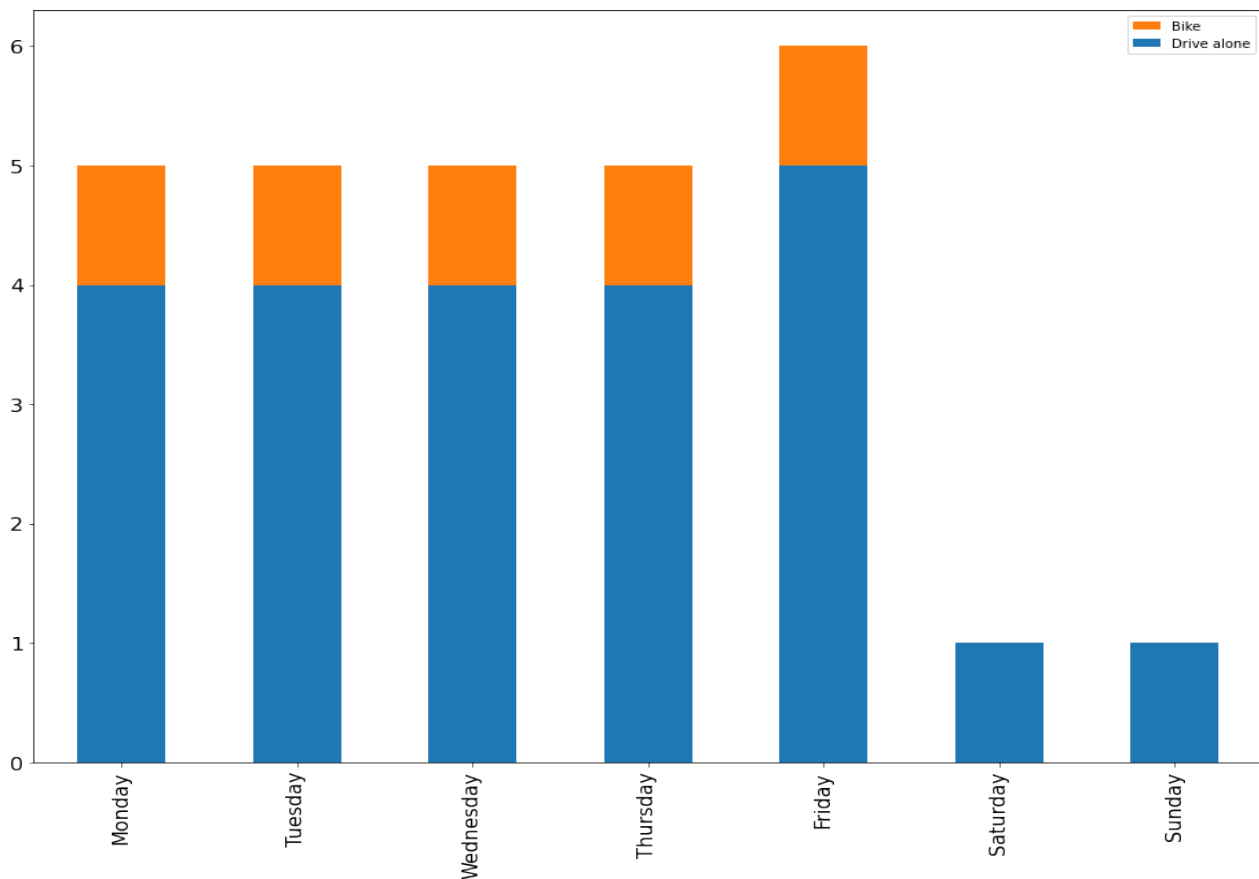
	Total Weekly Trips	Percent of Weekly Trips
Work from home	0	0.0
Walk	0	0.0
Bike	5	17.9
Bus	0	0.0
Train/ Light rail/Streetcar	0	0.0
Drove to ferry	0	0.0
Walk to ferry	0	0.0
Employer shuttle	0	0.0
Vanpool	0	0.0
Carpool	0	0.0
Compressed workweek day off	0	0.0
Uber/Lyft/Taxi	0	0.0
Drive alone	23	82.1
Motorcycle	0	0.0
Other	0	0.0
Total	28	100.0

Weekly Commute Modes Selected



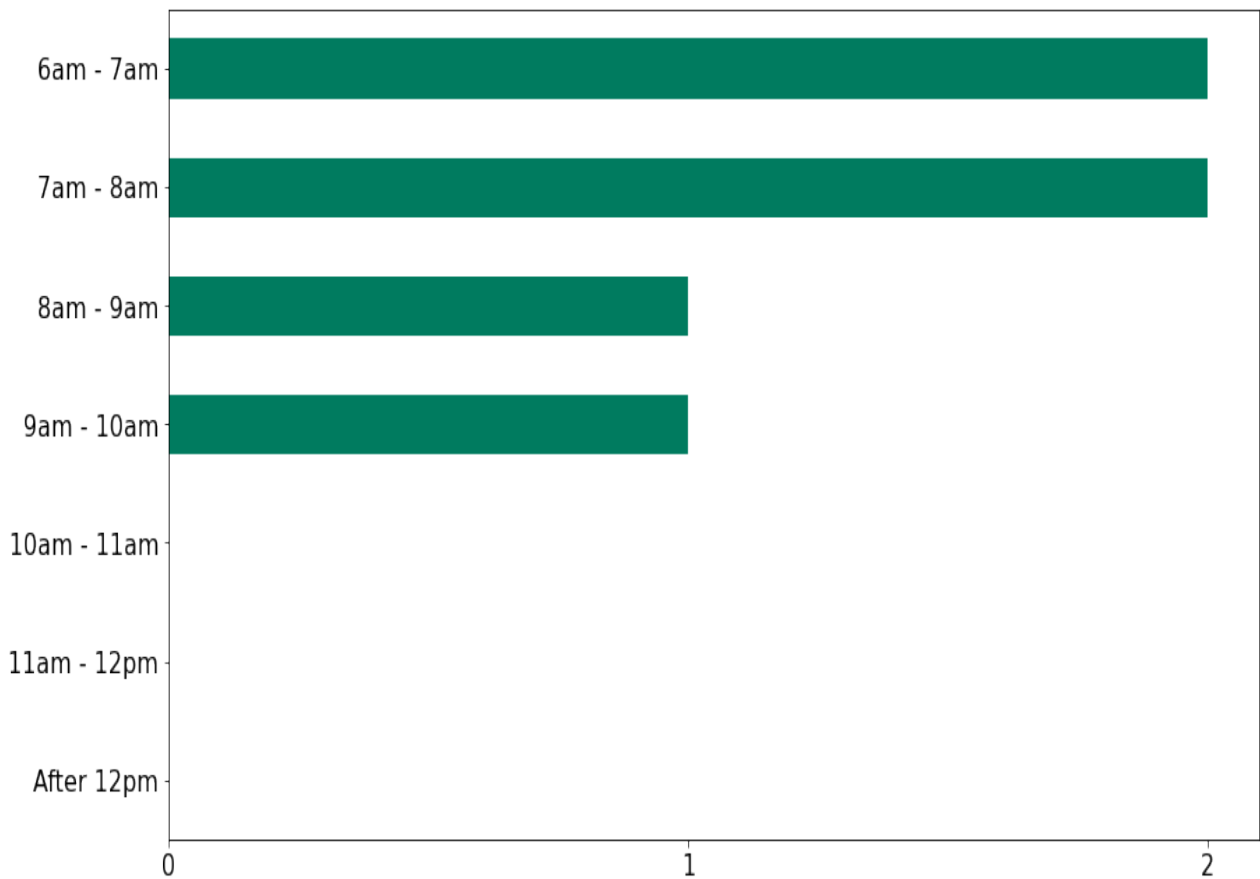
	Monday	Tuesday	Wednesday	Thursday	Friday	Saturday	Sunday
Work from home	0	0	0	0	0	0	0
Walk	0	0	0	0	0	0	0
Bike	1	1	1	1	1	0	0
Bus	0	0	0	0	0	0	0
Train/ Light rail/ Streetcar	0	0	0	0	0	0	0
Drove to ferry	0	0	0	0	0	0	0
Walk to ferry	0	0	0	0	0	0	0
Employer shuttle	0	0	0	0	0	0	0
Vanpool	0	0	0	0	0	0	0
Carpool	0	0	0	0	0	0	0
Uber/Lyft/Taxi	0	0	0	0	0	0	0
Drive alone	4	4	4	4	5	1	1
Motorcycle	0	0	0	0	0	0	0
Other	0	0	0	0	0	0	0

*Compressed workweek day off total is calculated from Question 1 - Work schedule. Therefore, it is not possible to show in daily distribution.



When do you typically arrive at work?

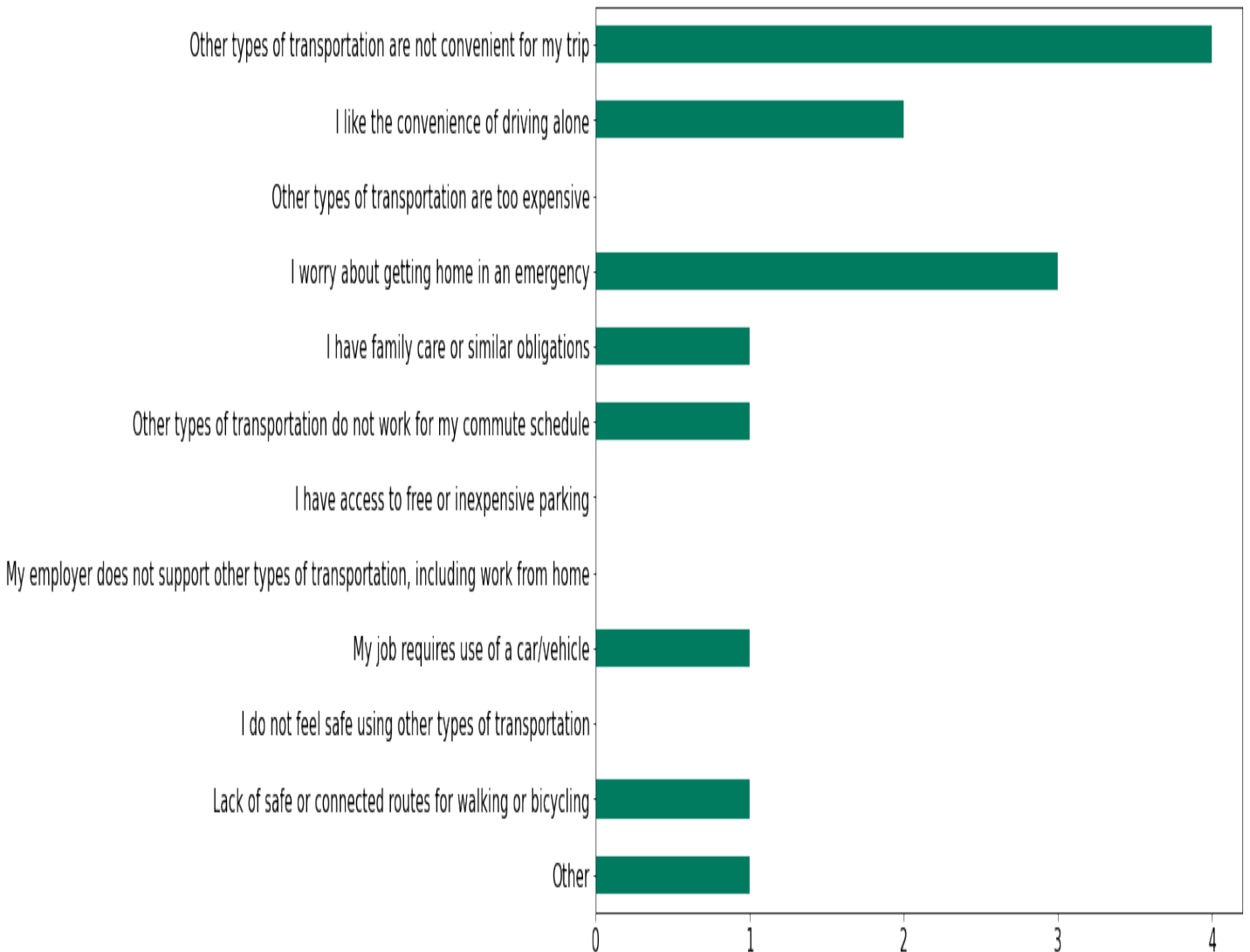
	Total Responses	Percentage of Respondents
6am - 7am	2	33.3
7am - 8am	2	33.3
8am - 9am	1	16.7
9am - 10am	1	16.7
10am - 11am	0	0.0
11am - 12pm	0	0.0
After 12pm	0	0.0



Why do you drive alone to work (when you choose this option)?

Total Responses

Other types of transportation are not convenient for my trip	4
I like the convenience of driving alone	2
Other types of transportation are too expensive	0
I worry about getting home in an emergency	3
I have family care or similar obligations	1
Other types of transportation do not work for my commute schedule	1
I have access to free or inexpensive parking	0
My employer does not support other types of transportation, including work from home	0
My job requires use of a car/vehicle	1
I do not feel safe using other types of transportation	0
Lack of safe or connected routes for walking or bicycling	1
Other	1



Would any of the following options make you consider not driving alone to work?

Total Responses

Bus/train/ferry benefits	0
Employer shuttle access	1
Flexible schedules/ work from home options	3
Incentives for biking or walking	1
Secure bike parking, showers, lockers, etc.	3
Carpool/vanpool ride matching or subsidy	0
Guaranteed ride home	1
Dedicated carpool/HOV parking spaces	0
Other	0

