

WA State Dept. of Fish & Wildlife

Cleveland Warehouse

CTR ID: E12922

Survey summary

Survey dates from 11/02/2021 to 12/08/2021

Total responses: 111

Total employees: 6

Response rate: 1850.0%

Meets threshold of 95 percent confidence level +/- 5 percent: Yes

Vehicle Miles of Travel (VMT) per employee: 2.5

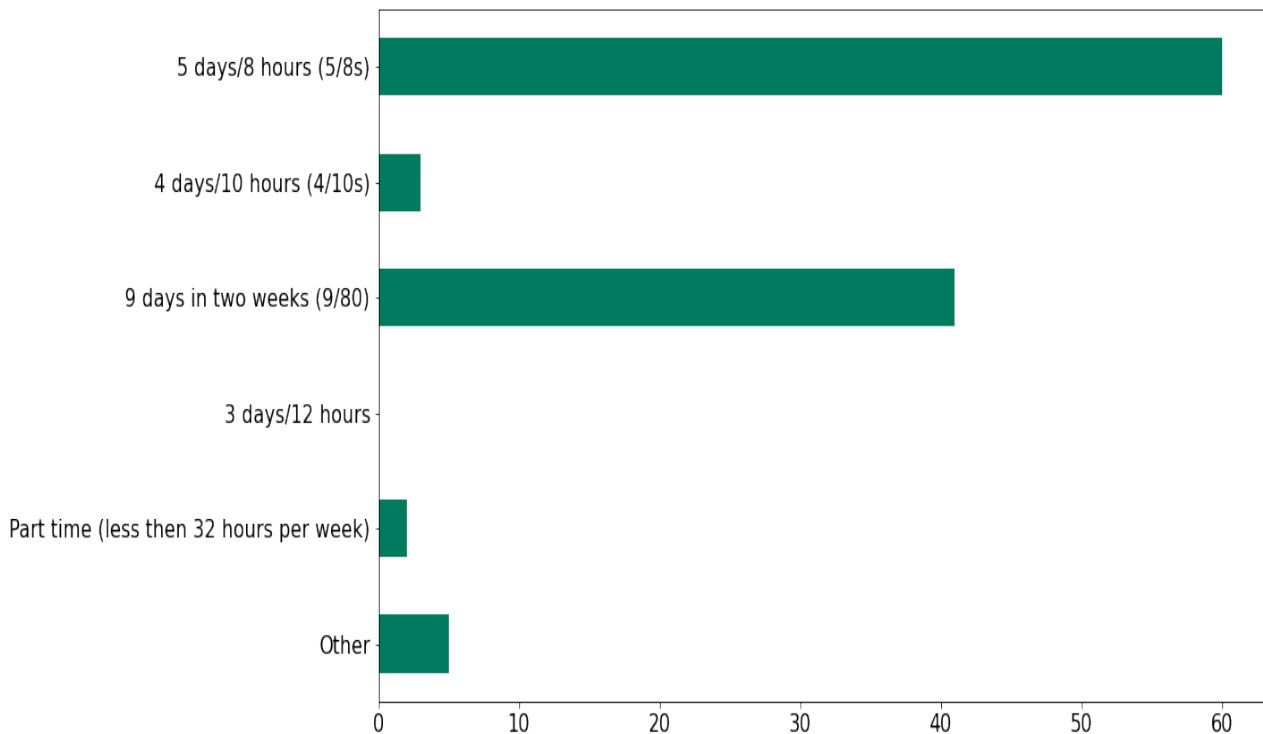
Non Drive Alone Trip (NDAT) rate: 84.5%

Total Annual Greenhouse Gas Emissions - All Employees (Metric Ton CO₂e): 3.5

Daily Greenhouse Gas Emissions per Employees (Pounds) Roundtrip: 4.7

Which of the following best describes your work schedule?


	Total Responses	Percentage of Respondents
5 days/8 hours (5/8s)	60	54.1
4 days/10 hours (4/10s)	3	2.7
9 days in two weeks (9/80)	41	36.9
3 days/12 hours	0	0.0
Part time (less then 32 hours per week)	2	1.8
Other	5	4.5
Total	111	100.0



During a typical week, how do you get to work each day?

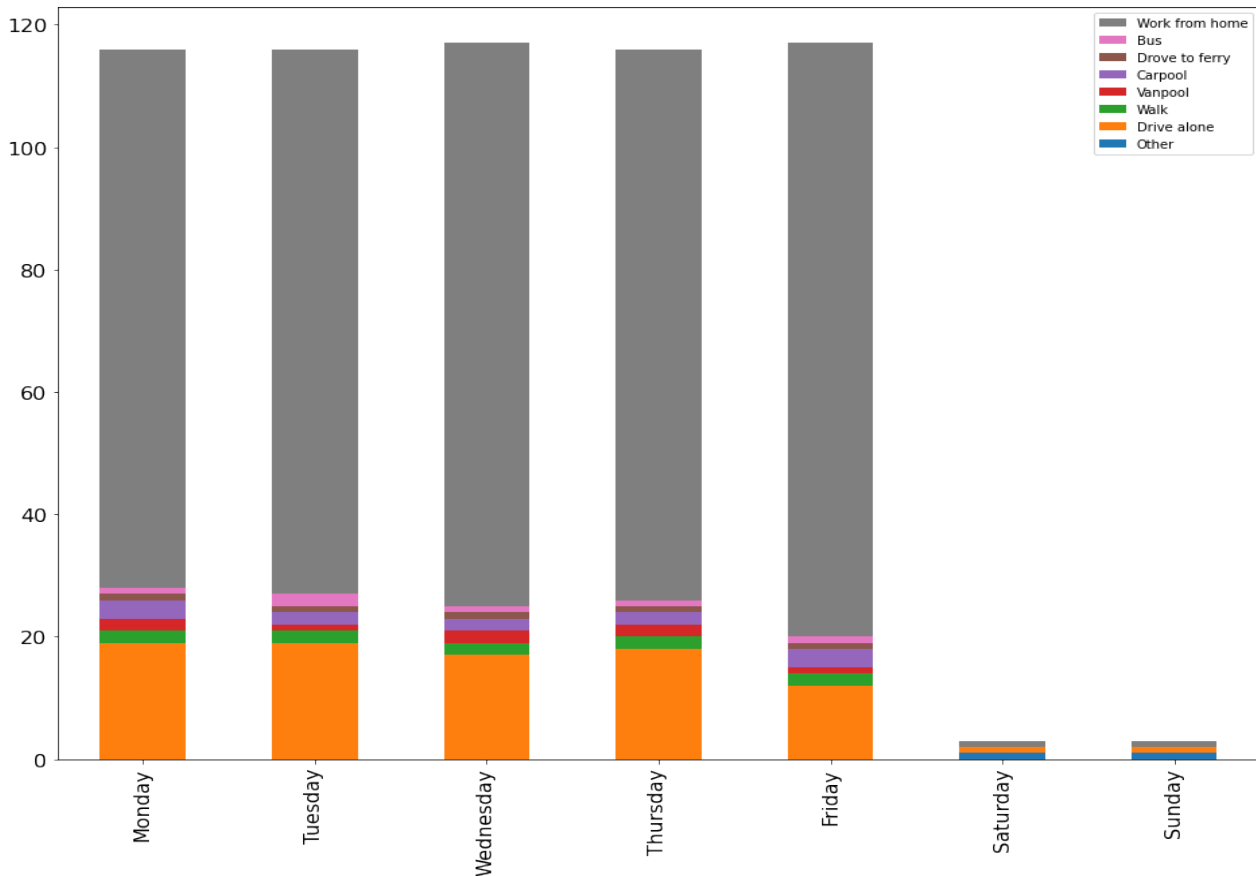
	Total Weekly Trips	Percent of Weekly Trips
Work from home	458	75.0
Walk	10	1.6
Bike	0	0.0
Bus	6	1.0
Train/ Light rail/Streetcar	0	0.0
Drove to ferry	5	0.8
Walk to ferry	0	0.0
Employer shuttle	0	0.0
Vanpool	8	1.3
Carpool	12	2.0
Compressed workweek day off	23	3.8
Uber/Lyft/Taxi	0	0.0
Drive alone	87	14.2
Motorcycle	0	0.0
Other	2	0.3
Total	611	100.0

Weekly Commute Modes Selected



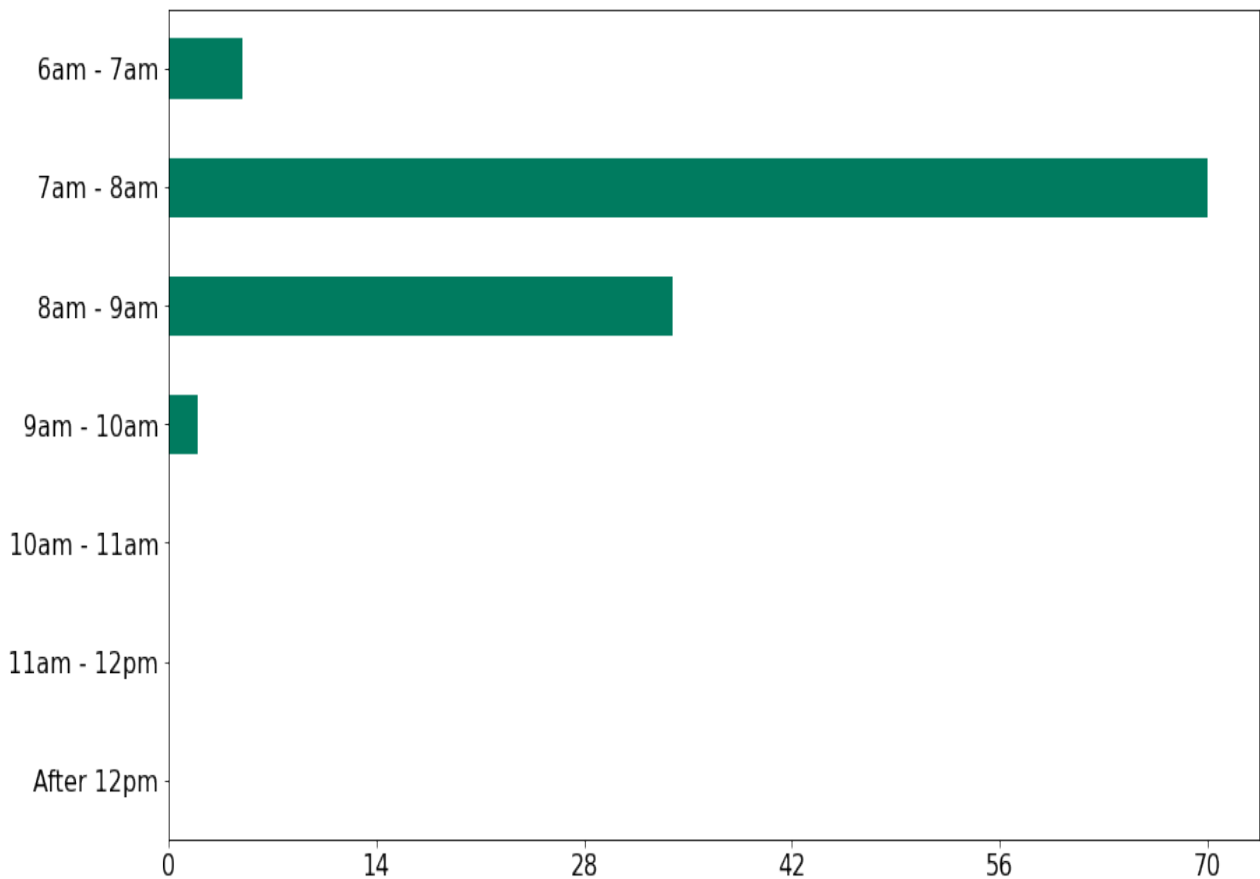
	Monday	Tuesday	Wednesday	Thursday	Friday	Saturday	Sunday
Work from home	88	89	92	90	97	1	1
Walk	2	2	2	2	2	0	0
Bike	0	0	0	0	0	0	0
Bus	1	2	1	1	1	0	0
Train/ Light rail/ Streetcar	0	0	0	0	0	0	0
Drove to ferry	1	1	1	1	1	0	0
Walk to ferry	0	0	0	0	0	0	0
Employer shuttle	0	0	0	0	0	0	0
Vanpool	2	1	2	2	1	0	0
Carpool	3	2	2	2	3	0	0
Uber/ Lyft/ Taxi	0	0	0	0	0	0	0
Drive alone	19	19	17	18	12	1	1
Motorcycle	0	0	0	0	0	0	0
Other	0	0	0	0	0	1	1

*Compressed workweek day off total is calculated from Question 1 - Work schedule. Therefore, it is not possible to show in daily distribution.



When do you typically arrive at work?

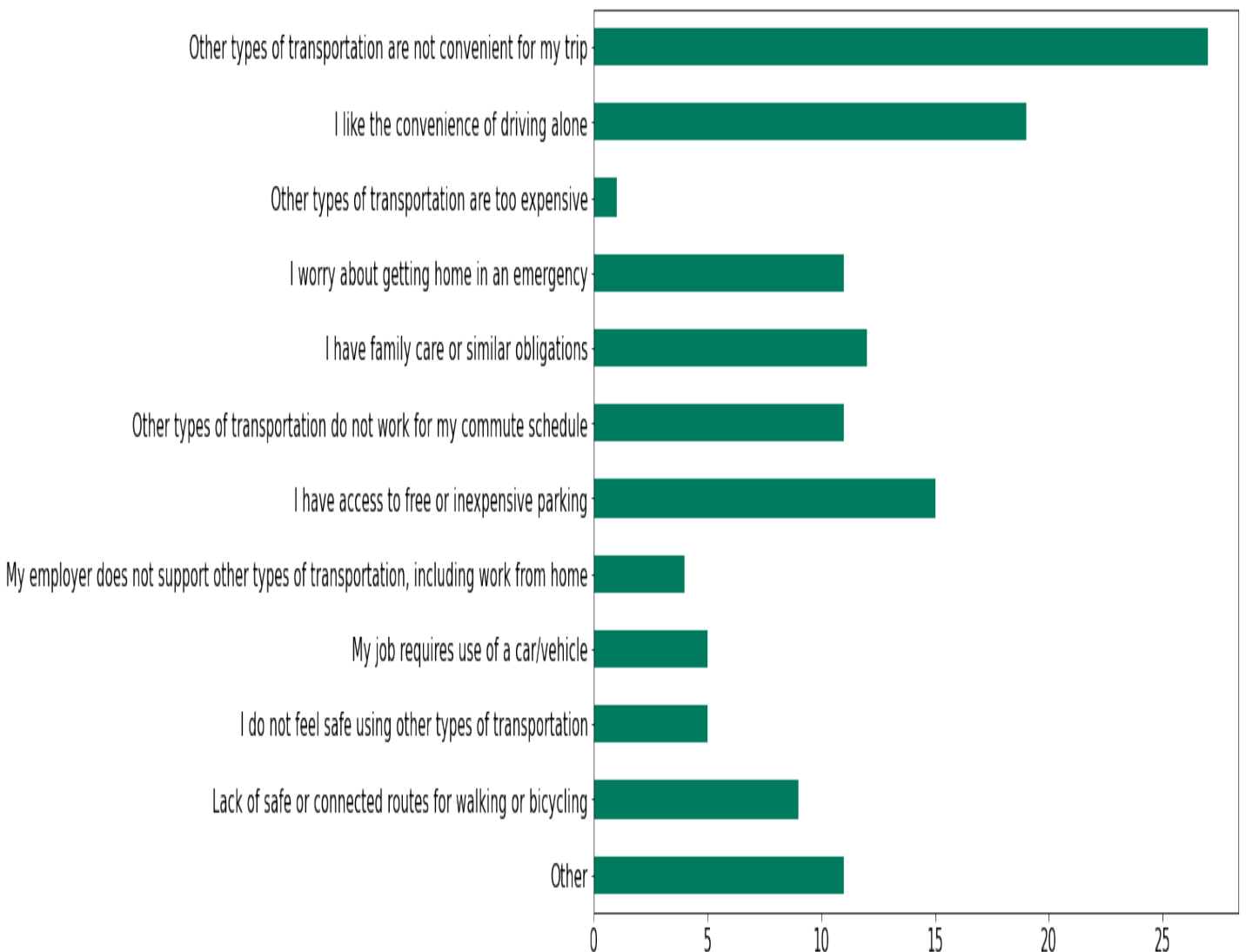
	Total Responses	Percentage of Respondents
6am - 7am	5	4.5
7am - 8am	70	63.1
8am - 9am	34	30.6
9am - 10am	2	1.8
10am - 11am	0	0.0
11am - 12pm	0	0.0
After 12pm	0	0.0



Why do you drive alone to work (when you choose this option)?

Total Responses

Other types of transportation are not convenient for my trip	27
I like the convenience of driving alone	19
Other types of transportation are too expensive	1
I worry about getting home in an emergency	11
I have family care or similar obligations	12
Other types of transportation do not work for my commute schedule	11
I have access to free or inexpensive parking	15
My employer does not support other types of transportation, including work from home	4
My job requires use of a car/vehicle	5
I do not feel safe using other types of transportation	5
Lack of safe or connected routes for walking or bicycling	9
Other	11



Would any of the following options make you consider not driving alone to work?

Total Responses

Bus/train/ferry benefits	3
Employer shuttle access	5
Flexible schedules/ work from home options	23
Incentives for biking or walking	3
Secure bike parking, showers, lockers, etc.	2
Carpool/vanpool ride matching or subsidy	7
Guaranteed ride home	7
Dedicated carpool/HOV parking spaces	3
Other	3

