

WA State Dept. of Commerce

1011 Plum St SE

CTR ID: E12690

Survey summary

Survey dates from 10/27/2021 to 11/30/2021

Total responses: 62

Total employees: 349

Response rate: 17.8%

Meets threshold of 95 percent confidence level +/- 5 percent: No

Vehicle Miles of Travel (VMT) per employee: 1.1

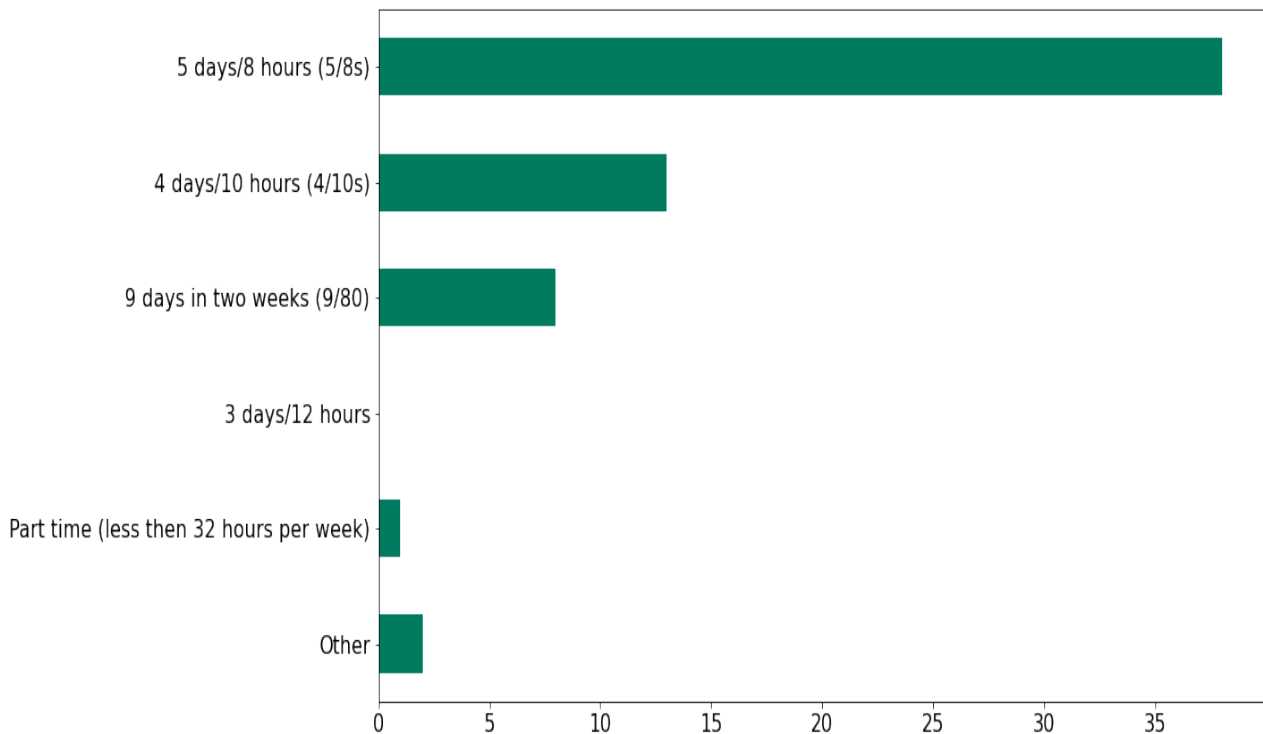
Non Drive Alone Trip (NDAT) rate: 94.4%

Total Annual Greenhouse Gas Emissions - All Employees (Metric Ton CO₂e): 81.7

Daily Greenhouse Gas Emissions per Employees (Pounds) Roundtrip: 2.0

Which of the following best describes your work schedule?

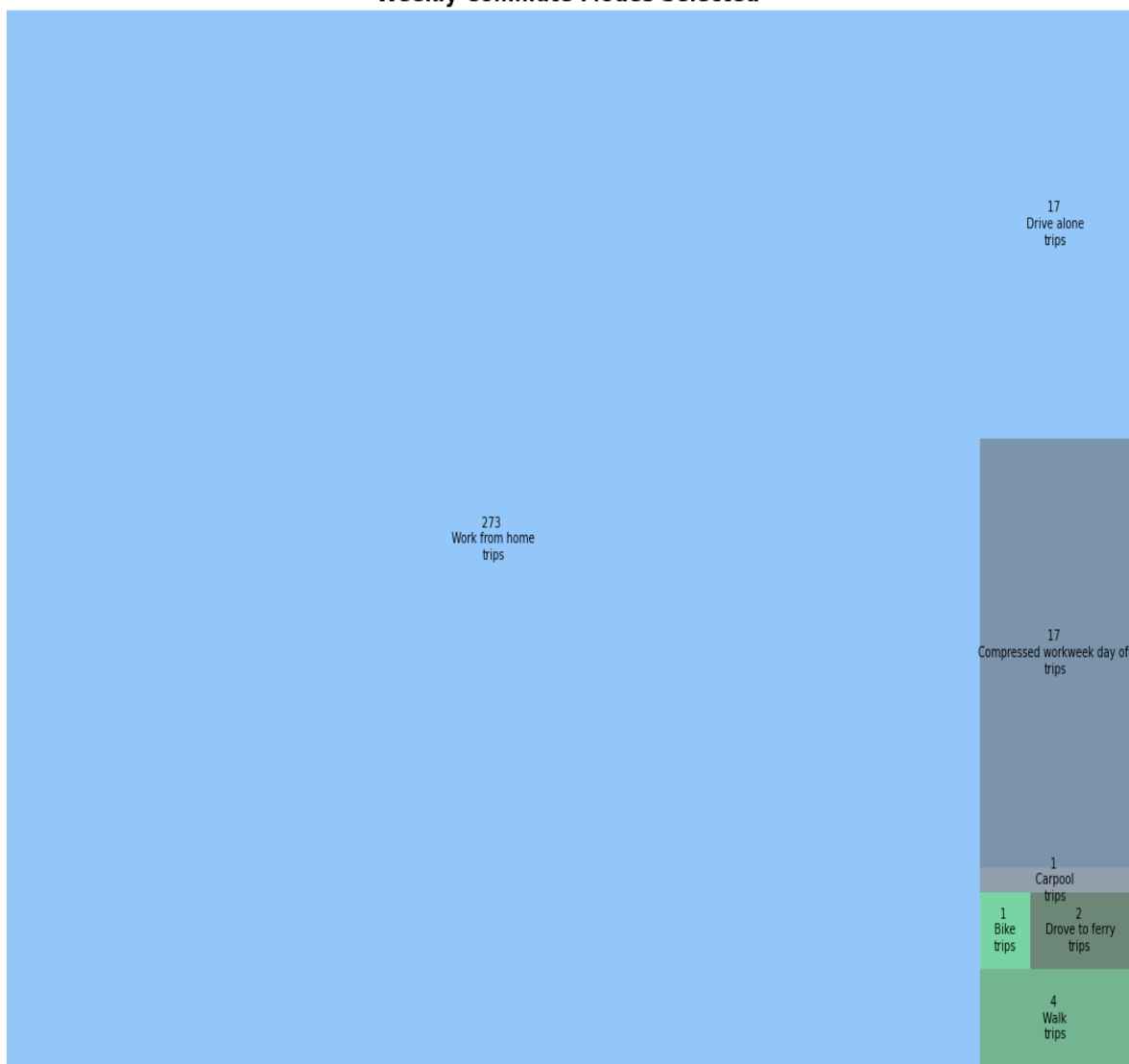
	Total Responses	Percentage of Respondents
5 days/8 hours (5/8s)	38	61.3
4 days/10 hours (4/10s)	13	21.0
9 days in two weeks (9/80)	8	12.9
3 days/12 hours	0	0.0
Part time (less than 32 hours per week)	1	1.6
Other	2	3.2
Total	62	100.0



During a typical week, how do you get to work each day?

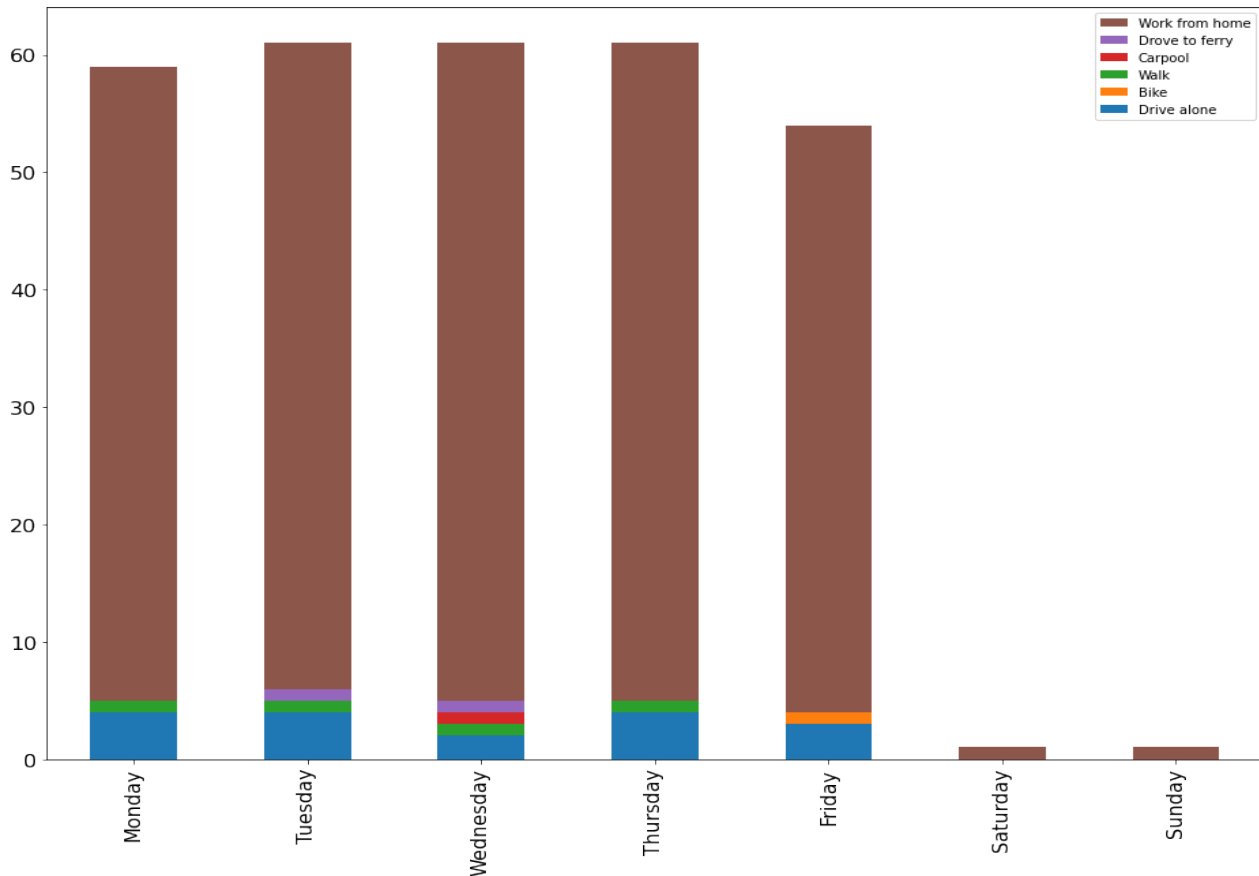
	Total Weekly Trips	Percent of Weekly Trips
Work from home	273	86.7
Walk	4	1.3
Bike	1	0.3
Bus	0	0.0
Train/ Light rail/Streetcar	0	0.0
Drove to ferry	2	0.6
Walk to ferry	0	0.0
Employer shuttle	0	0.0
Vanpool	0	0.0
Carpool	1	0.3
Compressed workweek day off	17	5.4
Uber/Lyft/Taxi	0	0.0
Drive alone	17	5.4
Motorcycle	0	0.0
Other	0	0.0
Total	315	100.0

Weekly Commute Modes Selected



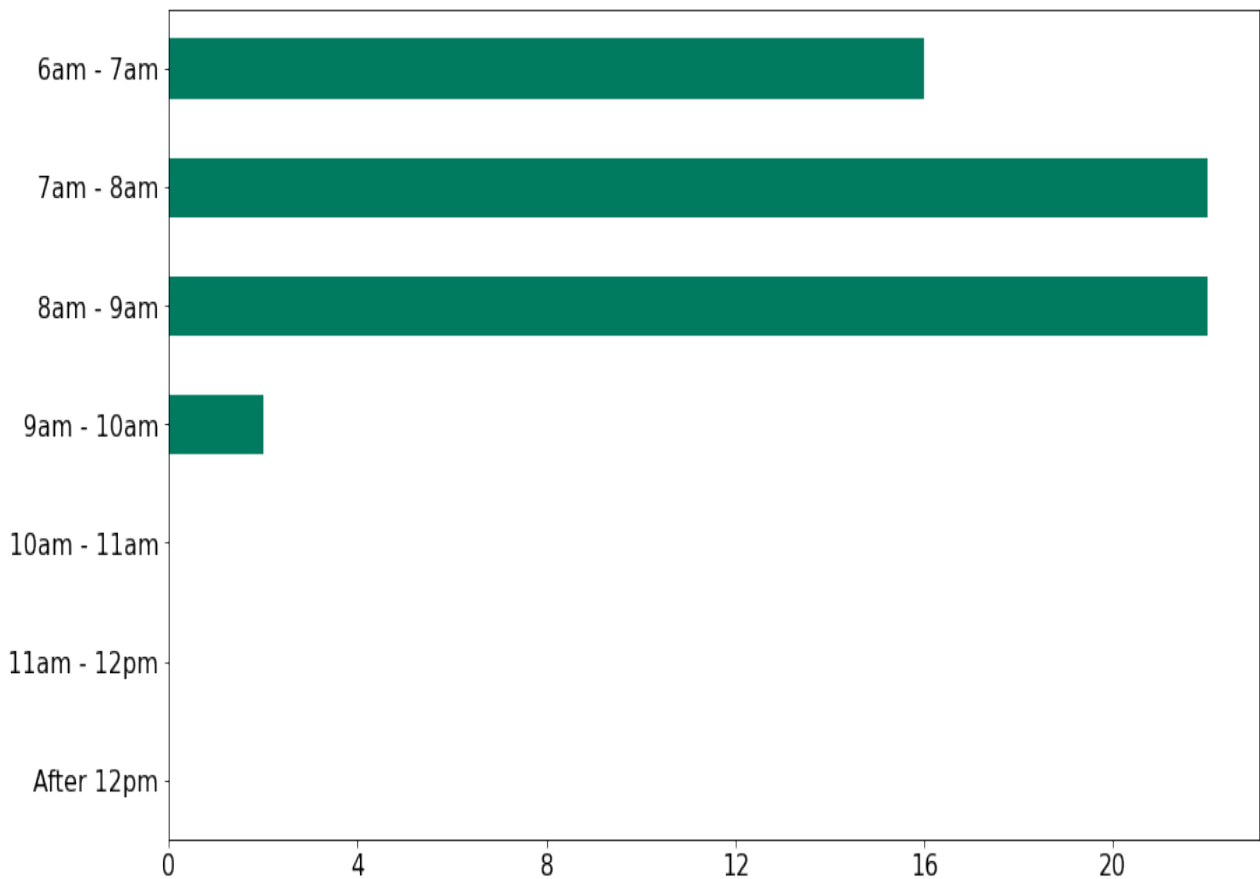
	Monday	Tuesday	Wednesday	Thursday	Friday	Saturday	Sunday
Work from home	54	55	56	56	50	1	1
Walk	1	1	1	1	0	0	0
Bike	0	0	0	0	1	0	0
Bus	0	0	0	0	0	0	0
Train/ Light rail/Streetcar	0	0	0	0	0	0	0
Drove to ferry	0	1	1	0	0	0	0
Walk to ferry	0	0	0	0	0	0	0
Employer shuttle	0	0	0	0	0	0	0
Vanpool	0	0	0	0	0	0	0
Carpool	0	0	1	0	0	0	0
Uber/Lyft/Taxi	0	0	0	0	0	0	0
Drive alone	4	4	2	4	3	0	0
Motorcycle	0	0	0	0	0	0	0
Other	0	0	0	0	0	0	0

*Compressed workweek day off total is calculated from Question 1 - Work schedule. Therefore, it is not possible to show in daily distribution.



When do you typically arrive at work?

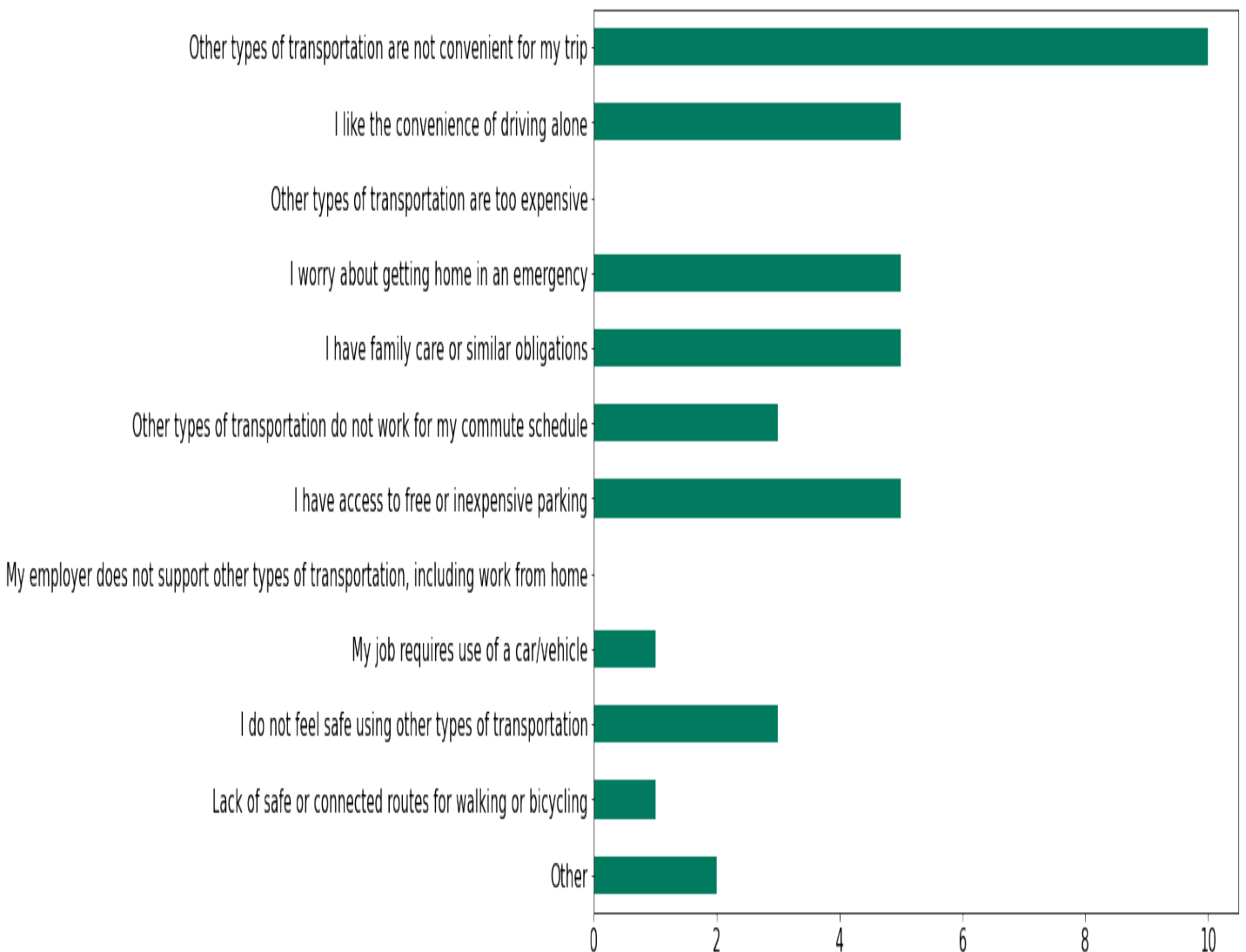
	Total Responses	Percentage of Respondents
6am - 7am	16	25.8
7am - 8am	22	35.5
8am - 9am	22	35.5
9am - 10am	2	3.2
10am - 11am	0	0.0
11am - 12pm	0	0.0
After 12pm	0	0.0



Why do you drive alone to work (when you choose this option)?

Total Responses

Other types of transportation are not convenient for my trip	10
I like the convenience of driving alone	5
Other types of transportation are too expensive	0
I worry about getting home in an emergency	5
I have family care or similar obligations	5
Other types of transportation do not work for my commute schedule	3
I have access to free or inexpensive parking	5
My employer does not support other types of transportation, including work from home	0
My job requires use of a car/vehicle	1
I do not feel safe using other types of transportation	3
Lack of safe or connected routes for walking or bicycling	1
Other	2



Would any of the following options make you consider not driving alone to work?

Total Responses

Bus/train/ferry benefits	4
Employer shuttle access	3
Flexible schedules/ work from home options	8
Incentives for biking or walking	1
Secure bike parking, showers, lockers, etc.	1
Carpool/vanpool ride matching or subsidy	1
Guaranteed ride home	2
Dedicated carpool/HOV parking spaces	0
Other	3

