

City of Olympia

Priest Point Park

CTR ID: E12583

Survey summary

Survey dates from 11/02/2021 to 11/12/2021

Total responses: 17

Total employees: 32

Response rate: 53.1%

Meets threshold of 95 percent confidence level +/- 5 percent: No

Vehicle Miles of Travel (VMT) per employee: 9.3

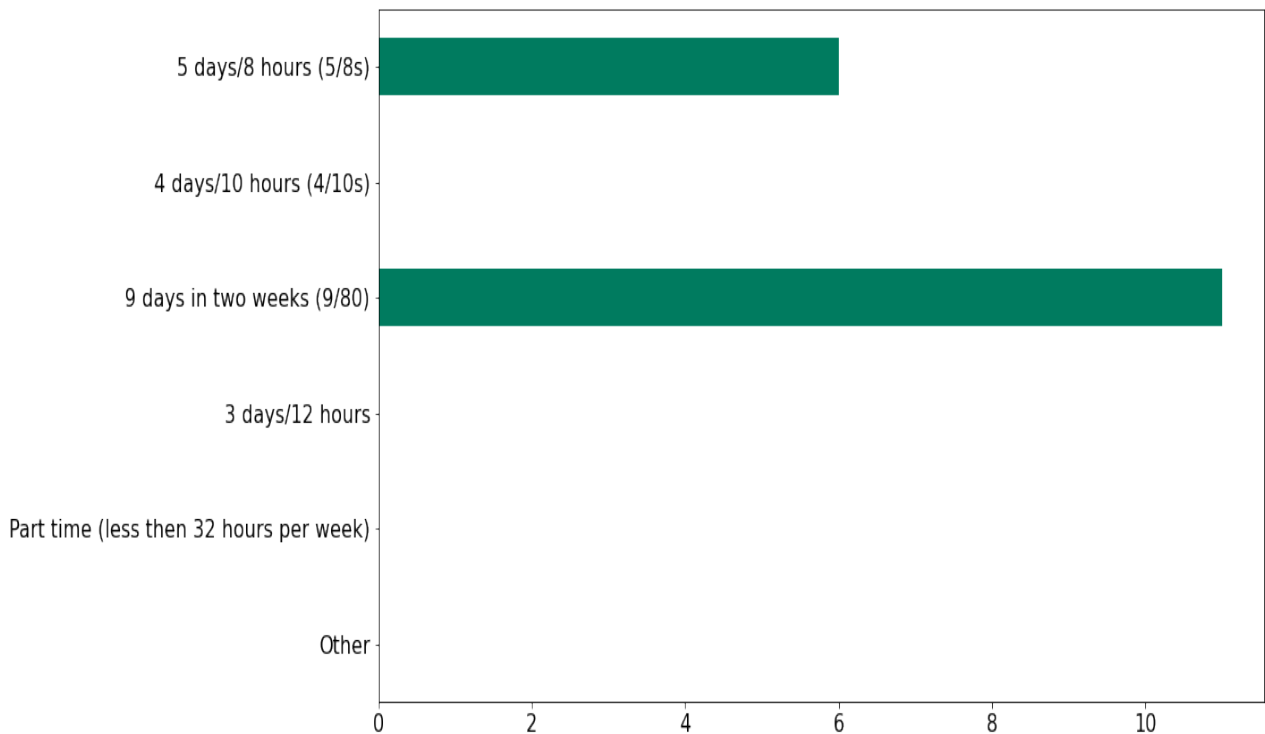
Non Drive Alone Trip (NDAT) rate: 22.8%

Total Annual Greenhouse Gas Emissions - All Employees (Metric Ton CO₂e): 69.4

Daily Greenhouse Gas Emissions per Employees (Pounds) Roundtrip: 17.2

Which of the following best describes your work schedule?


	Total Responses	Percentage of Respondents
5 days/8 hours (5/8s)	6	35.3
4 days/10 hours (4/10s)	0	0.0
9 days in two weeks (9/80)	11	64.7
3 days/12 hours	0	0.0
Part time (less then 32 hours per week)	0	0.0
Other	0	0.0
Total	17	100.0



During a typical week, how do you get to work each day?

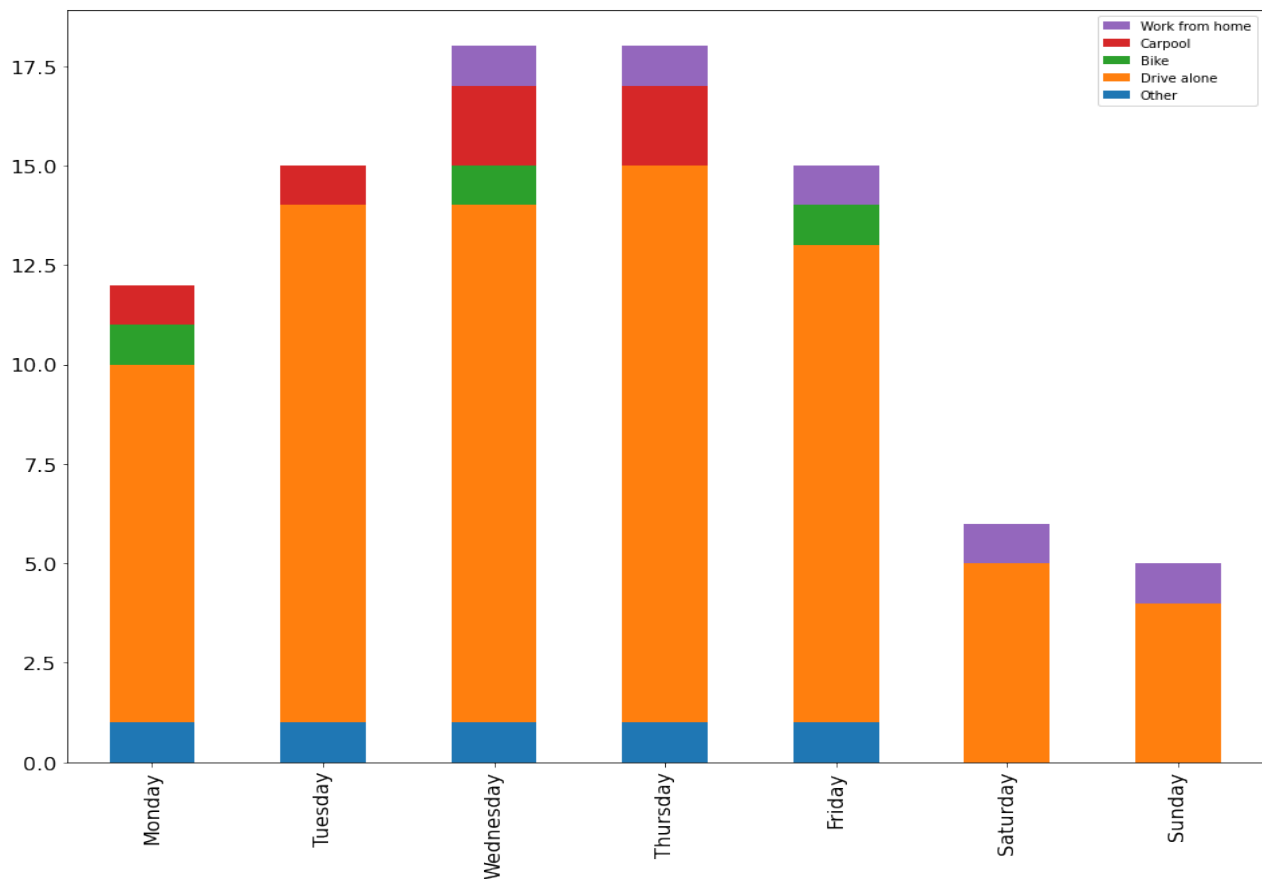
	Total Weekly Trips	Percent of Weekly Trips
Work from home	5	5.3
Walk	0	0.0
Bike	3	3.2
Bus	0	0.0
Train/ Light rail/Streetcar	0	0.0
Drove to ferry	0	0.0
Walk to ferry	0	0.0
Employer shuttle	0	0.0
Vanpool	0	0.0
Carpool	6	6.4
Compressed workweek day off	5	5.3
Uber/Lyft/Taxi	0	0.0
Drive alone	70	74.5
Motorcycle	0	0.0
Other	5	5.3
Total	94	100.0

Weekly Commute Modes Selected



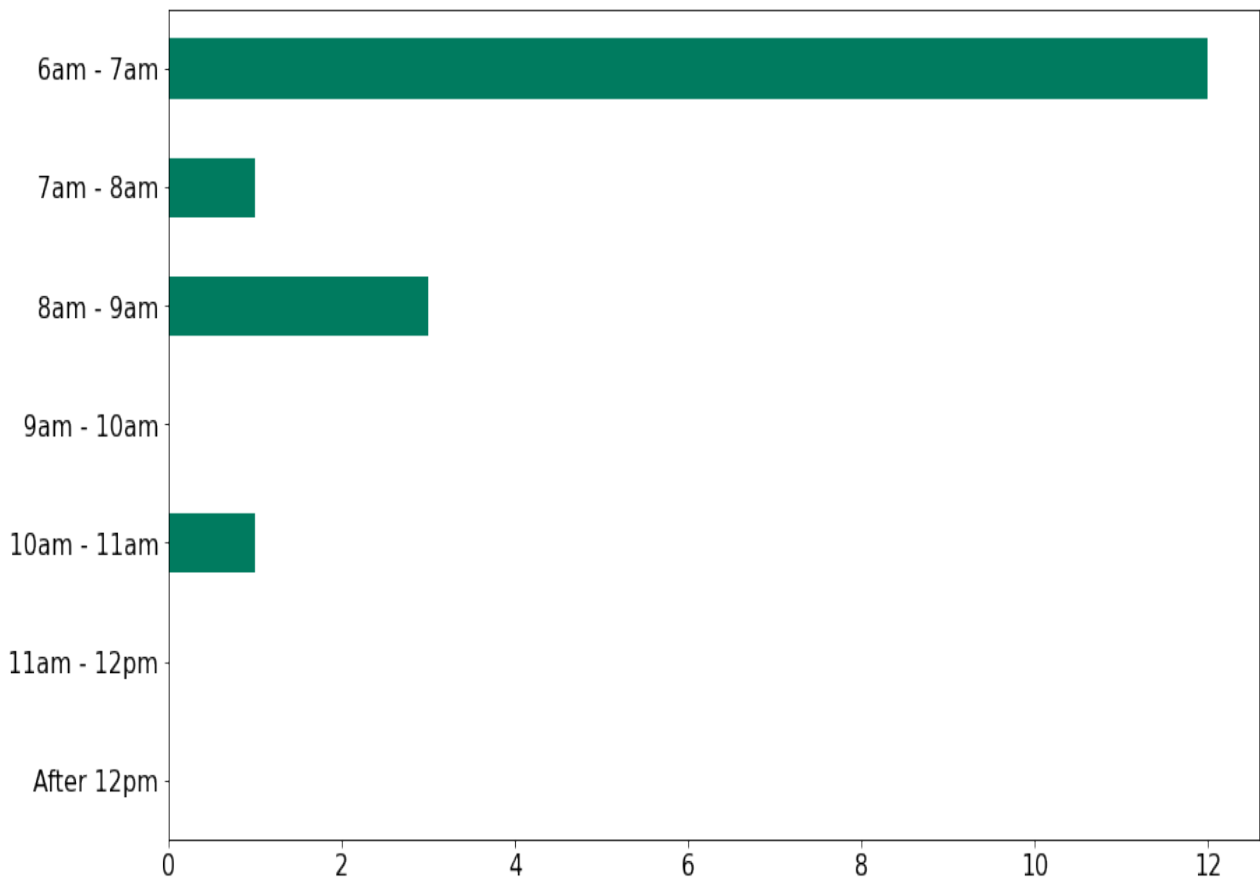
	Monday	Tuesday	Wednesday	Thursday	Friday	Saturday	Sunday
Work from home	0	0	1	1	1	1	1
Walk	0	0	0	0	0	0	0
Bike	1	0	1	0	1	0	0
Bus	0	0	0	0	0	0	0
Train/ Light rail/ Streetcar	0	0	0	0	0	0	0
Drove to ferry	0	0	0	0	0	0	0
Walk to ferry	0	0	0	0	0	0	0
Employer shuttle	0	0	0	0	0	0	0
Vanpool	0	0	0	0	0	0	0
Carpool	1	1	2	2	0	0	0
Uber/ Lyft/ Taxi	0	0	0	0	0	0	0
Drive alone	9	13	13	14	12	5	4
Motorcycle	0	0	0	0	0	0	0
Other	1	1	1	1	1	0	0

*Compressed workweek day off total is calculated from Question 1 - Work schedule. Therefore, it is not possible to show in daily distribution.



When do you typically arrive at work?

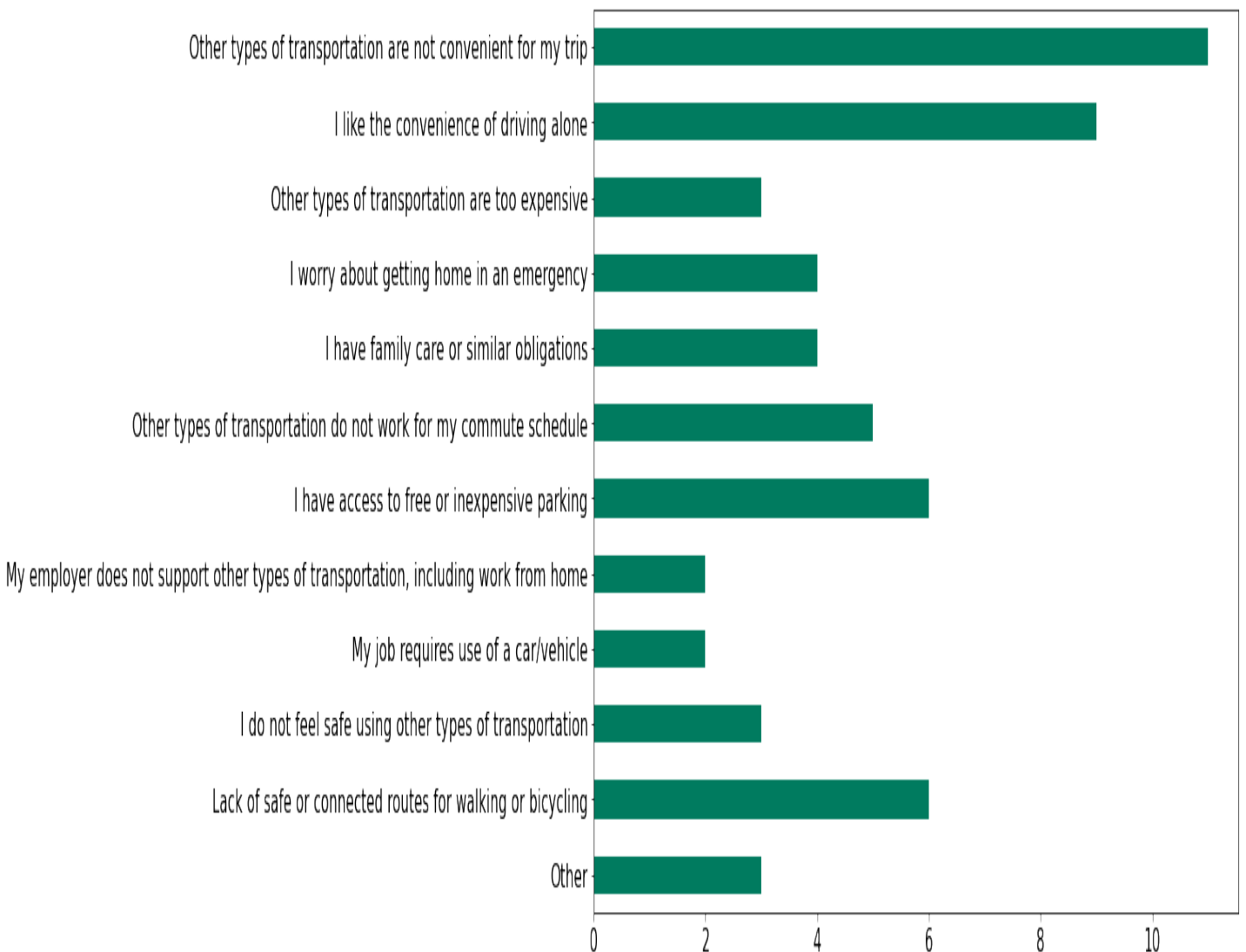
	Total Responses	Percentage of Respondents
6am - 7am	12	70.6
7am - 8am	1	5.9
8am - 9am	3	17.6
9am - 10am	0	0.0
10am - 11am	1	5.9
11am - 12pm	0	0.0
After 12pm	0	0.0



Why do you drive alone to work (when you choose this option)?

Total Responses

Other types of transportation are not convenient for my trip	11
I like the convenience of driving alone	9
Other types of transportation are too expensive	3
I worry about getting home in an emergency	4
I have family care or similar obligations	4
Other types of transportation do not work for my commute schedule	5
I have access to free or inexpensive parking	6
My employer does not support other types of transportation, including work from home	2
My job requires use of a car/vehicle	2
I do not feel safe using other types of transportation	3
Lack of safe or connected routes for walking or bicycling	6
Other	3



Would any of the following options make you consider not driving alone to work?

Total Responses

Bus/train/ferry benefits	1
Employer shuttle access	1
Flexible schedules/ work from home options	8
Incentives for biking or walking	5
Secure bike parking, showers, lockers, etc.	3
Carpool/vanpool ride matching or subsidy	1
Guaranteed ride home	3
Dedicated carpool/HOV parking spaces	1
Other	0

