

# City of Olympia

Fire Dept.

CTR ID: E12542

## **Survey summary**

Survey dates from 11/02/2021 to 12/10/2021

Total responses: 50

Total employees: 102

Response rate: 49.0%

Meets threshold of 95 percent confidence level +/- 5 percent: No

Vehicle Miles of Travel (VMT) per employee: 9.8

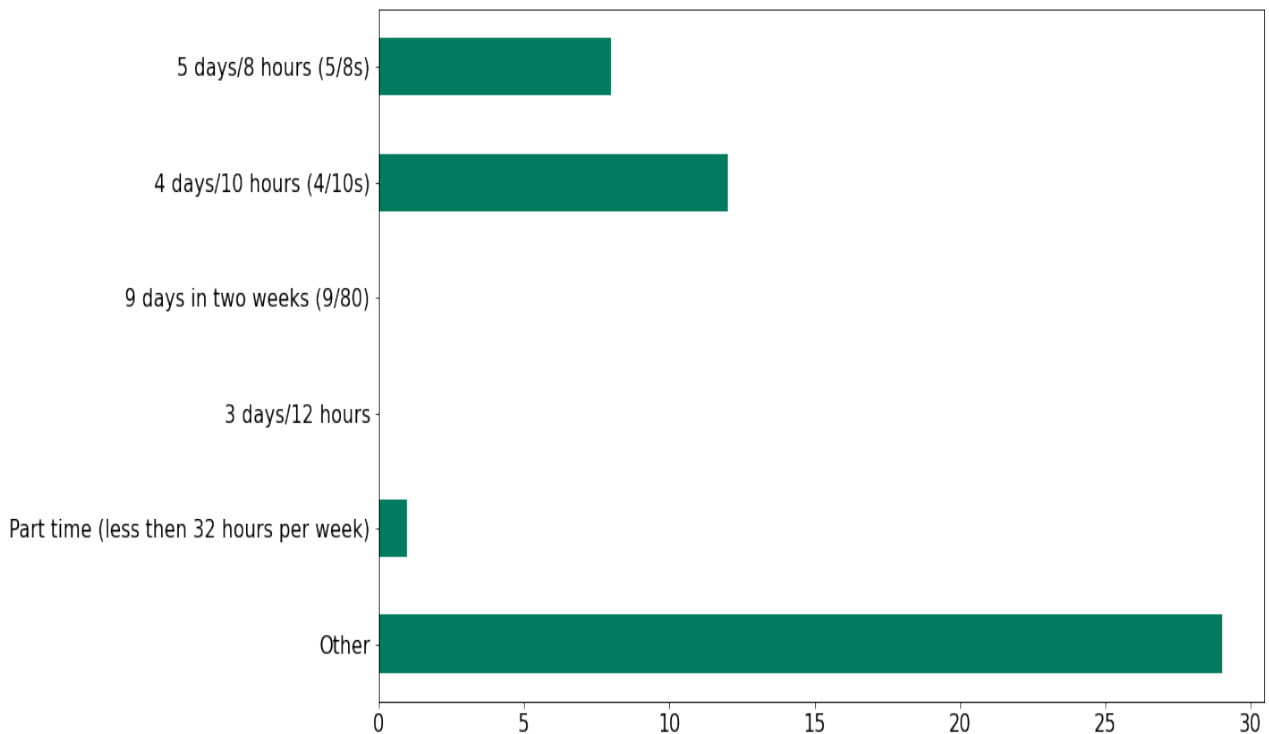
Non Drive Alone Trip (NDAT) rate: 23.0%

Total Annual Greenhouse Gas Emissions - All Employees (Metric Ton CO<sub>2</sub>e): 163.4

Daily Greenhouse Gas Emissions per Employees (Pounds) Roundtrip: 18.1

# Which of the following best describes your work schedule?

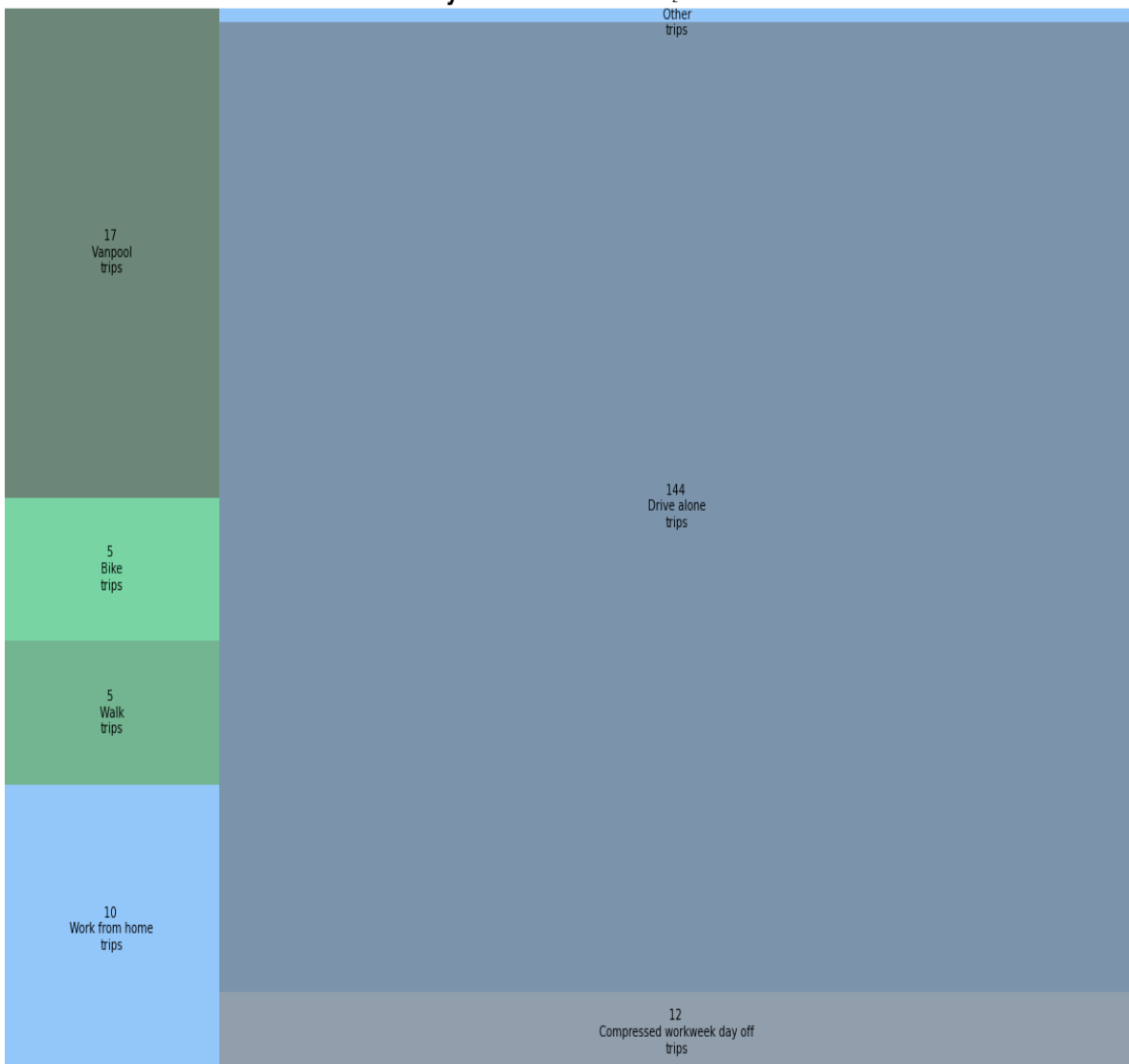
	Total Responses	Percentage of Respondents
5 days/8 hours (5/8s)	8	16.0
4 days/10 hours (4/10s)	12	24.0
9 days in two weeks (9/80)	0	0.0
3 days/12 hours	0	0.0
Part time (less than 32 hours per week)	1	2.0
Other	29	58.0
Total	50	100.0



# During a typical week, how do you get to work each day?

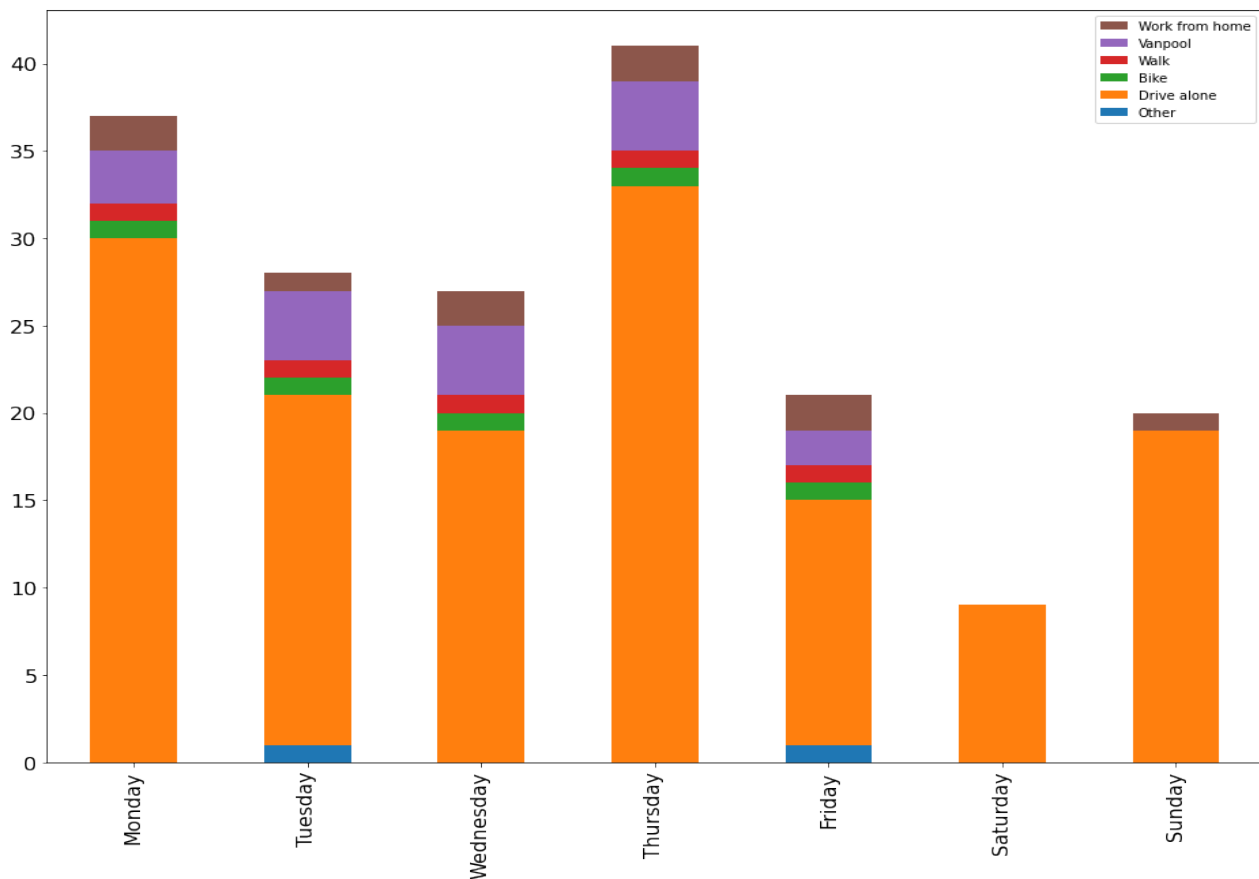
	Total Weekly Trips	Percent of Weekly Trips
Work from home	10	5.1
Walk	5	2.6
Bike	5	2.6
Bus	0	0.0
Train/ Light rail/Streetcar	0	0.0
Drove to ferry	0	0.0
Walk to ferry	0	0.0
Employer shuttle	0	0.0
Vanpool	17	8.7
Carpool	0	0.0
Compressed workweek day off	12	6.2
Uber/Lyft/Taxi	0	0.0
Drive alone	144	73.8
Motorcycle	0	0.0
Other	2	1.0
<b>Total</b>	<b>195</b>	<b>100.0</b>

Weekly Commute Modes Selected



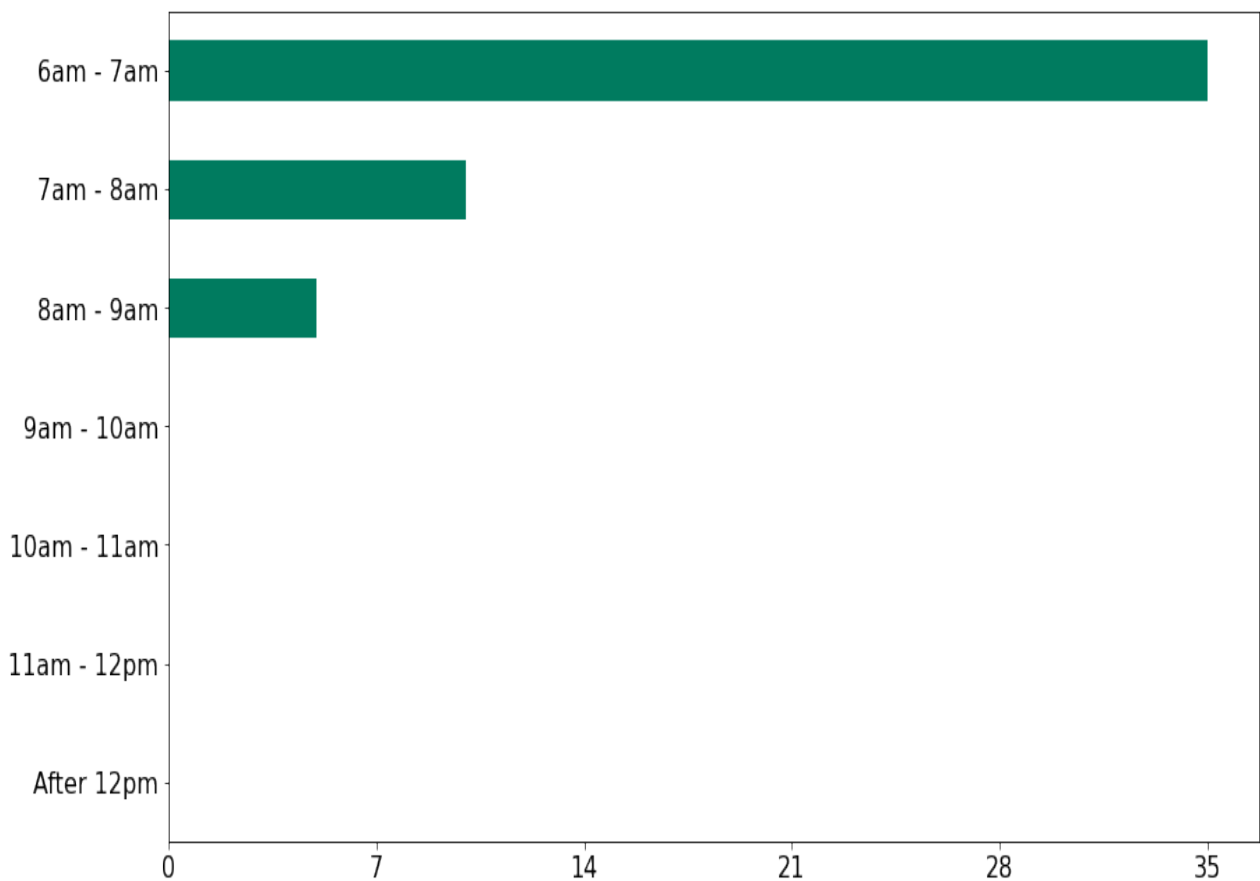
	Monday	Tuesday	Wednesday	Thursday	Friday	Saturday	Sunday
Work from home	2	1	2	2	2	0	1
Walk	1	1	1	1	1	0	0
Bike	1	1	1	1	1	0	0
Bus	0	0	0	0	0	0	0
Train/ Light rail/ Streetcar	0	0	0	0	0	0	0
Drove to ferry	0	0	0	0	0	0	0
Walk to ferry	0	0	0	0	0	0	0
Employer shuttle	0	0	0	0	0	0	0
Vanpool	3	4	4	4	2	0	0
Carpool	0	0	0	0	0	0	0
Uber/Lyft/Taxi	0	0	0	0	0	0	0
Drive alone	30	20	19	33	14	9	19
Motorcycle	0	0	0	0	0	0	0
Other	0	1	0	0	1	0	0

\*Compressed workweek day off total is calculated from Question 1 - Work schedule. Therefore, it is not possible to show in daily distribution.



# When do you typically arrive at work?

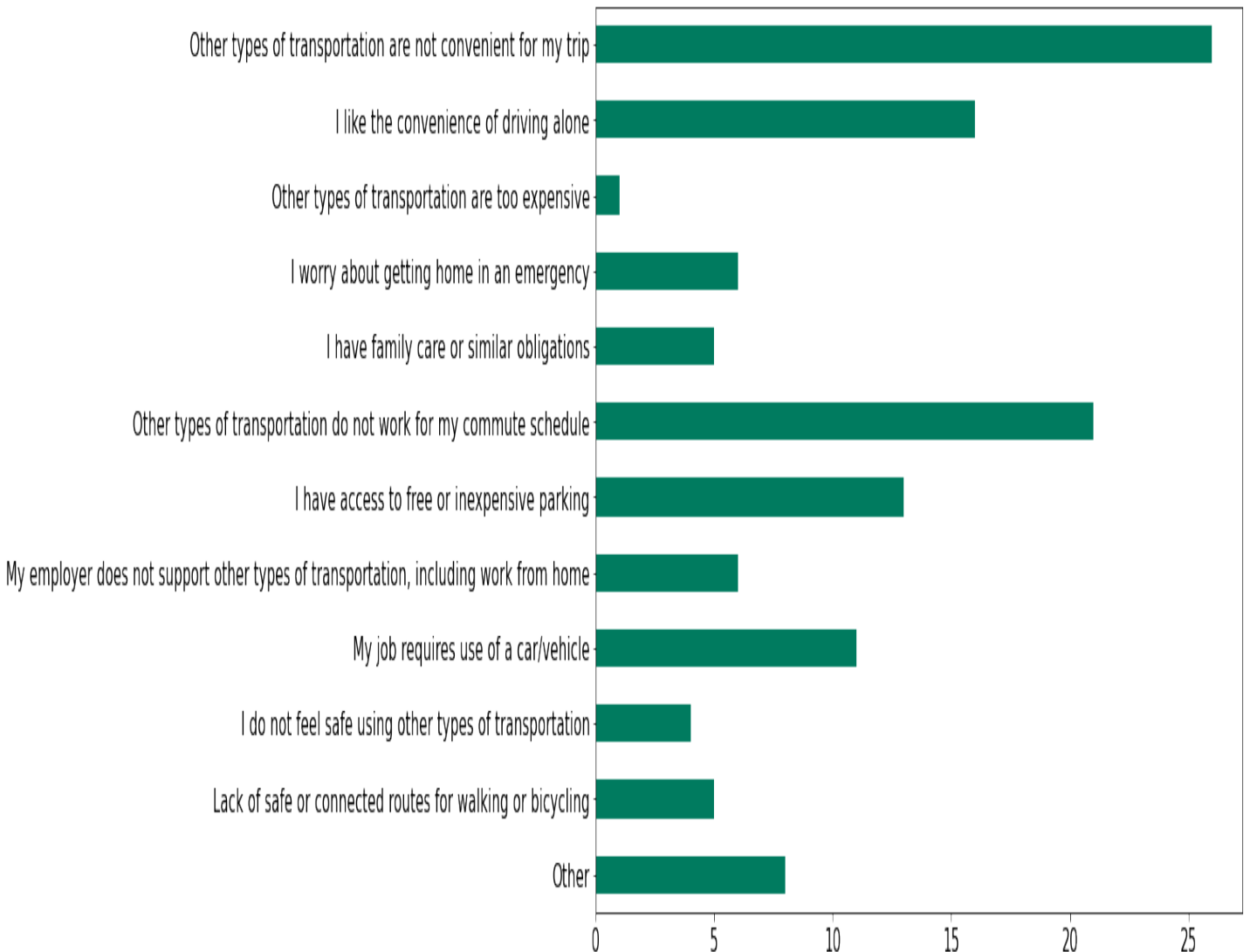
	Total Responses	Percentage of Respondents
6am - 7am	35	70.0
7am - 8am	10	20.0
8am - 9am	5	10.0
9am - 10am	0	0.0
10am - 11am	0	0.0
11am - 12pm	0	0.0
After 12pm	0	0.0



# Why do you drive alone to work (when you choose this option)?

Total Responses

Other types of transportation are not convenient for my trip	26
I like the convenience of driving alone	16
Other types of transportation are too expensive	1
I worry about getting home in an emergency	6
I have family care or similar obligations	5
Other types of transportation do not work for my commute schedule	21
I have access to free or inexpensive parking	13
My employer does not support other types of transportation, including work from home	6
My job requires use of a car/vehicle	11
I do not feel safe using other types of transportation	4
Lack of safe or connected routes for walking or bicycling	5
Other	8



# Would any of the following options make you consider not driving alone to work?

## Total Responses

<b>Bus/train/ferry benefits</b>	2
<b>Employer shuttle access</b>	0
<b>Flexible schedules/ work from home options</b>	5
<b>Incentives for biking or walking</b>	6
<b>Secure bike parking, showers, lockers, etc.</b>	1
<b>Carpool/vanpool ride matching or subsidy</b>	3
<b>Guaranteed ride home</b>	4
<b>Dedicated carpool/HOV parking spaces</b>	0
<b>Other</b>	7

