

City of Olympia

Olympia Center

CTR ID: E12534

Survey summary

Survey dates from 11/02/2021 to 11/23/2021

Total responses: 21

Total employees: 20

Response rate: 105.0%

Meets threshold of 95 percent confidence level +/- 5 percent: Yes

Vehicle Miles of Travel (VMT) per employee: 6.0

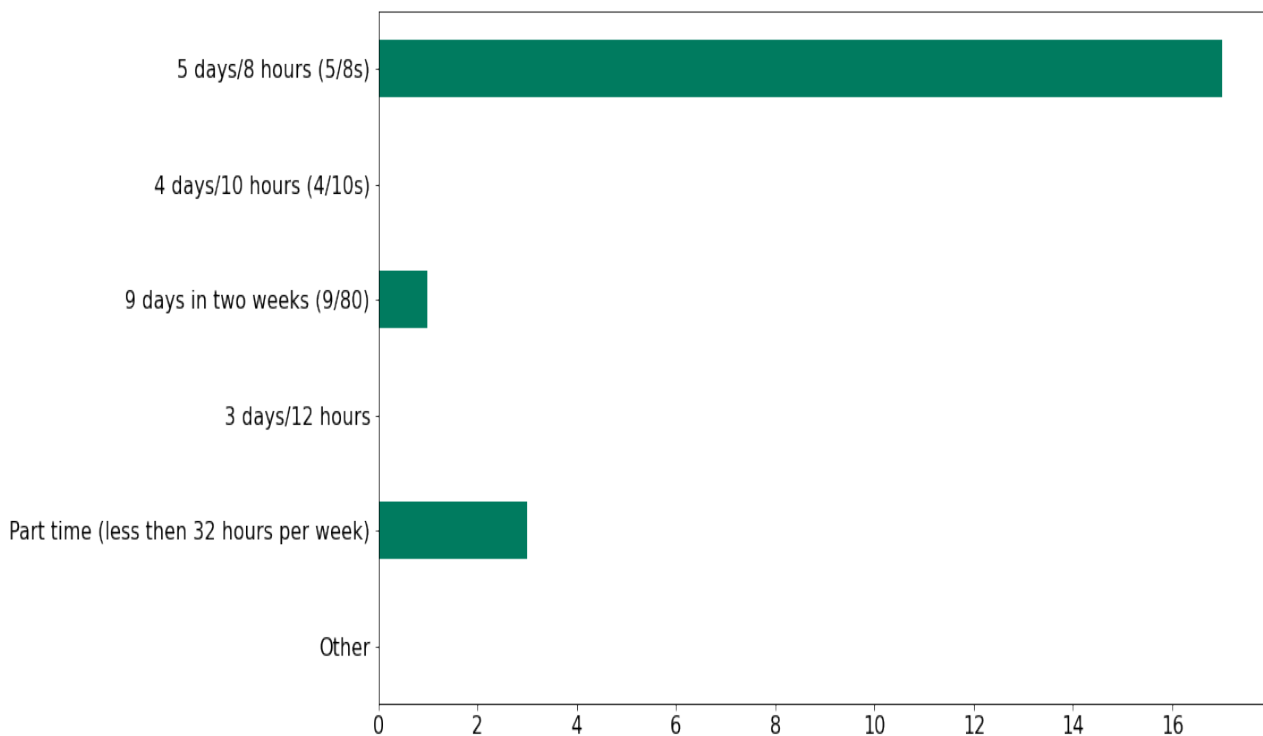
Non Drive Alone Trip (NDAT) rate: 37.4%

Total Annual Greenhouse Gas Emissions - All Employees (Metric Ton CO₂e): 23.3

Daily Greenhouse Gas Emissions per Employees (Pounds) Roundtrip: 11.1

Which of the following best describes your work schedule?


	Total Responses	Percentage of Respondents
5 days/8 hours (5/8s)	17	81.0
4 days/10 hours (4/10s)	0	0.0
9 days in two weeks (9/80)	1	4.8
3 days/12 hours	0	0.0
Part time (less than 32 hours per week)	3	14.3
Other	0	0.0
Total	21	100.0



During a typical week, how do you get to work each day?

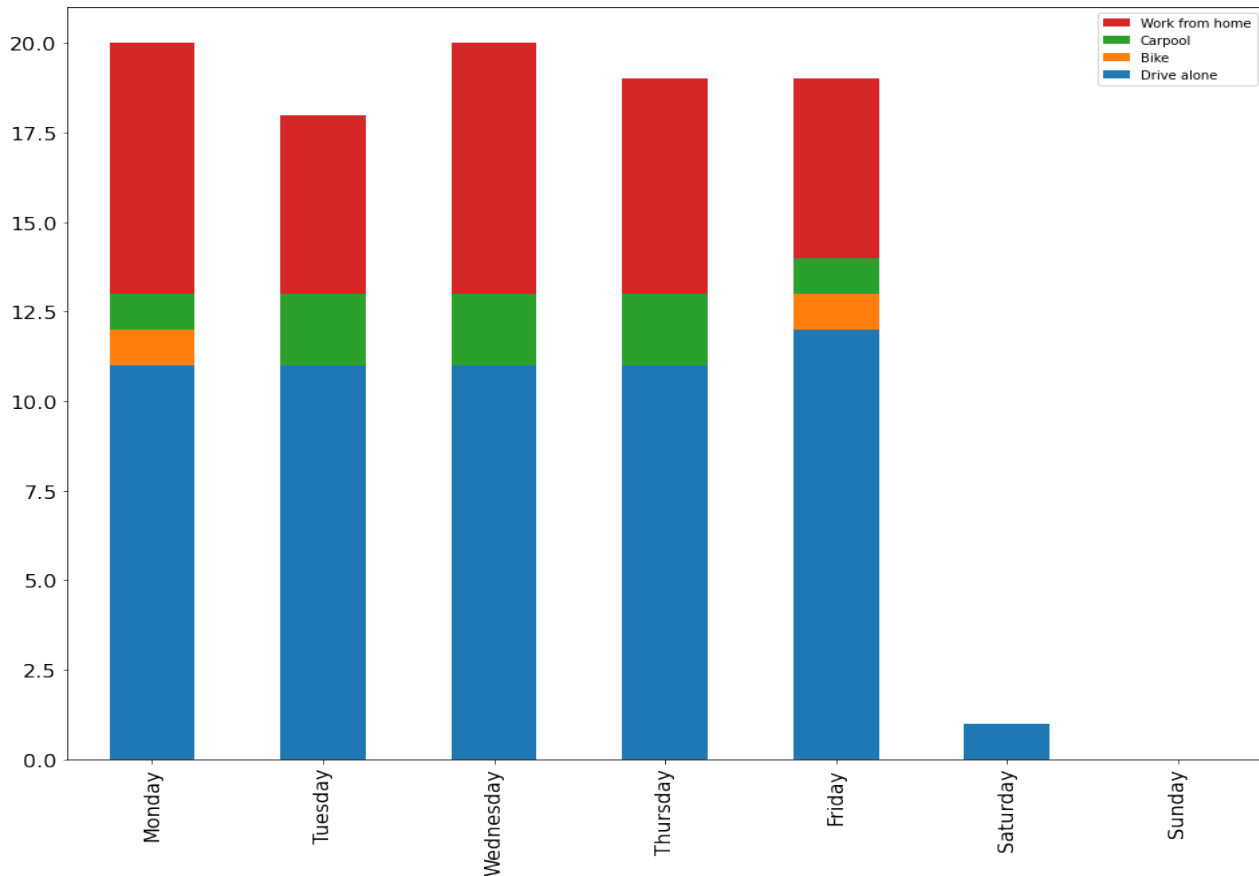
	Total Weekly Trips	Percent of Weekly Trips
Work from home	30	30.9
Walk	0	0.0
Bike	2	2.1
Bus	0	0.0
Train/ Light rail/Streetcar	0	0.0
Drove to ferry	0	0.0
Walk to ferry	0	0.0
Employer shuttle	0	0.0
Vanpool	0	0.0
Carpool	8	8.2
Compressed workweek day off	0	0.0
Uber/Lyft/Taxi	0	0.0
Drive alone	57	58.8
Motorcycle	0	0.0
Other	0	0.0
Total	97	100.0

Weekly Commute Modes Selected



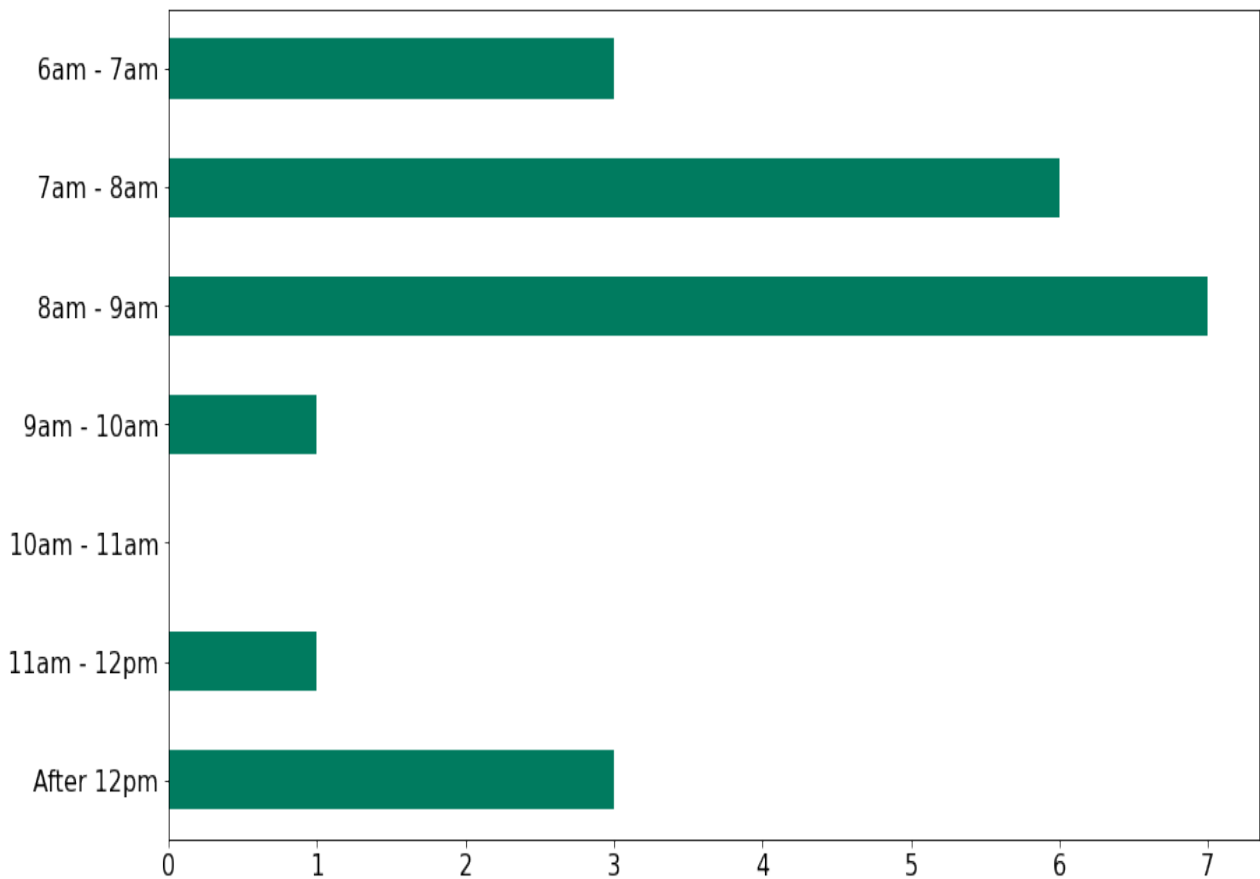
	Monday	Tuesday	Wednesday	Thursday	Friday	Saturday	Sunday
Work from home	7	5	7	6	5	0	0
Walk	0	0	0	0	0	0	0
Bike	1	0	0	0	1	0	0
Bus	0	0	0	0	0	0	0
Train/ Light rail/ Streetcar	0	0	0	0	0	0	0
Drove to ferry	0	0	0	0	0	0	0
Walk to ferry	0	0	0	0	0	0	0
Employer shuttle	0	0	0	0	0	0	0
Vanpool	0	0	0	0	0	0	0
Carpool	1	2	2	2	1	0	0
Uber/ Lyft/ Taxi	0	0	0	0	0	0	0
Drive alone	11	11	11	11	12	1	0
Motorcycle	0	0	0	0	0	0	0
Other	0	0	0	0	0	0	0

*Compressed workweek day off total is calculated from Question 1 - Work schedule. Therefore, it is not possible to show in daily distribution.



When do you typically arrive at work?

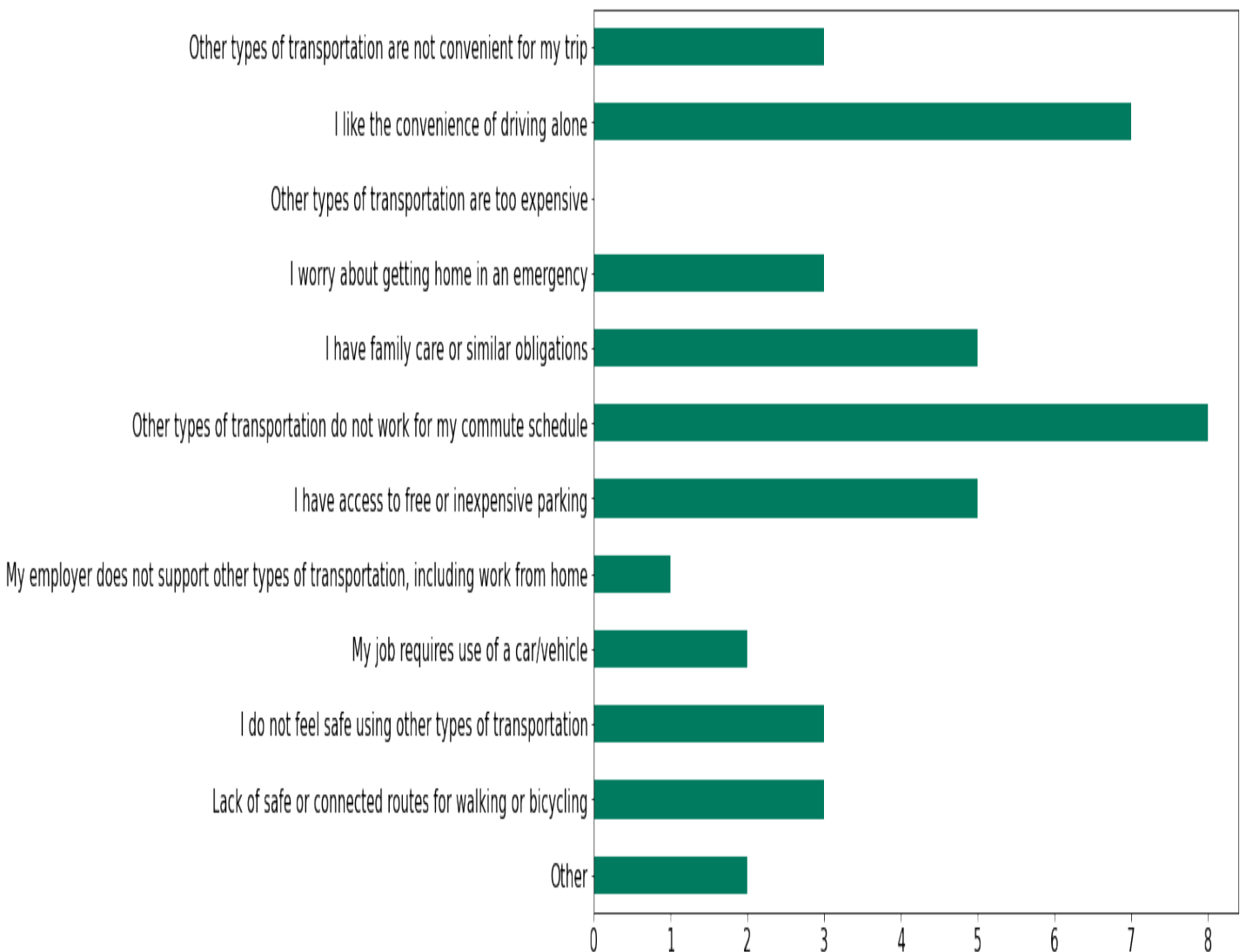
	Total Responses	Percentage of Respondents
6am - 7am	3	14.3
7am - 8am	6	28.6
8am - 9am	7	33.3
9am - 10am	1	4.8
10am - 11am	0	0.0
11am - 12pm	1	4.8
After 12pm	3	14.3



Why do you drive alone to work (when you choose this option)?

Total Responses

Other types of transportation are not convenient for my trip	3
I like the convenience of driving alone	7
Other types of transportation are too expensive	0
I worry about getting home in an emergency	3
I have family care or similar obligations	5
Other types of transportation do not work for my commute schedule	8
I have access to free or inexpensive parking	5
My employer does not support other types of transportation, including work from home	1
My job requires use of a car/vehicle	2
I do not feel safe using other types of transportation	3
Lack of safe or connected routes for walking or bicycling	3
Other	2



Would any of the following options make you consider not driving alone to work?

Total Responses

Bus/train/ferry benefits	3
Employer shuttle access	3
Flexible schedules/ work from home options	10
Incentives for biking or walking	7
Secure bike parking, showers, lockers, etc.	4
Carpool/vanpool ride matching or subsidy	1
Guaranteed ride home	3
Dedicated carpool/HOV parking spaces	2
Other	3

