

WA State Utilities and Transportation Commission Headquarters

CTR ID: E11221

Survey summary

Survey dates from 10/28/2021 to 11/16/2021

Total responses: 78

Total employees: 152

Response rate: 51.3%

Meets threshold of 95 percent confidence level +/- 5 percent: No

Vehicle Miles of Travel (VMT) per employee: 1.0

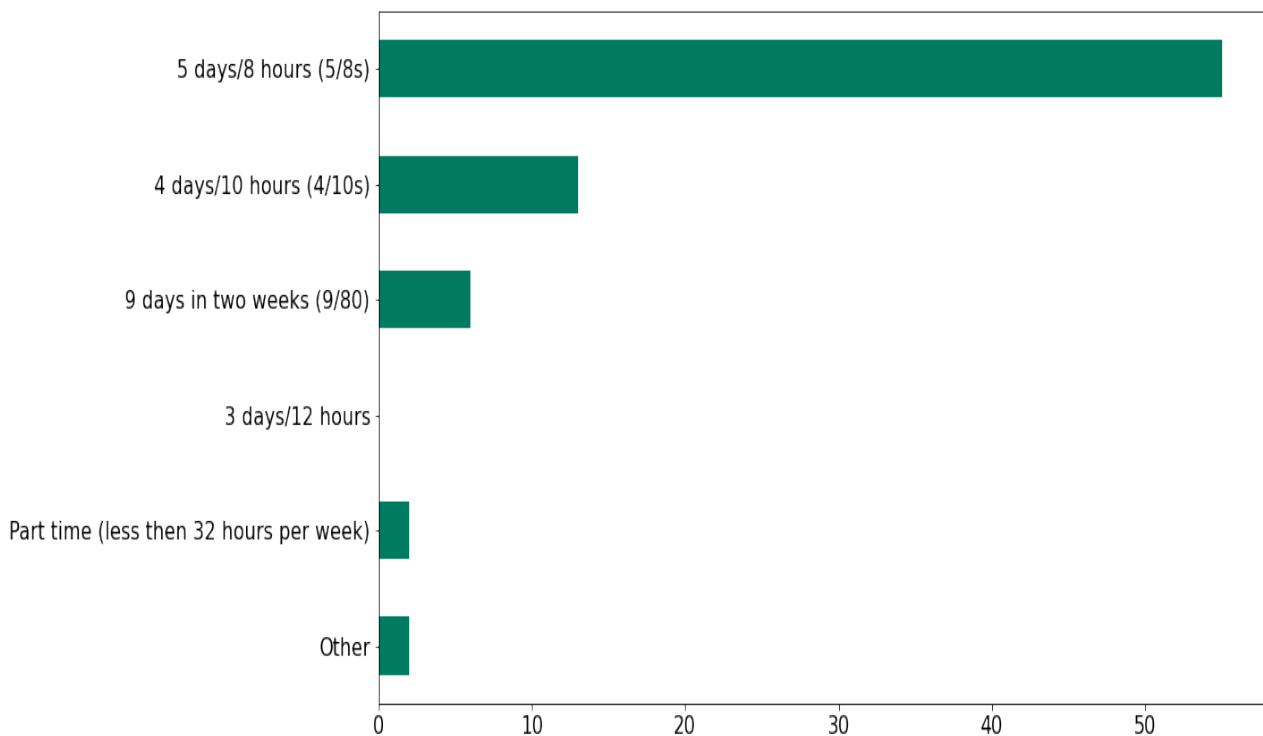
Non Drive Alone Trip (NDAT) rate: 93.0%

Total Annual Greenhouse Gas Emissions - All Employees (Metric Ton CO₂e): 31.9

Daily Greenhouse Gas Emissions per Employees (Pounds) Roundtrip: 1.8

Which of the following best describes your work schedule?

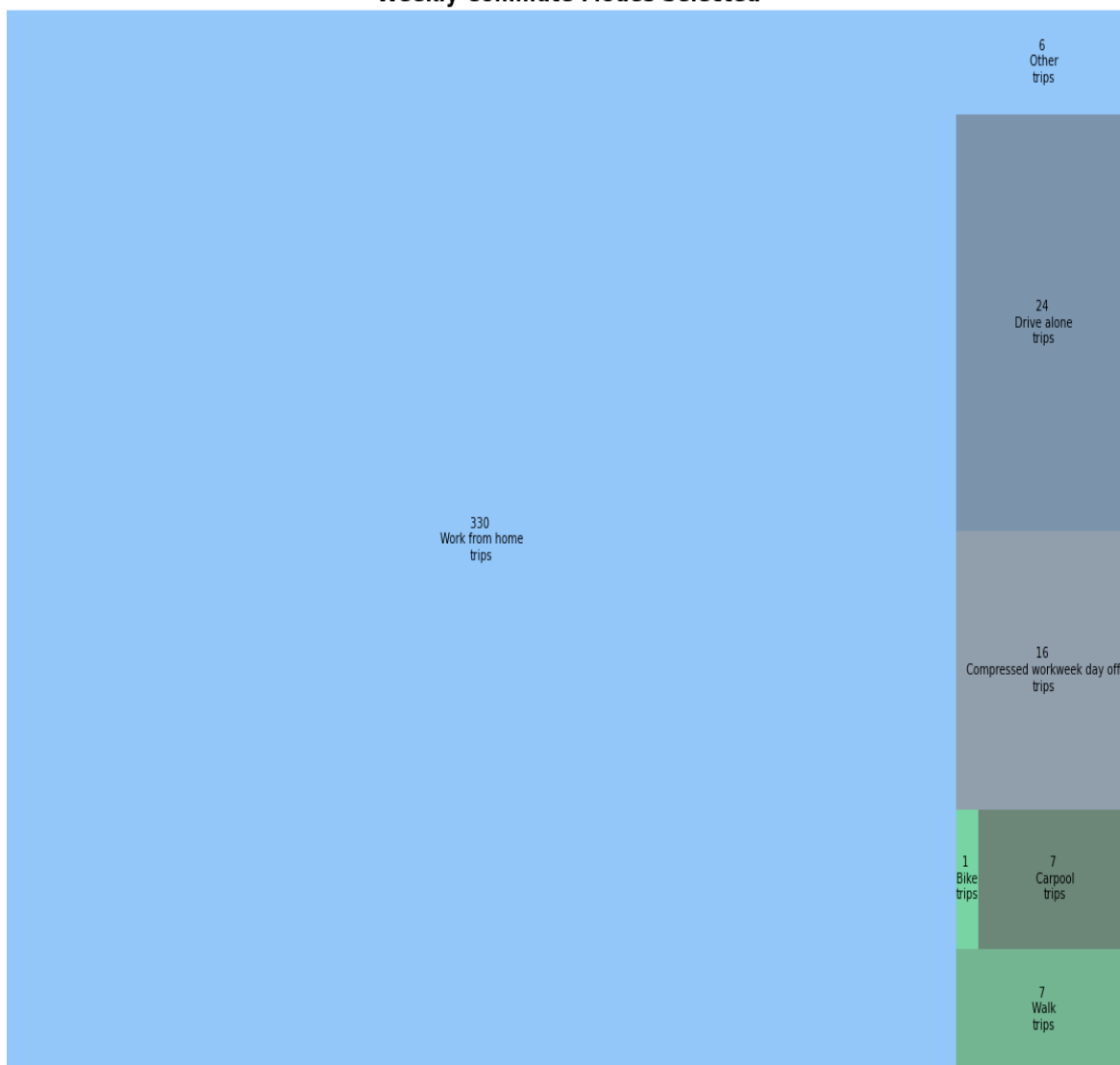
	Total Responses	Percentage of Respondents
5 days/8 hours (5/8s)	55	70.5
4 days/10 hours (4/10s)	13	16.7
9 days in two weeks (9/80)	6	7.7
3 days/12 hours	0	0.0
Part time (less than 32 hours per week)	2	2.6
Other	2	2.6
Total	78	100.0



During a typical week, how do you get to work each day?

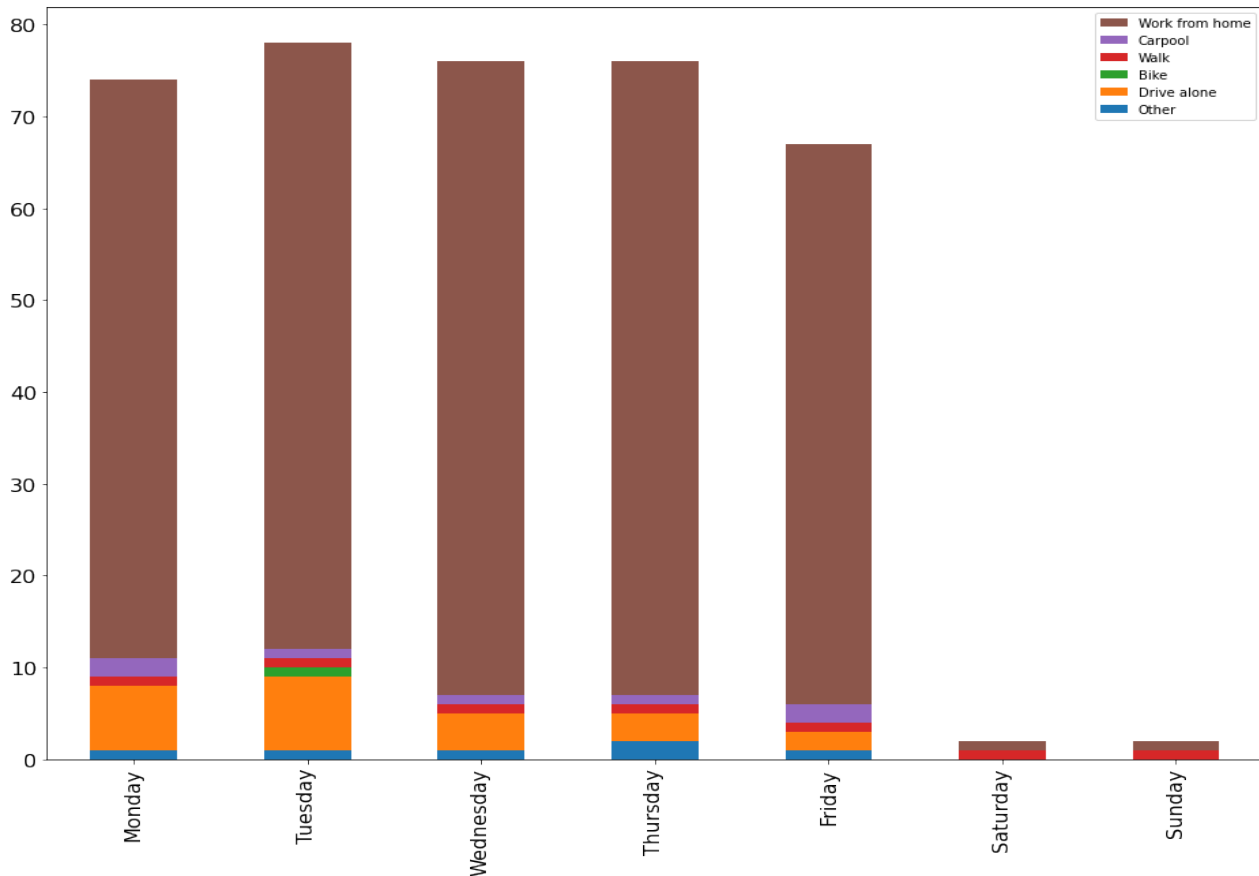
	Total Weekly Trips	Percent of Weekly Trips
Work from home	330	84.4
Walk	7	1.8
Bike	1	0.3
Bus	0	0.0
Train/ Light rail/Streetcar	0	0.0
Drove to ferry	0	0.0
Walk to ferry	0	0.0
Employer shuttle	0	0.0
Vanpool	0	0.0
Carpool	7	1.8
Compressed workweek day off	16	4.1
Uber/Lyft/Taxi	0	0.0
Drive alone	24	6.1
Motorcycle	0	0.0
Other	6	1.5
Total	391	100.0

Weekly Commute Modes Selected



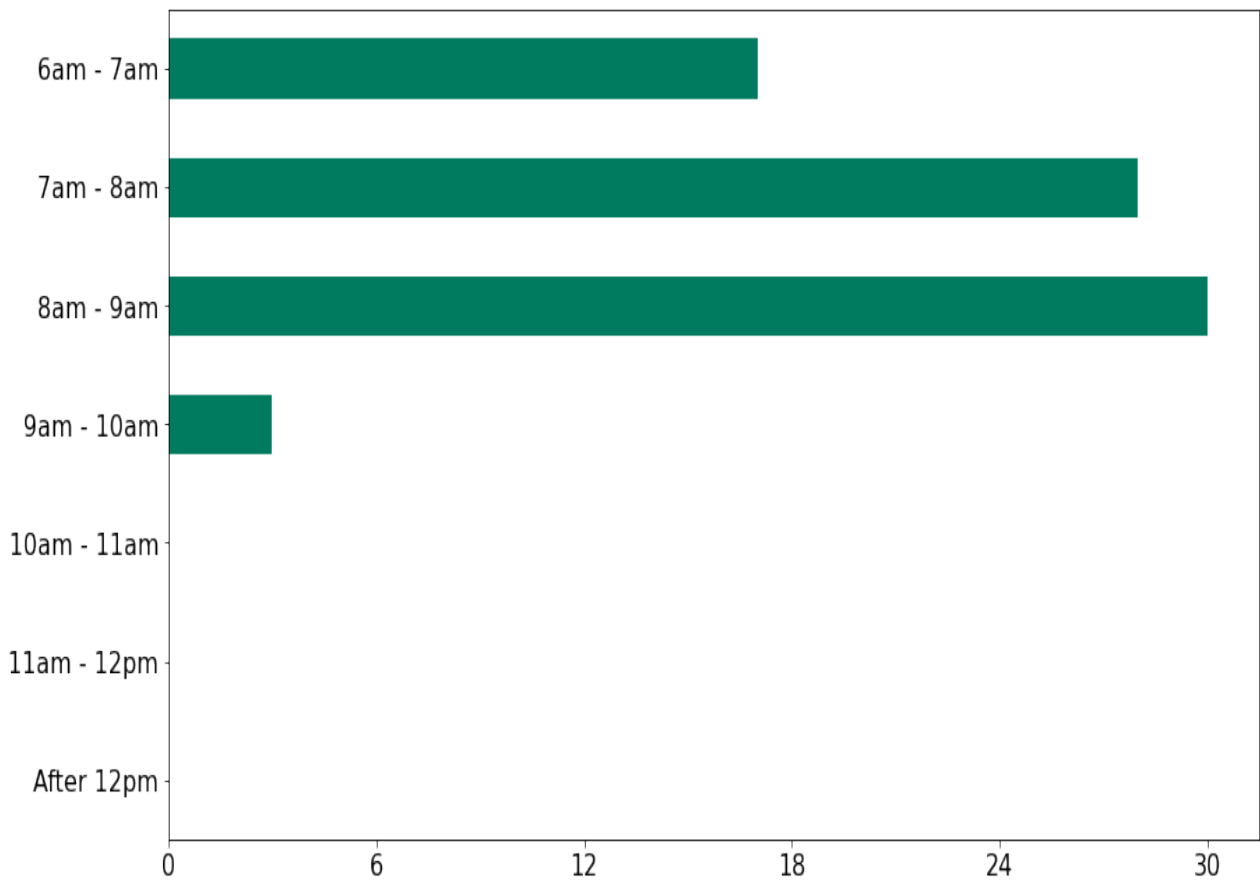
	Monday	Tuesday	Wednesday	Thursday	Friday	Saturday	Sunday
Work from home	63	66	69	69	61	1	1
Walk	1	1	1	1	1	1	1
Bike	0	1	0	0	0	0	0
Bus	0	0	0	0	0	0	0
Train/ Light rail/ Streetcar	0	0	0	0	0	0	0
Drove to ferry	0	0	0	0	0	0	0
Walk to ferry	0	0	0	0	0	0	0
Employer shuttle	0	0	0	0	0	0	0
Vanpool	0	0	0	0	0	0	0
Carpool	2	1	1	1	2	0	0
Uber/Lyft/Taxi	0	0	0	0	0	0	0
Drive alone	7	8	4	3	2	0	0
Motorcycle	0	0	0	0	0	0	0
Other	1	1	1	2	1	0	0

*Compressed workweek day off total is calculated from Question 1 - Work schedule. Therefore, it is not possible to show in daily distribution.



When do you typically arrive at work?

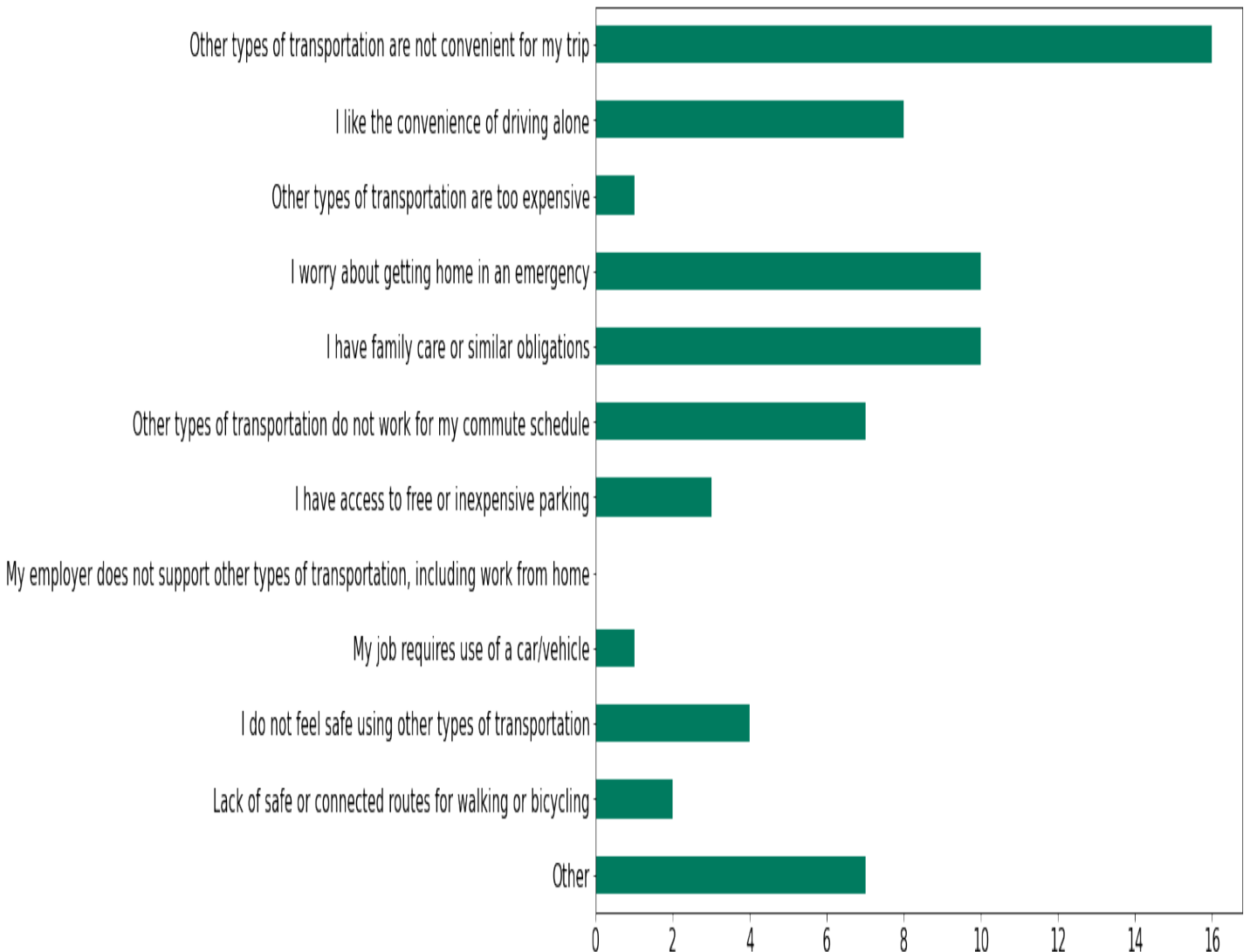
	Total Responses	Percentage of Respondents
6am - 7am	17	21.8
7am - 8am	28	35.9
8am - 9am	30	38.5
9am - 10am	3	3.8
10am - 11am	0	0.0
11am - 12pm	0	0.0
After 12pm	0	0.0



Why do you drive alone to work (when you choose this option)?

Total Responses

Other types of transportation are not convenient for my trip	16
I like the convenience of driving alone	8
Other types of transportation are too expensive	1
I worry about getting home in an emergency	10
I have family care or similar obligations	10
Other types of transportation do not work for my commute schedule	7
I have access to free or inexpensive parking	3
My employer does not support other types of transportation, including work from home	0
My job requires use of a car/vehicle	1
I do not feel safe using other types of transportation	4
Lack of safe or connected routes for walking or bicycling	2
Other	7



Would any of the following options make you consider not driving alone to work?

Total Responses

Bus/train/ferry benefits	2
Employer shuttle access	3
Flexible schedules/ work from home options	14
Incentives for biking or walking	4
Secure bike parking, showers, lockers, etc.	4
Carpool/vanpool ride matching or subsidy	6
Guaranteed ride home	4
Dedicated carpool/HOV parking spaces	3
Other	1

