

City of Lacey

City Hall/Operations

CTR ID: E11056

Survey summary

Survey dates from 11/02/2021 to 12/16/2021

Total responses: 151

Total employees: 390

Response rate: 38.7%

Meets threshold of 95 percent confidence level +/- 5 percent: No

Vehicle Miles of Travel (VMT) per employee: 8.7

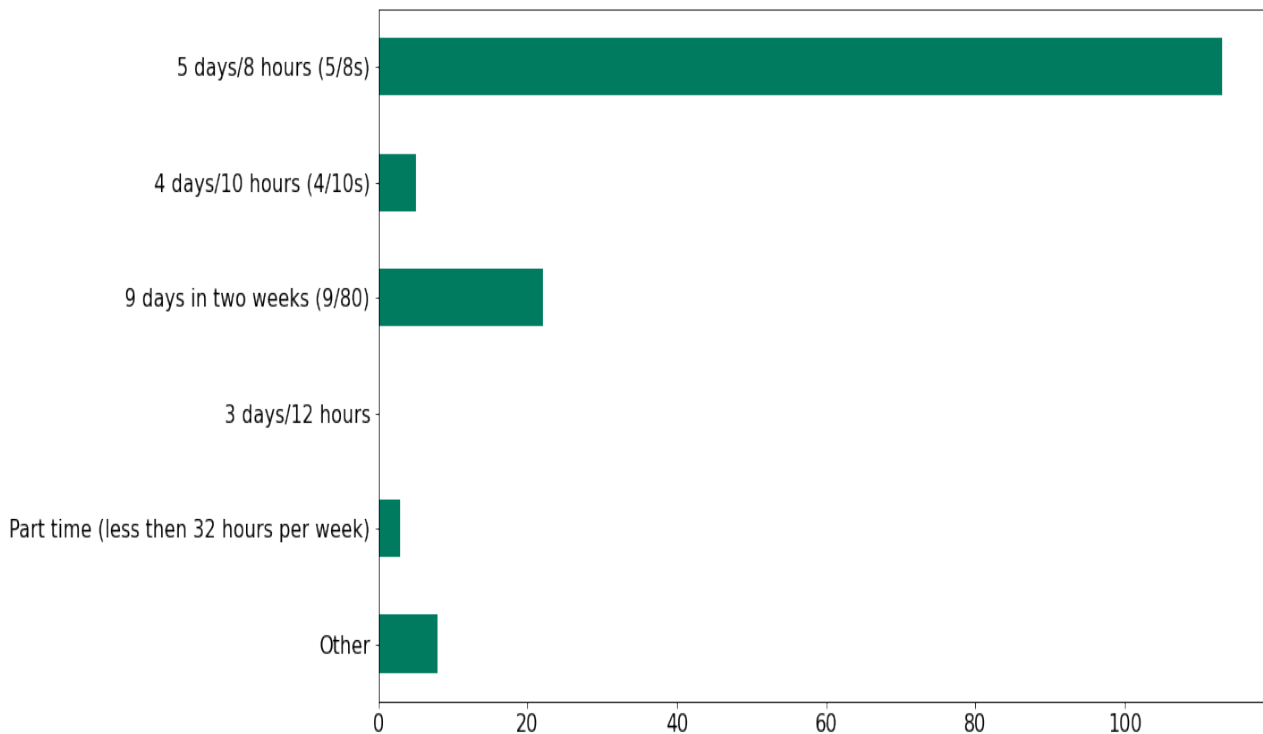
Non Drive Alone Trip (NDAT) rate: 16.8%

Total Annual Greenhouse Gas Emissions - All Employees (Metric Ton CO₂e): 728.2

Daily Greenhouse Gas Emissions per Employees (Pounds) Roundtrip: 16.1

Which of the following best describes your work schedule?


	Total Responses	Percentage of Respondents
5 days/8 hours (5/8s)	113	74.8
4 days/10 hours (4/10s)	5	3.3
9 days in two weeks (9/80)	22	14.6
3 days/12 hours	0	0.0
Part time (less than 32 hours per week)	3	2.0
Other	8	5.3
Total	151	99.0



During a typical week, how do you get to work each day?

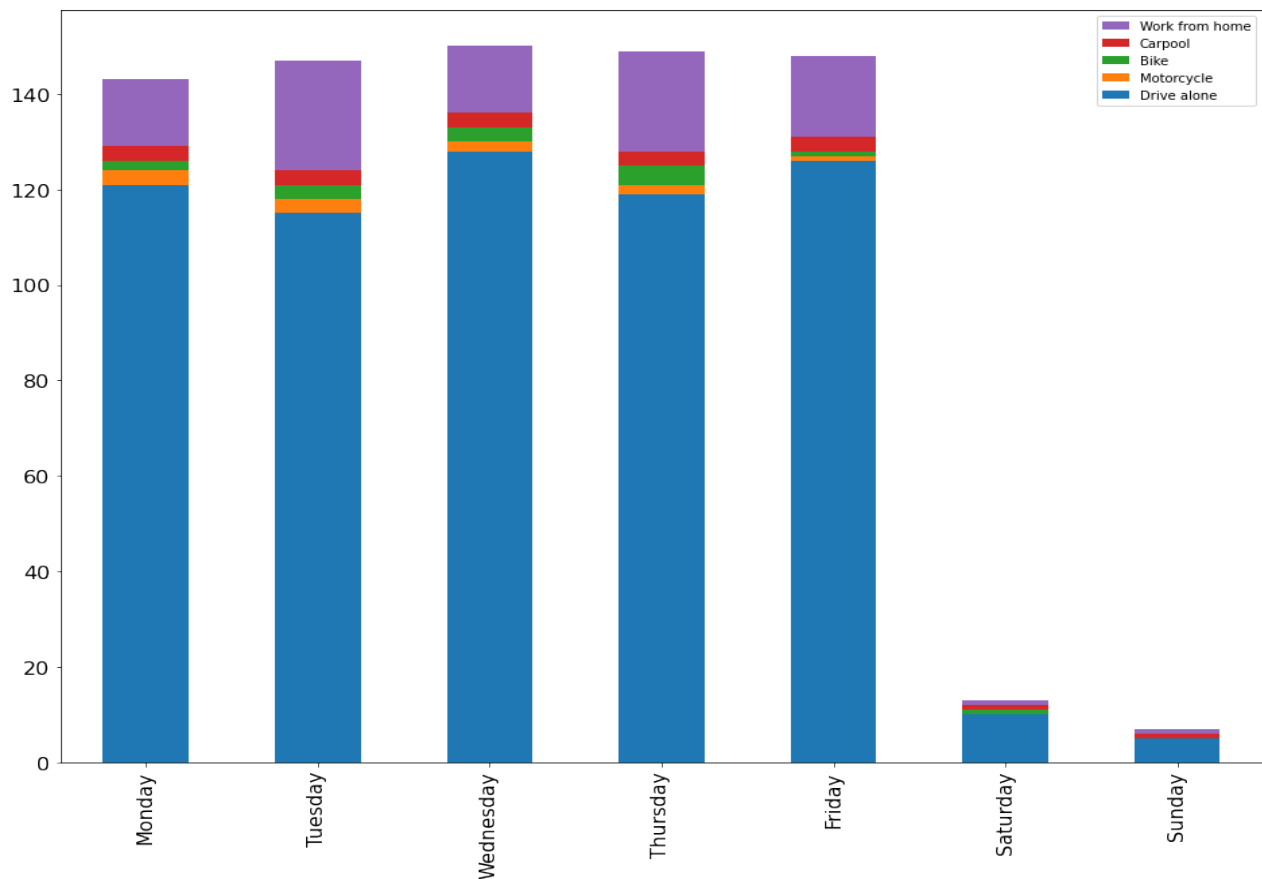
	Total Weekly Trips	Percent of Weekly Trips
Work from home	91	11.8
Walk	0	0.0
Bike	14	1.8
Bus	0	0.0
Train/ Light rail/Streetcar	0	0.0
Drove to ferry	0	0.0
Walk to ferry	0	0.0
Employer shuttle	0	0.0
Vanpool	0	0.0
Carpool	17	2.2
Compressed workweek day off	16	2.1
Uber/Lyft/Taxi	0	0.0
Drive alone	624	80.7
Motorcycle	11	1.4
Other	0	0.0
Total	773	100.0

Weekly Commute Modes Selected



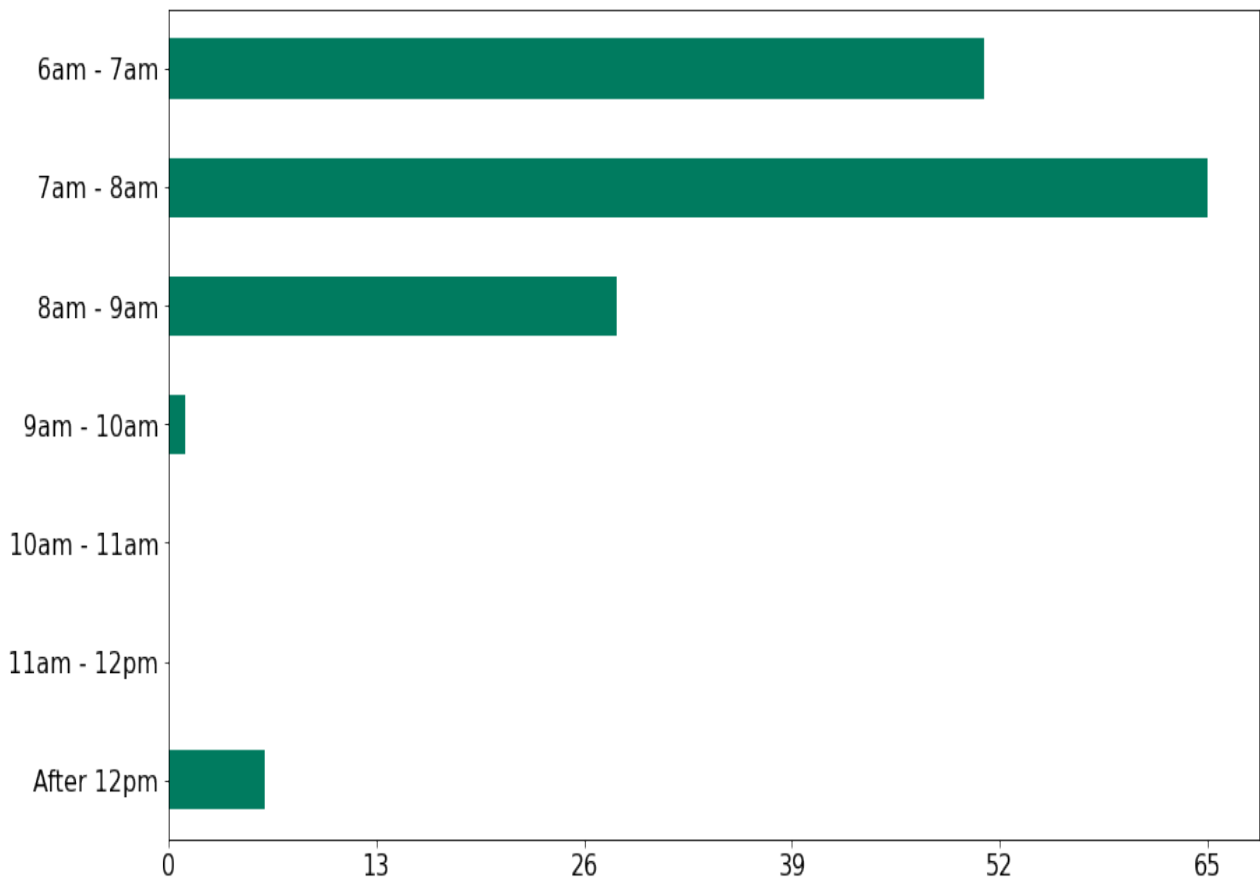
	Monday	Tuesday	Wednesday	Thursday	Friday	Saturday	Sunday
Work from home	14	23	14	21	17	1	1
Walk	0	0	0	0	0	0	0
Bike	2	3	3	4	1	1	0
Bus	0	0	0	0	0	0	0
Train/ Light rail/ Streetcar	0	0	0	0	0	0	0
Drove to ferry	0	0	0	0	0	0	0
Walk to ferry	0	0	0	0	0	0	0
Employer shuttle	0	0	0	0	0	0	0
Vanpool	0	0	0	0	0	0	0
Carpool	3	3	3	3	3	1	1
Uber/ Lyft/ Taxi	0	0	0	0	0	0	0
Drive alone	121	115	128	119	126	10	5
Motorcycle	3	3	2	2	1	0	0
Other	0	0	0	0	0	0	0

*Compressed workweek day off total is calculated from Question 1 - Work schedule. Therefore, it is not possible to show in daily distribution.



When do you typically arrive at work?

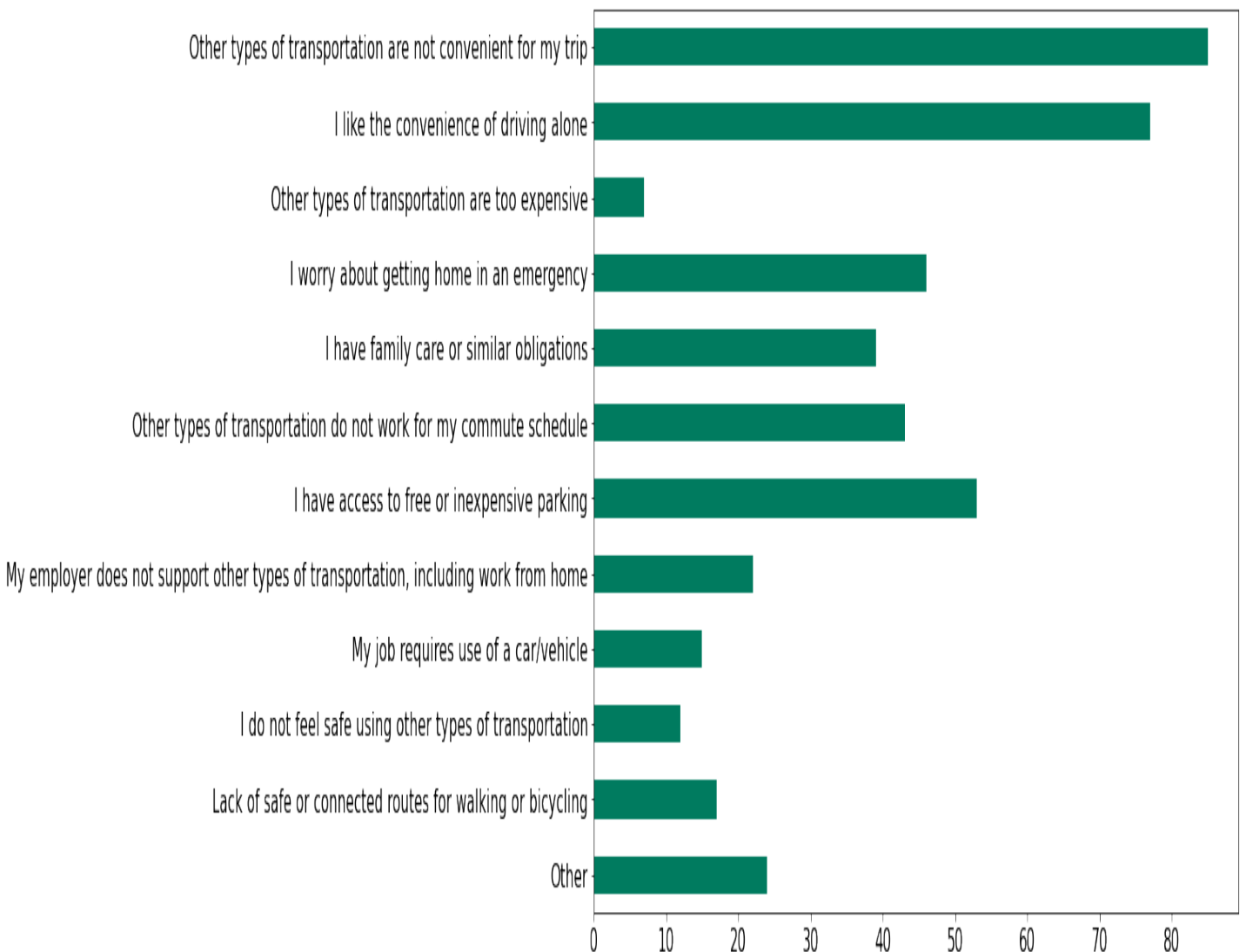
	Total Responses	Percentage of Respondents
6am - 7am	51	33.8
7am - 8am	65	43.0
8am - 9am	28	18.5
9am - 10am	1	0.7
10am - 11am	0	0.0
11am - 12pm	0	0.0
After 12pm	6	4.0



Why do you drive alone to work (when you choose this option)?

Total Responses

Other types of transportation are not convenient for my trip	85
I like the convenience of driving alone	77
Other types of transportation are too expensive	7
I worry about getting home in an emergency	46
I have family care or similar obligations	39
Other types of transportation do not work for my commute schedule	43
I have access to free or inexpensive parking	53
My employer does not support other types of transportation, including work from home	22
My job requires use of a car/vehicle	15
I do not feel safe using other types of transportation	12
Lack of safe or connected routes for walking or bicycling	17
Other	24



Would any of the following options make you consider not driving alone to work?

Total Responses

Bus/train/ferry benefits	8
Employer shuttle access	20
Flexible schedules/ work from home options	49
Incentives for biking or walking	20
Secure bike parking, showers, lockers, etc.	8
Carpool/vanpool ride matching or subsidy	16
Guaranteed ride home	19
Dedicated carpool/HOV parking spaces	4
Other	11

