

WA State Dept. of Labor & Industries

Headquarters

CTR ID: E11007

Survey summary

Survey dates from 11/02/2021 to 11/03/2021

Total responses: 8

Total employees: 1815

Response rate: 0.4%

Meets threshold of 95 percent confidence level +/- 5 percent: No

Vehicle Miles of Travel (VMT) per employee: 2.4

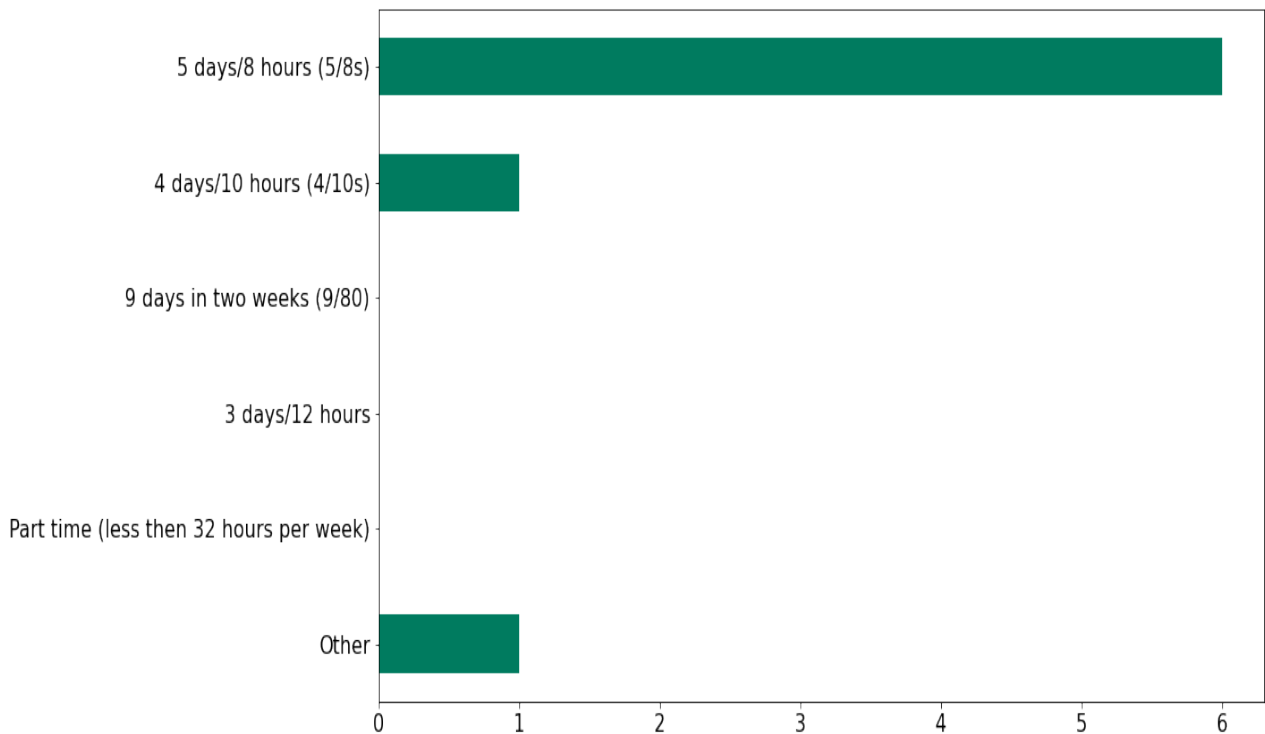
Non Drive Alone Trip (NDAT) rate: 67.4%

Total Annual Greenhouse Gas Emissions - All Employees (Metric Ton CO₂e): 1049.9

Daily Greenhouse Gas Emissions per Employees (Pounds) Roundtrip: 4.4

Which of the following best describes your work schedule?


	Total Responses	Percentage of Respondents
5 days/8 hours (5/8s)	6	75.0
4 days/10 hours (4/10s)	1	12.5
9 days in two weeks (9/80)	0	0.0
3 days/12 hours	0	0.0
Part time (less than 32 hours per week)	0	0.0
Other	1	12.5
Total	8	100.0



During a typical week, how do you get to work each day?

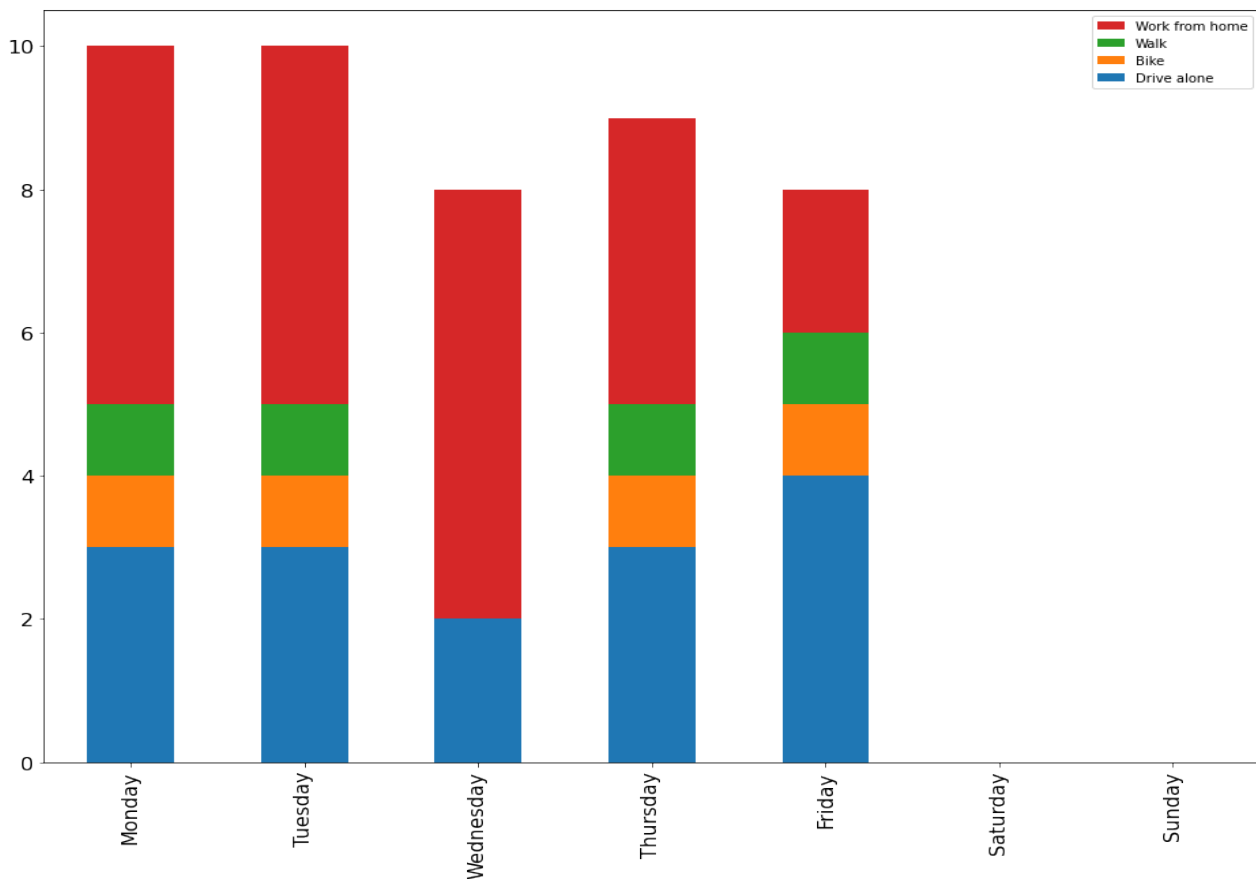
	Total Weekly Trips	Percent of Weekly Trips
Work from home	22	47.8
Walk	4	8.7
Bike	4	8.7
Bus	0	0.0
Train/ Light rail/Streetcar	0	0.0
Drove to ferry	0	0.0
Walk to ferry	0	0.0
Employer shuttle	0	0.0
Vanpool	0	0.0
Carpool	0	0.0
Compressed workweek day off	1	2.2
Uber/Lyft/Taxi	0	0.0
Drive alone	15	32.6
Motorcycle	0	0.0
Other	0	0.0
Total	46	100.0

Weekly Commute Modes Selected



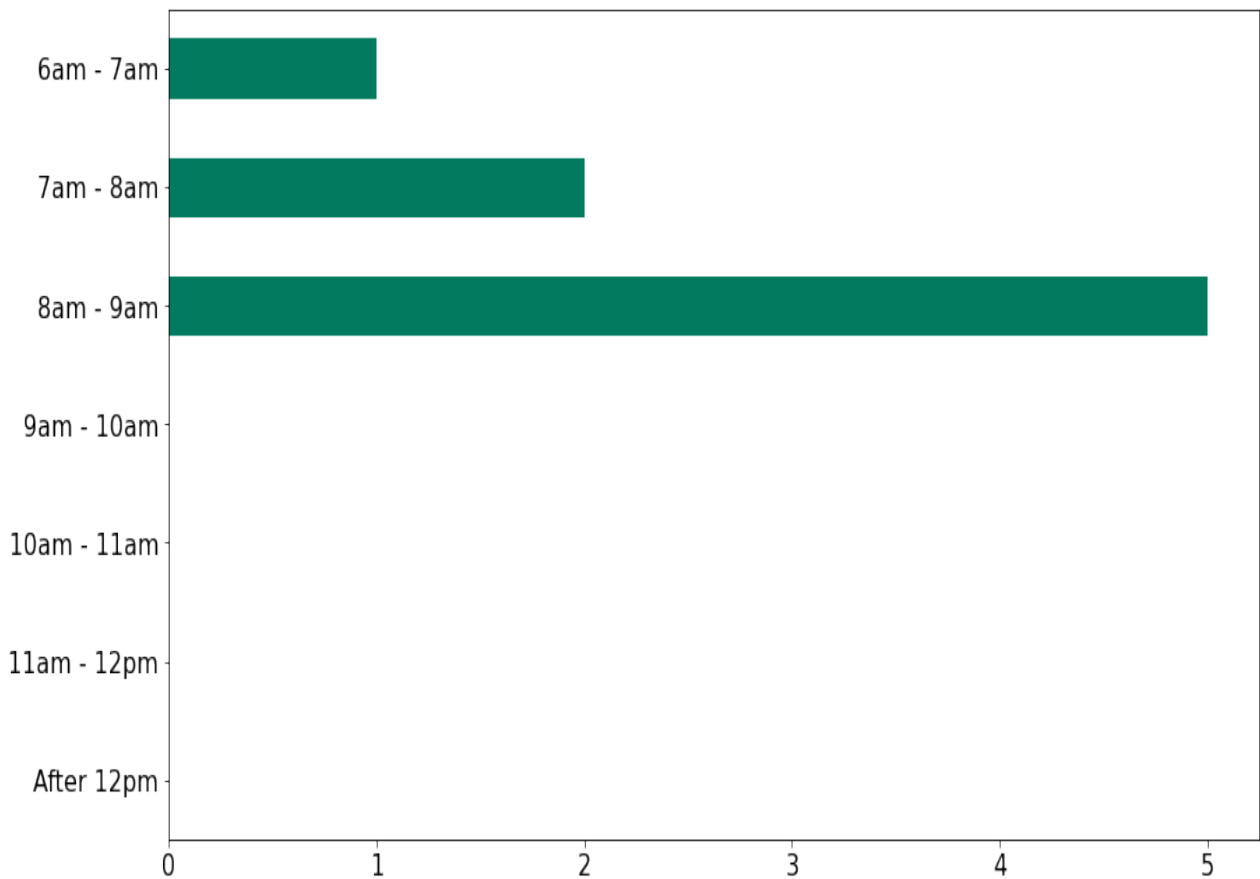
	Monday	Tuesday	Wednesday	Thursday	Friday	Saturday	Sunday
Work from home	5	5	6	4	2	0	0
Walk	1	1	0	1	1	0	0
Bike	1	1	0	1	1	0	0
Bus	0	0	0	0	0	0	0
Train/ Light rail/ Streetcar	0	0	0	0	0	0	0
Drove to ferry	0	0	0	0	0	0	0
Walk to ferry	0	0	0	0	0	0	0
Employer shuttle	0	0	0	0	0	0	0
Vanpool	0	0	0	0	0	0	0
Carpool	0	0	0	0	0	0	0
Uber/Lyft/Taxi	0	0	0	0	0	0	0
Drive alone	3	3	2	3	4	0	0
Motorcycle	0	0	0	0	0	0	0
Other	0	0	0	0	0	0	0

*Compressed workweek day off total is calculated from Question 1 - Work schedule. Therefore, it is not possible to show in daily distribution.



When do you typically arrive at work?

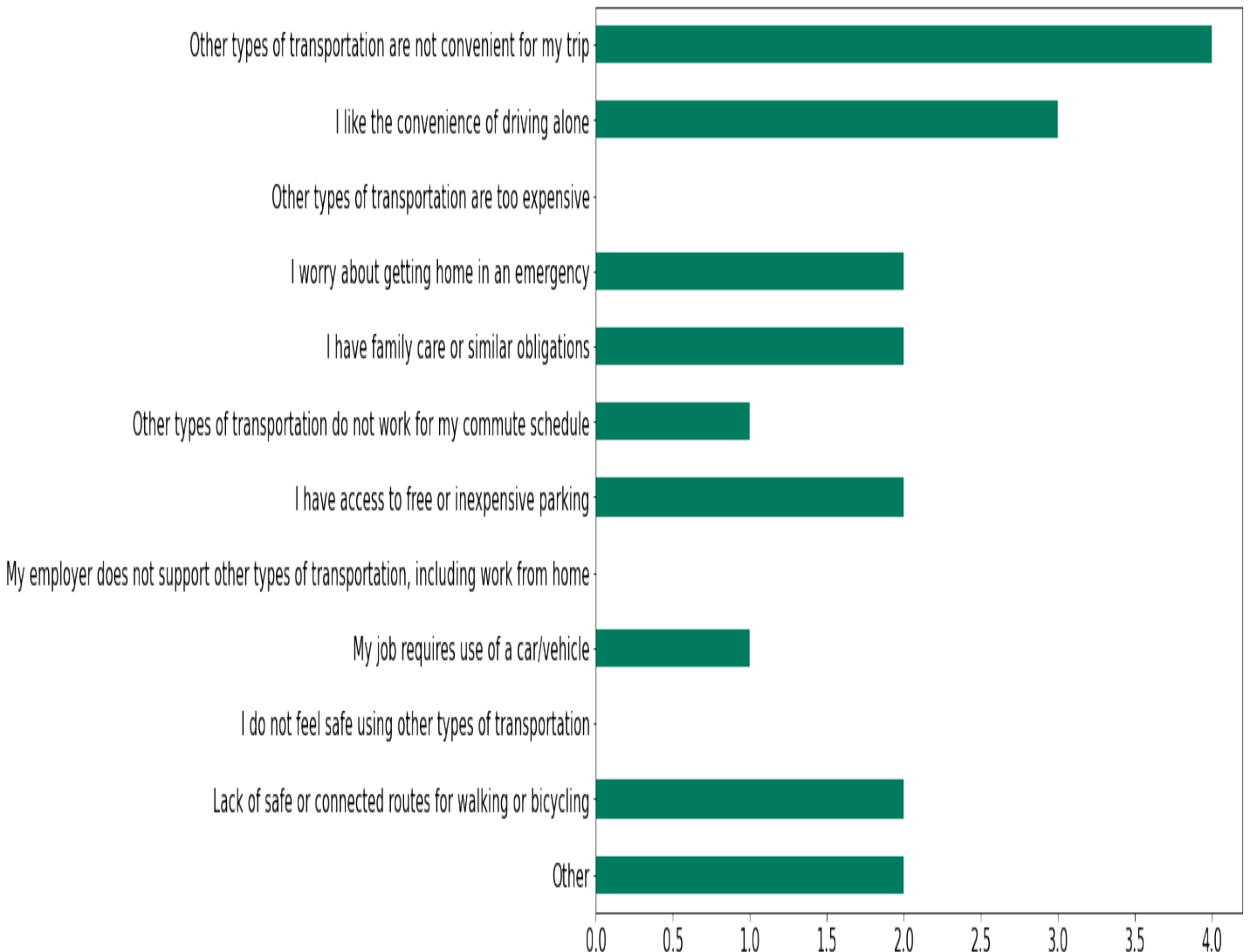
	Total Responses	Percentage of Respondents
6am - 7am	1	12.5
7am - 8am	2	25.0
8am - 9am	5	62.5
9am - 10am	0	0.0
10am - 11am	0	0.0
11am - 12pm	0	0.0
After 12pm	0	0.0



Why do you drive alone to work (when you choose this option)?

Total Responses

Other types of transportation are not convenient for my trip	4
I like the convenience of driving alone	3
Other types of transportation are too expensive	0
I worry about getting home in an emergency	2
I have family care or similar obligations	2
Other types of transportation do not work for my commute schedule	1
I have access to free or inexpensive parking	2
My employer does not support other types of transportation, including work from home	0
My job requires use of a car/vehicle	1
I do not feel safe using other types of transportation	0
Lack of safe or connected routes for walking or bicycling	2
Other	2



Would any of the following options make you consider not driving alone to work?

Total Responses

Bus/train/ferry benefits	1
Employer shuttle access	1
Flexible schedules/ work from home options	2
Incentives for biking or walking	1
Secure bike parking, showers, lockers, etc.	1
Carpool/vanpool ride matching or subsidy	1
Guaranteed ride home	2
Dedicated carpool/HOV parking spaces	0
Other	3

