

WA State Office of Attorney General

Bristol Court

CTR ID: E10652

Survey summary

Survey dates from 11/02/2021 to 11/12/2021

Total responses: 86

Total employees: 115

Response rate: 74.8%

Meets threshold of 95 percent confidence level +/- 5 percent: No

Vehicle Miles of Travel (VMT) per employee: 4.7

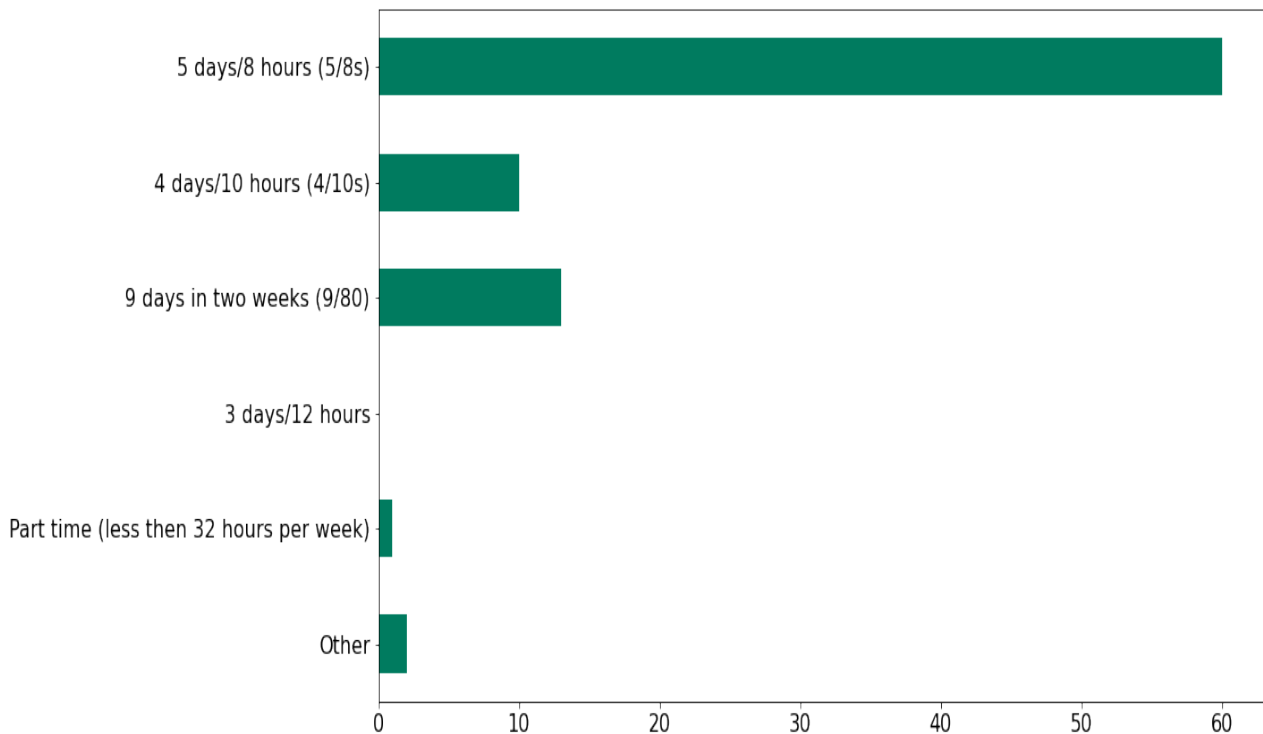
Non Drive Alone Trip (NDAT) rate: 73.5%

Total Annual Greenhouse Gas Emissions - All Employees (Metric Ton CO₂e): 115.3

Daily Greenhouse Gas Emissions per Employees (Pounds) Roundtrip: 8.7

Which of the following best describes your work schedule?


	Total Responses	Percentage of Respondents
5 days/8 hours (5/8s)	60	69.8
4 days/10 hours (4/10s)	10	11.6
9 days in two weeks (9/80)	13	15.1
3 days/12 hours	0	0.0
Part time (less then 32 hours per week)	1	1.2
Other	2	2.3
Total	86	99.0



During a typical week, how do you get to work each day?

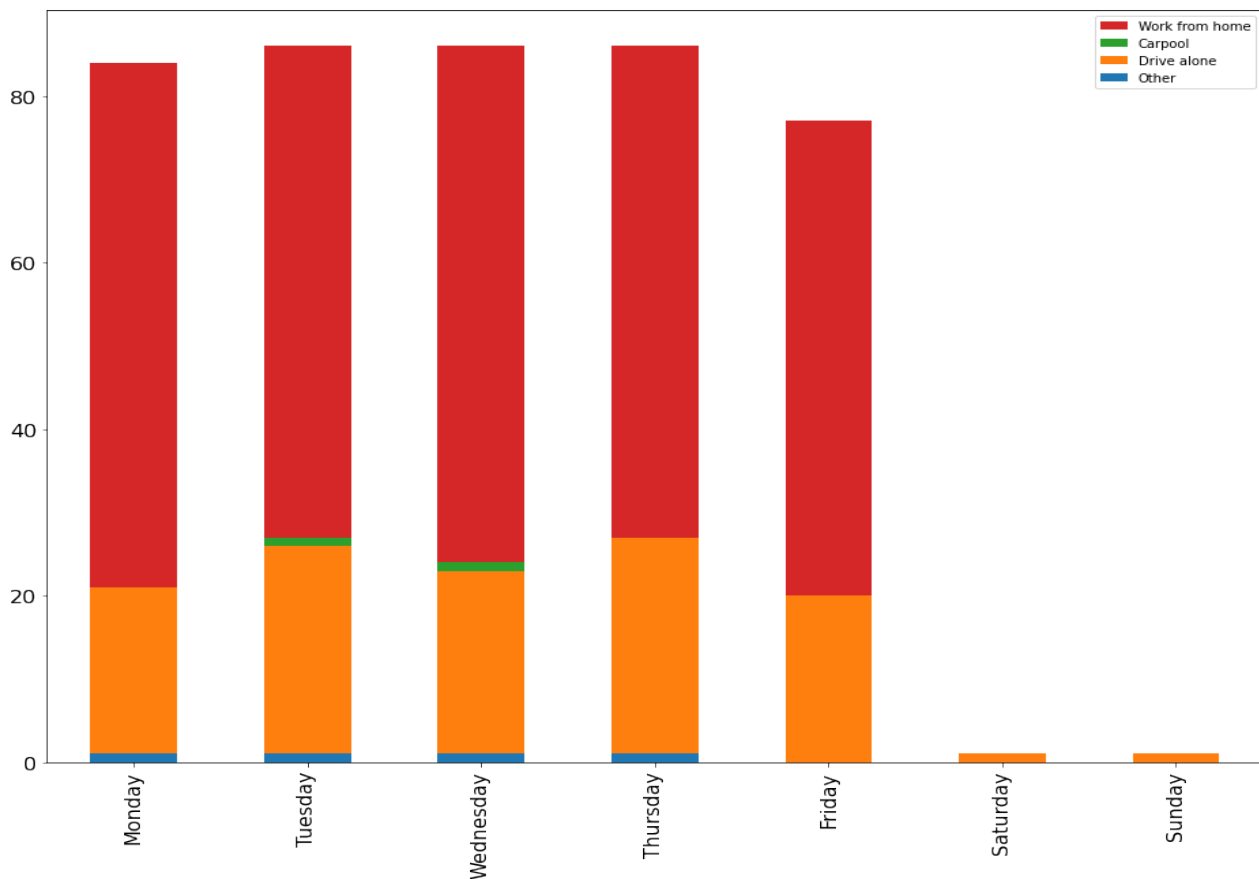
	Total Weekly Trips	Percent of Weekly Trips
Work from home	300	68.6
Walk	0	0.0
Bike	0	0.0
Bus	0	0.0
Train/ Light rail/Streetcar	0	0.0
Drove to ferry	0	0.0
Walk to ferry	0	0.0
Employer shuttle	0	0.0
Vanpool	0	0.0
Carpool	2	0.5
Compressed workweek day off	16	3.7
Uber/Lyft/Taxi	0	0.0
Drive alone	115	26.3
Motorcycle	0	0.0
Other	4	0.9
Total	437	100.0

Weekly Commute Modes Selected



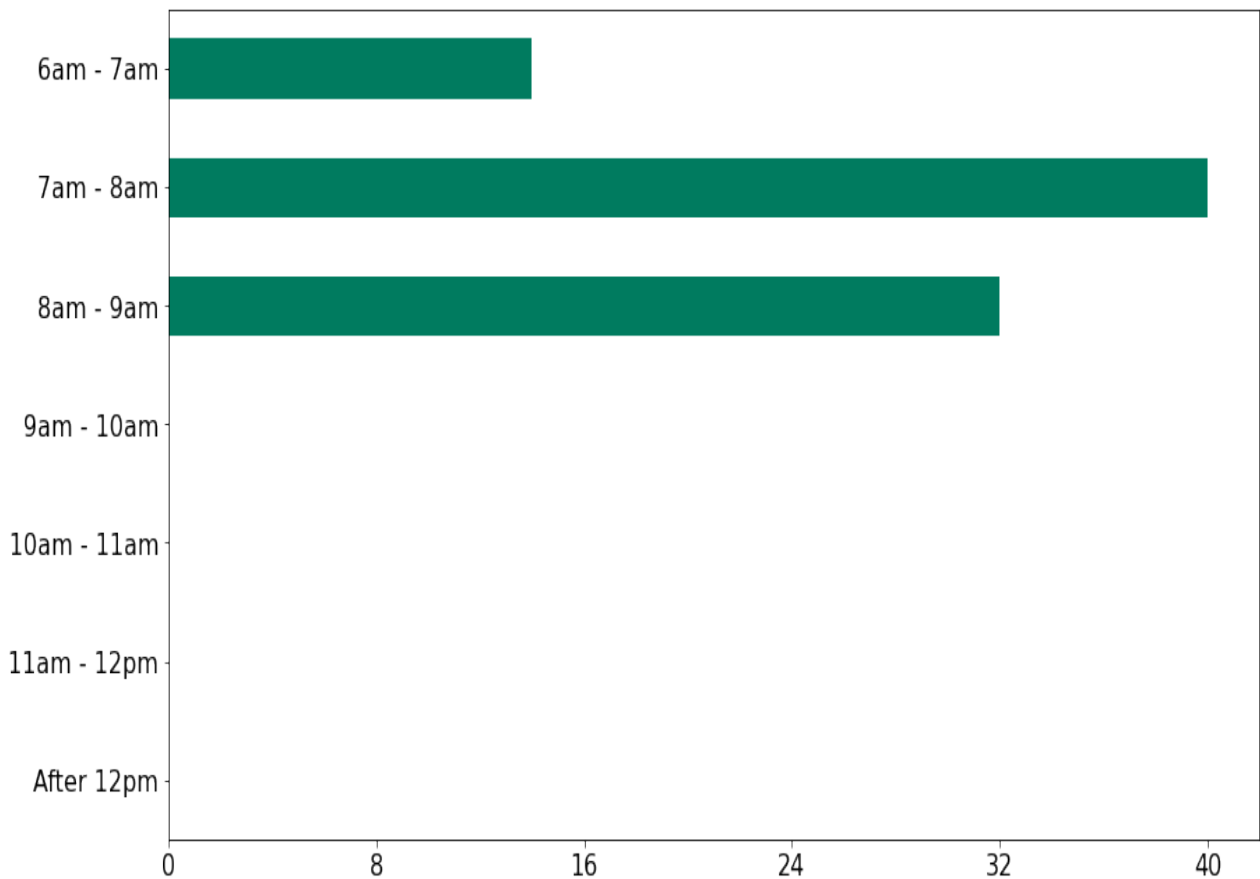
	Monday	Tuesday	Wednesday	Thursday	Friday	Saturday	Sunday
Work from home	63	59	62	59	57	0	0
Walk	0	0	0	0	0	0	0
Bike	0	0	0	0	0	0	0
Bus	0	0	0	0	0	0	0
Train/ Light rail/ Streetcar	0	0	0	0	0	0	0
Drove to ferry	0	0	0	0	0	0	0
Walk to ferry	0	0	0	0	0	0	0
Employer shuttle	0	0	0	0	0	0	0
Vanpool	0	0	0	0	0	0	0
Carpool	0	1	1	0	0	0	0
Uber/Lyft/Taxi	0	0	0	0	0	0	0
Drive alone	20	25	22	26	20	1	1
Motorcycle	0	0	0	0	0	0	0
Other	1	1	1	1	0	0	0

*Compressed workweek day off total is calculated from Question 1 - Work schedule. Therefore, it is not possible to show in daily distribution.



When do you typically arrive at work?

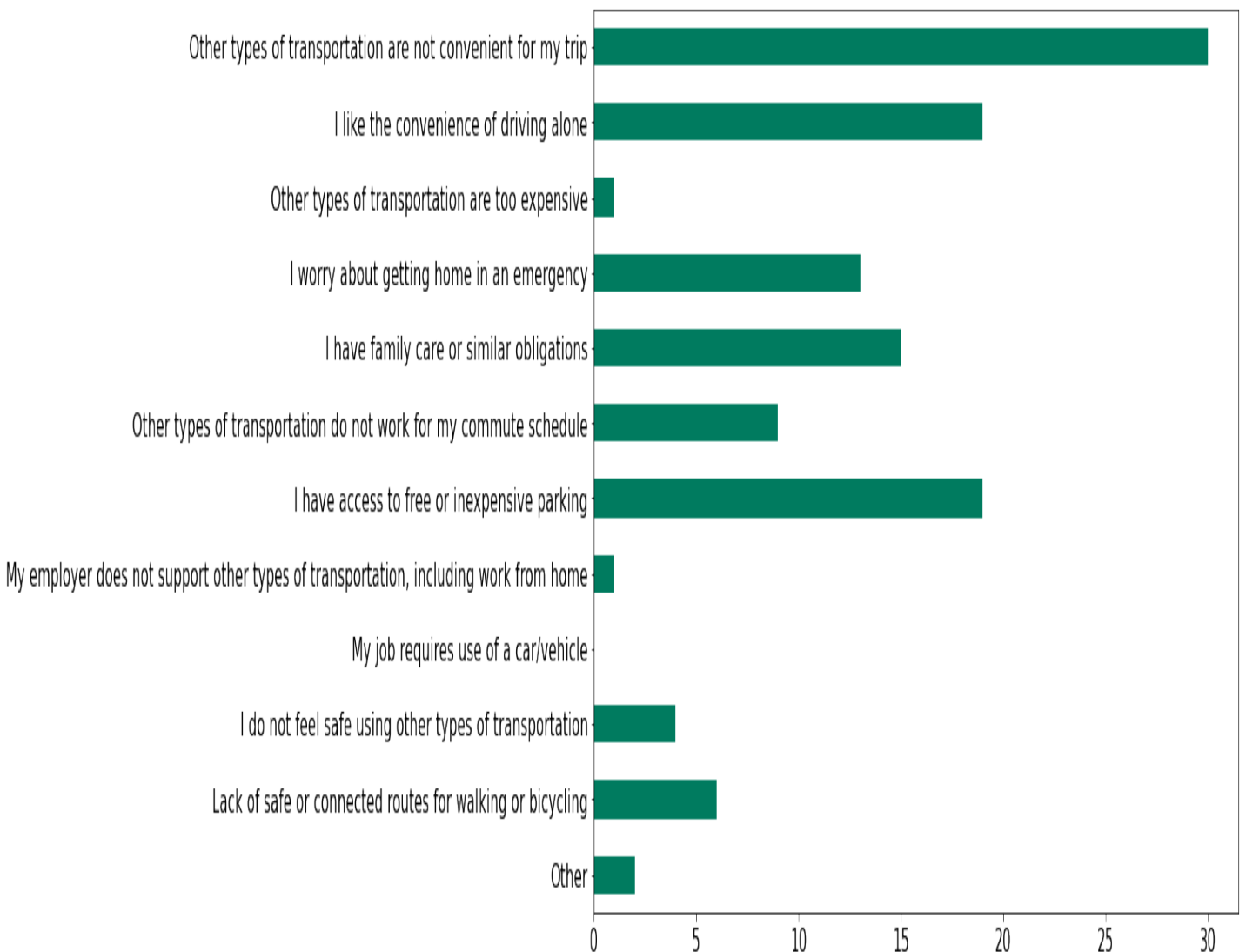
	Total Responses	Percentage of Respondents
6am - 7am	14	16.3
7am - 8am	40	46.5
8am - 9am	32	37.2
9am - 10am	0	0.0
10am - 11am	0	0.0
11am - 12pm	0	0.0
After 12pm	0	0.0



Why do you drive alone to work (when you choose this option)?

Total Responses

Other types of transportation are not convenient for my trip	30
I like the convenience of driving alone	19
Other types of transportation are too expensive	1
I worry about getting home in an emergency	13
I have family care or similar obligations	15
Other types of transportation do not work for my commute schedule	9
I have access to free or inexpensive parking	19
My employer does not support other types of transportation, including work from home	1
My job requires use of a car/vehicle	0
I do not feel safe using other types of transportation	4
Lack of safe or connected routes for walking or bicycling	6
Other	2



Would any of the following options make you consider not driving alone to work?

Total Responses

Bus/train/ferry benefits	4
Employer shuttle access	5
Flexible schedules/ work from home options	24
Incentives for biking or walking	6
Secure bike parking, showers, lockers, etc.	5
Carpool/vanpool ride matching or subsidy	5
Guaranteed ride home	10
Dedicated carpool/HOV parking spaces	0
Other	1

