

WA State Dept. of Revenue

Information Services

CTR ID: E10454

Survey summary

Survey dates from 11/03/2021 to 11/16/2021

Total responses: 58

Total employees: 115

Response rate: 50.4%

Meets threshold of 95 percent confidence level +/- 5 percent: No

Vehicle Miles of Travel (VMT) per employee: 3.5

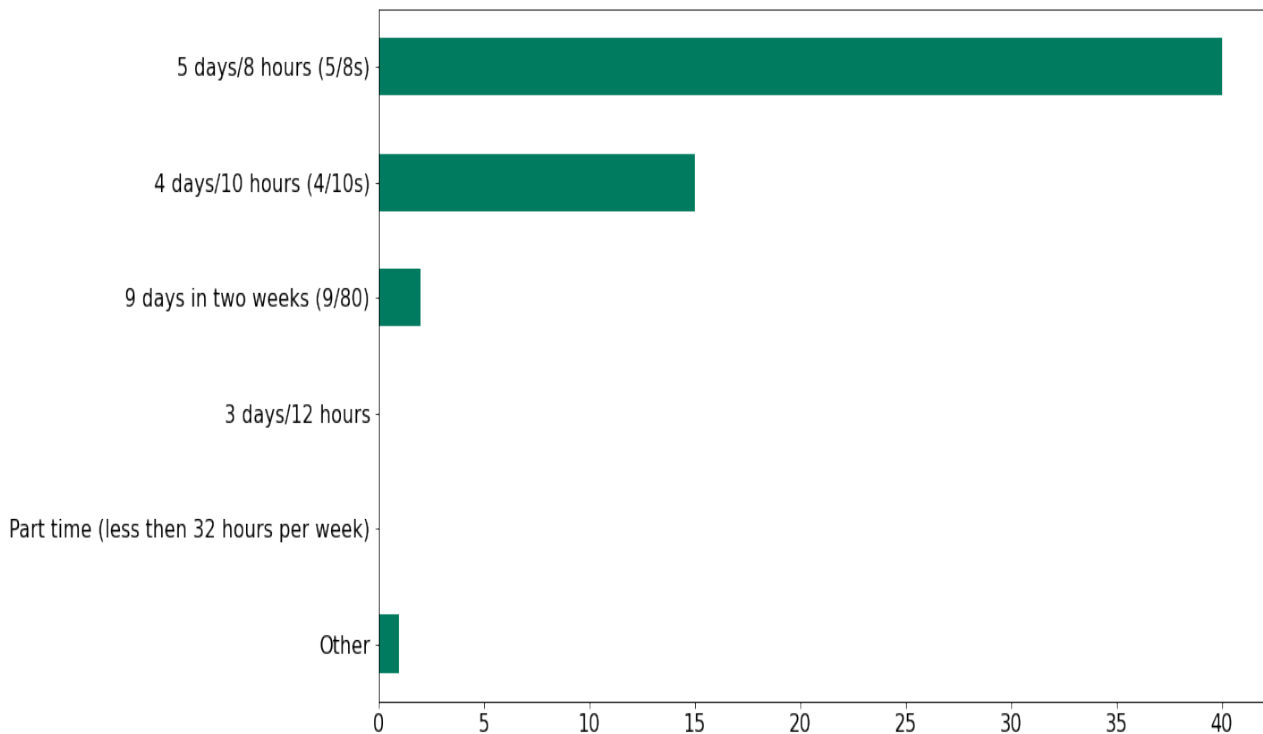
Non Drive Alone Trip (NDAT) rate: 76.5%

Total Annual Greenhouse Gas Emissions - All Employees (Metric Ton CO₂e): 86.7

Daily Greenhouse Gas Emissions per Employees (Pounds) Roundtrip: 6.5

Which of the following best describes your work schedule?


	Total Responses	Percentage of Respondents
5 days/8 hours (5/8s)	40	69.0
4 days/10 hours (4/10s)	15	25.9
9 days in two weeks (9/80)	2	3.4
3 days/12 hours	0	0.0
Part time (less than 32 hours per week)	0	0.0
Other	1	1.7
Total	58	100.0



During a typical week, how do you get to work each day?

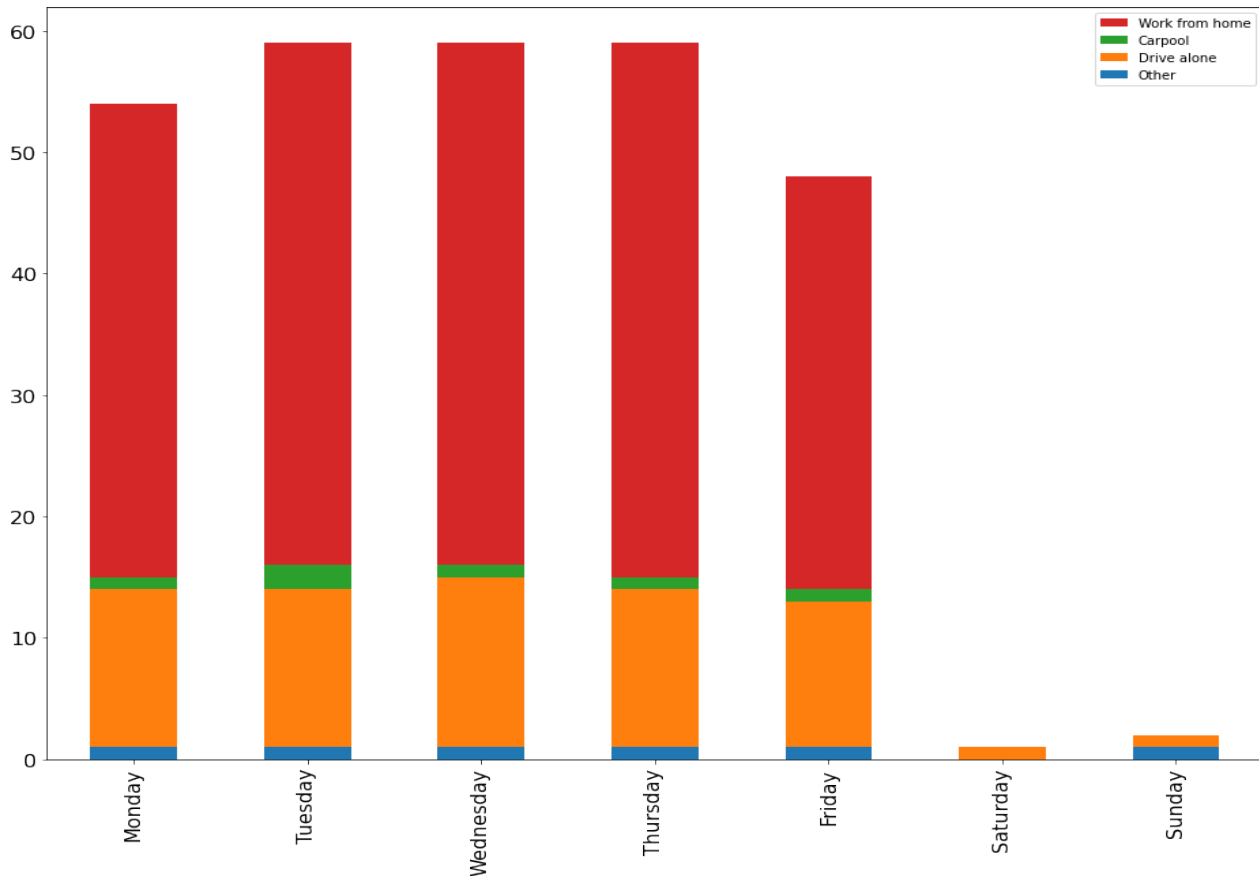
	Total Weekly Trips	Percent of Weekly Trips
Work from home	203	68.1
Walk	0	0.0
Bike	0	0.0
Bus	0	0.0
Train/ Light rail/Streetcar	0	0.0
Drove to ferry	0	0.0
Walk to ferry	0	0.0
Employer shuttle	0	0.0
Vanpool	0	0.0
Carpool	6	2.0
Compressed workweek day off	16	5.4
Uber/Lyft/Taxi	0	0.0
Drive alone	67	22.5
Motorcycle	0	0.0
Other	6	2.0
Total	298	100.0

Weekly Commute Modes Selected



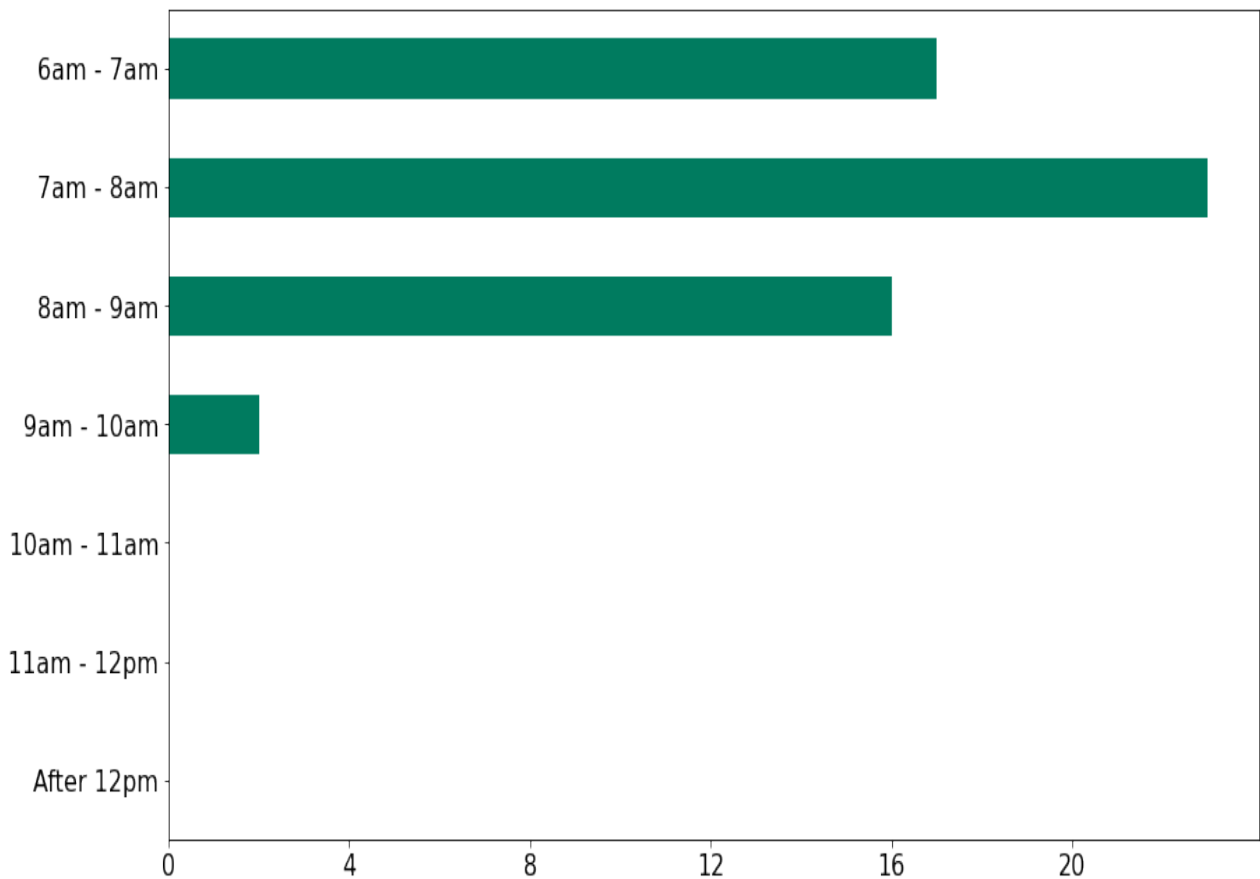
	Monday	Tuesday	Wednesday	Thursday	Friday	Saturday	Sunday
Work from home	39	43	43	44	34	0	0
Walk	0	0	0	0	0	0	0
Bike	0	0	0	0	0	0	0
Bus	0	0	0	0	0	0	0
Train/ Light rail/Streetcar	0	0	0	0	0	0	0
Drove to ferry	0	0	0	0	0	0	0
Walk to ferry	0	0	0	0	0	0	0
Employer shuttle	0	0	0	0	0	0	0
Vanpool	0	0	0	0	0	0	0
Carpool	1	2	1	1	1	0	0
Uber/Lyft/Taxi	0	0	0	0	0	0	0
Drive alone	13	13	14	13	12	1	1
Motorcycle	0	0	0	0	0	0	0
Other	1	1	1	1	1	0	1

*Compressed workweek day off total is calculated from Question 1 - Work schedule. Therefore, it is not possible to show in daily distribution.



When do you typically arrive at work?

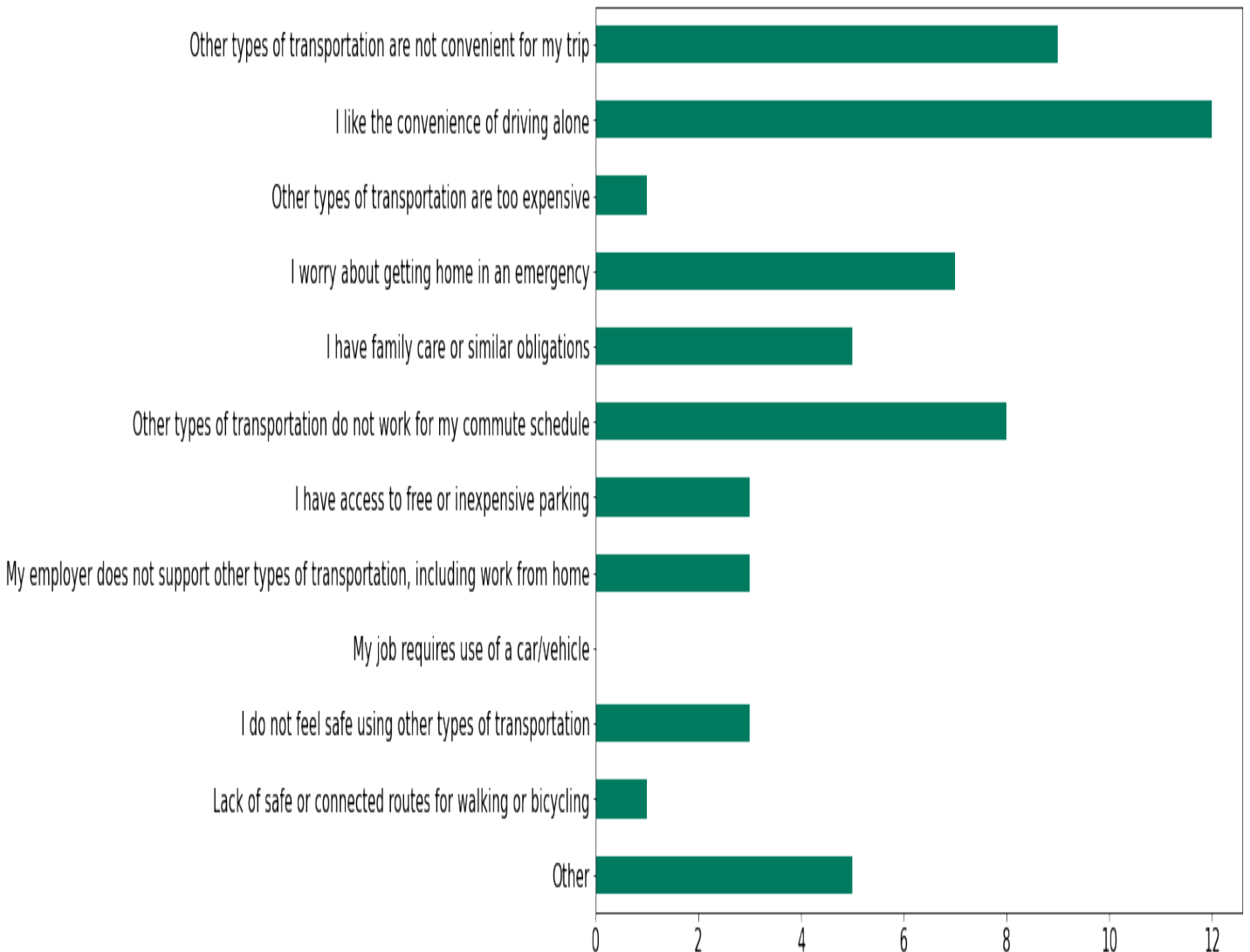
	Total Responses	Percentage of Respondents
6am - 7am	17	29.3
7am - 8am	23	39.7
8am - 9am	16	27.6
9am - 10am	2	3.4
10am - 11am	0	0.0
11am - 12pm	0	0.0
After 12pm	0	0.0



Why do you drive alone to work (when you choose this option)?

Total Responses

Other types of transportation are not convenient for my trip	9
I like the convenience of driving alone	12
Other types of transportation are too expensive	1
I worry about getting home in an emergency	7
I have family care or similar obligations	5
Other types of transportation do not work for my commute schedule	8
I have access to free or inexpensive parking	3
My employer does not support other types of transportation, including work from home	3
My job requires use of a car/vehicle	0
I do not feel safe using other types of transportation	3
Lack of safe or connected routes for walking or bicycling	1
Other	5



Would any of the following options make you consider not driving alone to work?

Total Responses

Bus/train/ferry benefits	3
Employer shuttle access	5
Flexible schedules/ work from home options	8
Incentives for biking or walking	2
Secure bike parking, showers, lockers, etc.	1
Carpool/vanpool ride matching or subsidy	4
Guaranteed ride home	2
Dedicated carpool/HOV parking spaces	2
Other	5

