

WA State House of Representatives

504 15th Ave SW; 416 14th Ave SE

CTR ID: E10330

Survey summary

Survey dates from 11/02/2021 to 12/02/2021

Total responses: 141

Total employees: 10

Response rate: 1410.0%

Meets threshold of 95 percent confidence level +/- 5 percent: Yes

Vehicle Miles of Travel (VMT) per employee: 3.2

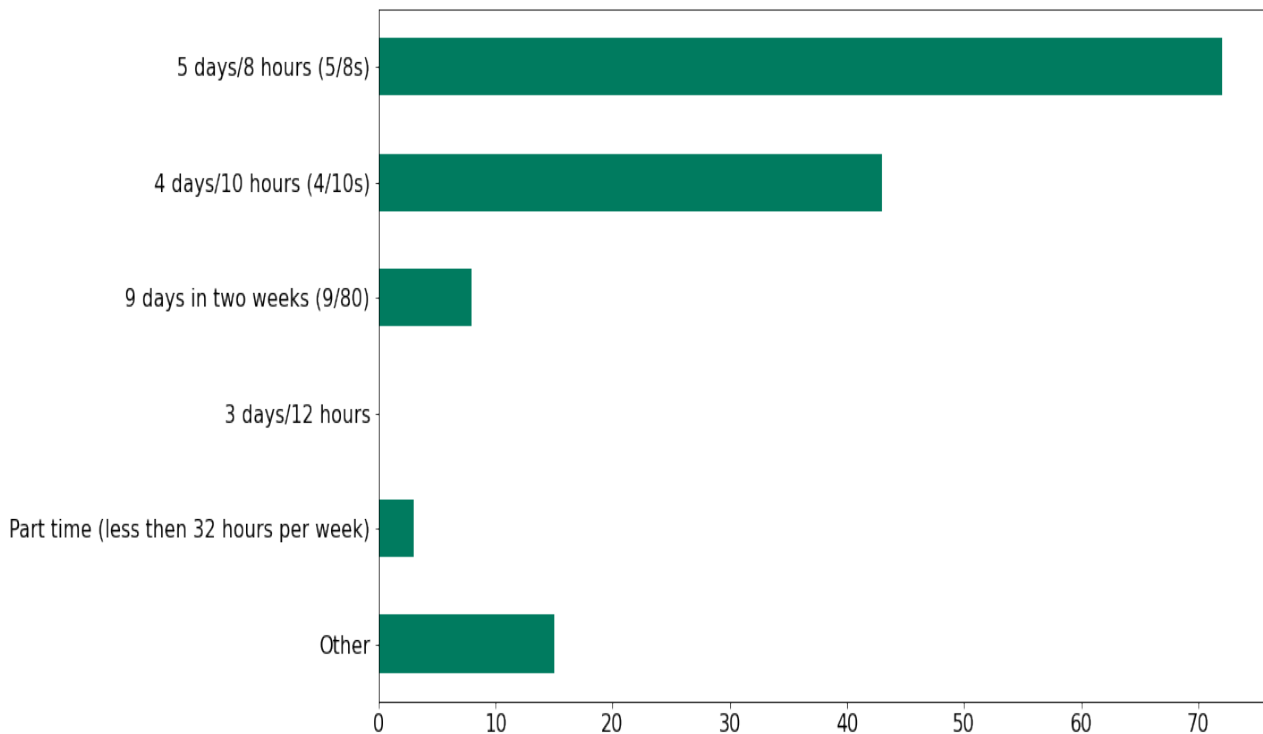
Non Drive Alone Trip (NDAT) rate: 86.3%

Total Annual Greenhouse Gas Emissions - All Employees (Metric Ton CO₂e): 6.9

Daily Greenhouse Gas Emissions per Employees (Pounds) Roundtrip: 5.9

Which of the following best describes your work schedule?

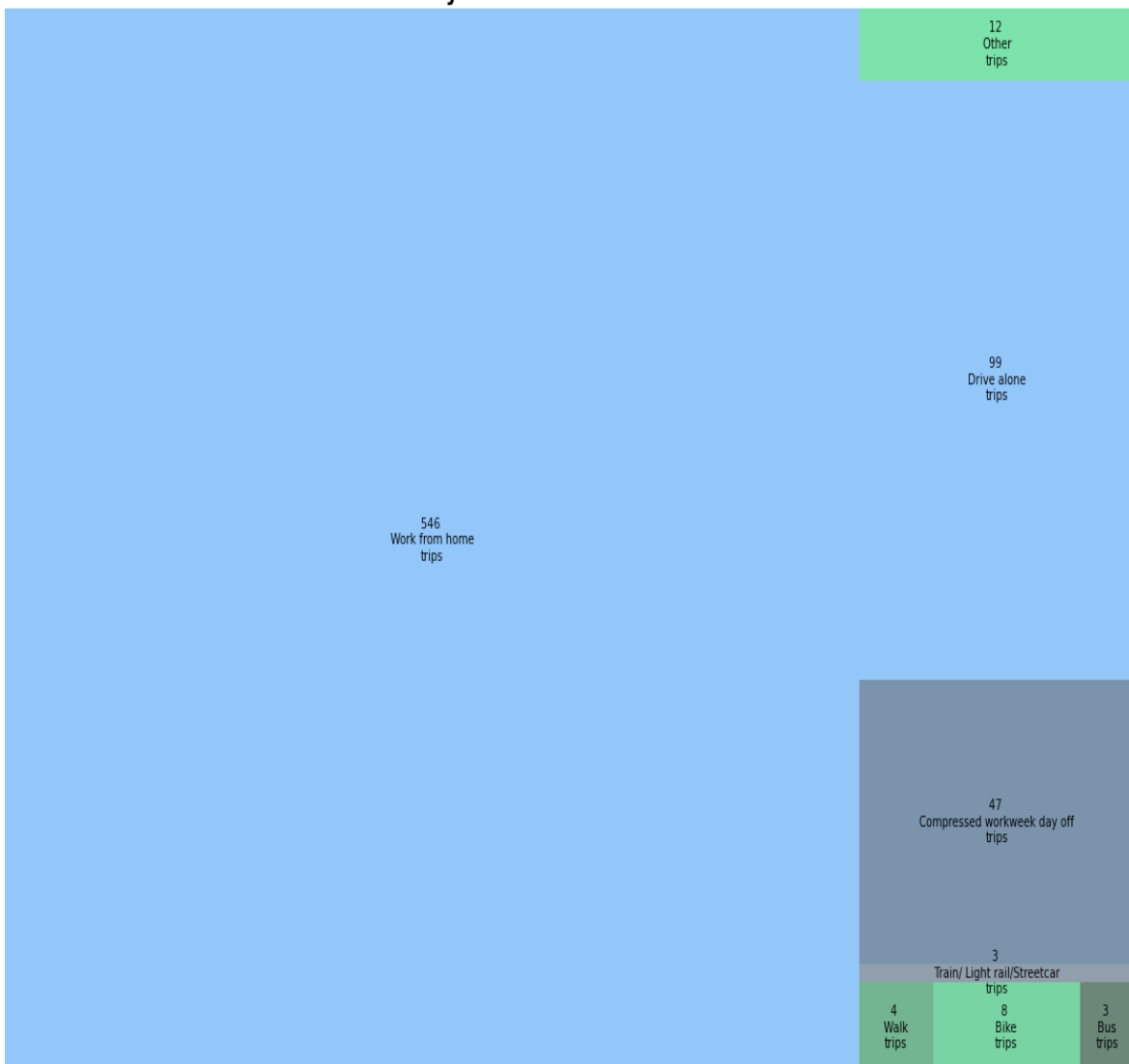
	Total Responses	Percentage of Respondents
5 days/8 hours (5/8s)	72	51.1
4 days/10 hours (4/10s)	43	30.5
9 days in two weeks (9/80)	8	5.7
3 days/12 hours	0	0.0
Part time (less than 32 hours per week)	3	2.1
Other	15	10.6
Total	141	99.0



During a typical week, how do you get to work each day?

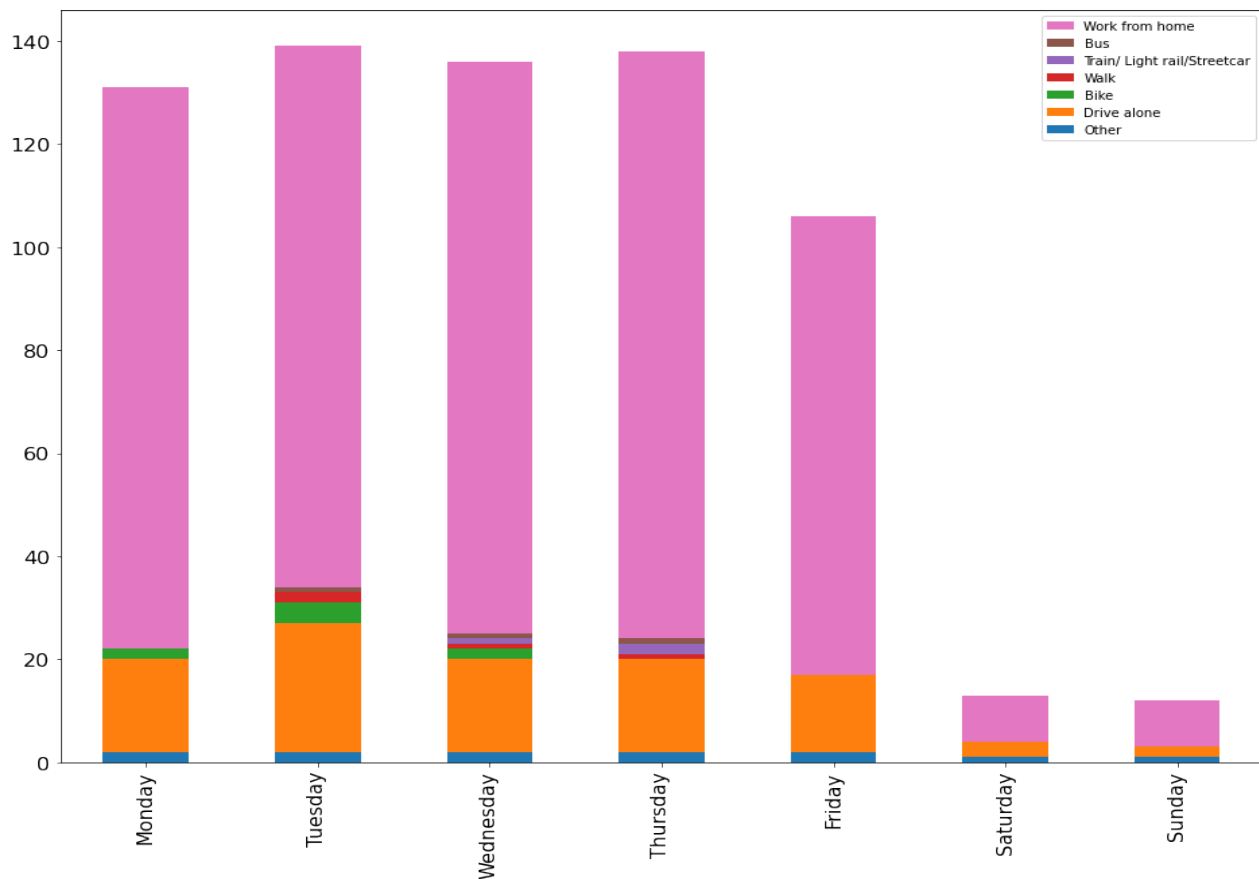
	Total Weekly Trips	Percent of Weekly Trips
Work from home	546	75.6
Walk	4	0.6
Bike	8	1.1
Bus	3	0.4
Train/ Light rail/Streetcar	3	0.4
Drove to ferry	0	0.0
Walk to ferry	0	0.0
Employer shuttle	0	0.0
Vanpool	0	0.0
Carpool	0	0.0
Compressed workweek day off	47	6.5
Uber/Lyft/Taxi	0	0.0
Drive alone	99	13.7
Motorcycle	0	0.0
Other	12	1.7
Total	722	100.0

Weekly Commute Modes Selected



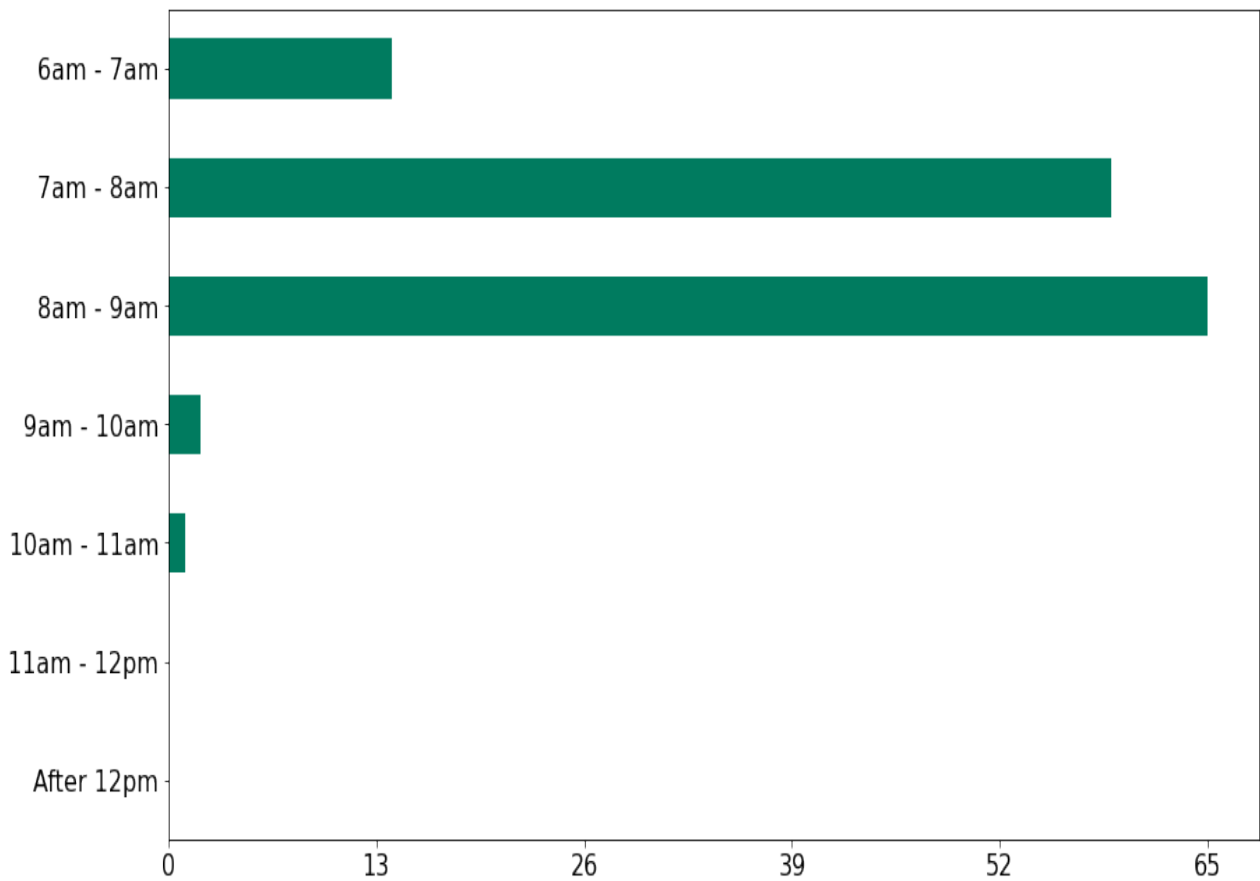
	Monday	Tuesday	Wednesday	Thursday	Friday	Saturday	Sunday
Work from home	109	105	111	114	89	9	9
Walk	0	2	1	1	0	0	0
Bike	2	4	2	0	0	0	0
Bus	0	1	1	1	0	0	0
Train/ Light rail/Streetcar	0	0	1	2	0	0	0
Drove to ferry	0	0	0	0	0	0	0
Walk to ferry	0	0	0	0	0	0	0
Employer shuttle	0	0	0	0	0	0	0
Vanpool	0	0	0	0	0	0	0
Carpool	0	0	0	0	0	0	0
Uber/Lyft/Taxi	0	0	0	0	0	0	0
Drive alone	18	25	18	18	15	3	2
Motorcycle	0	0	0	0	0	0	0
Other	2	2	2	2	2	1	1

*Compressed workweek day off total is calculated from Question 1 - Work schedule. Therefore, it is not possible to show in daily distribution.



When do you typically arrive at work?

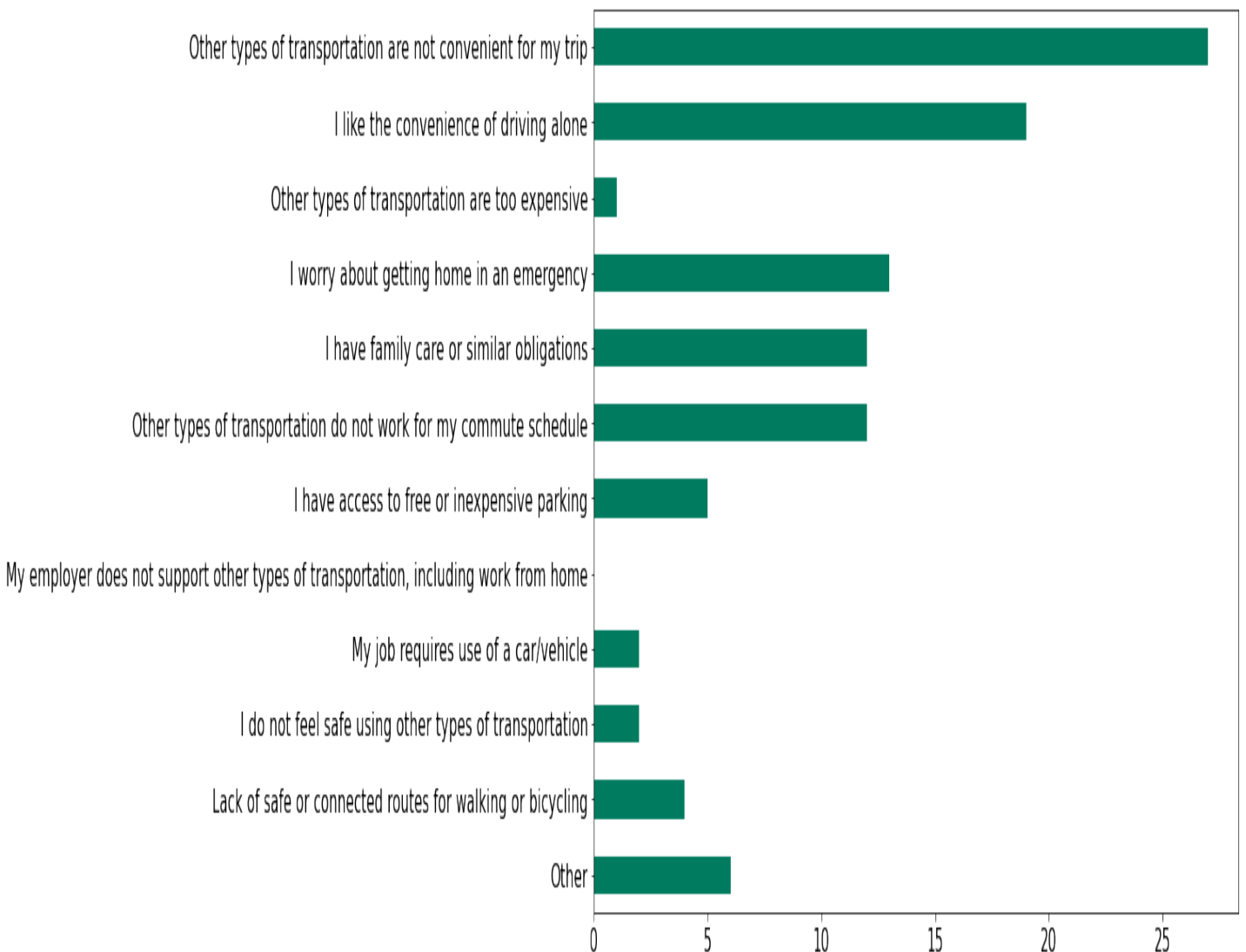
	Total Responses	Percentage of Respondents
6am - 7am	14	9.9
7am - 8am	59	41.8
8am - 9am	65	46.1
9am - 10am	2	1.4
10am - 11am	1	0.7
11am - 12pm	0	0.0
After 12pm	0	0.0



Why do you drive alone to work (when you choose this option)?

Total Responses

Other types of transportation are not convenient for my trip	27
I like the convenience of driving alone	19
Other types of transportation are too expensive	1
I worry about getting home in an emergency	13
I have family care or similar obligations	12
Other types of transportation do not work for my commute schedule	12
I have access to free or inexpensive parking	5
My employer does not support other types of transportation, including work from home	0
My job requires use of a car/vehicle	2
I do not feel safe using other types of transportation	2
Lack of safe or connected routes for walking or bicycling	4
Other	6



Would any of the following options make you consider not driving alone to work?

Total Responses

Bus/train/ferry benefits	11
Employer shuttle access	6
Flexible schedules/ work from home options	16
Incentives for biking or walking	10
Secure bike parking, showers, lockers, etc.	6
Carpool/vanpool ride matching or subsidy	4
Guaranteed ride home	10
Dedicated carpool/HOV parking spaces	2
Other	5

