

WA State Dept. of Agriculture

WSDA Headquarters

CTR ID: E10132

Survey summary

Survey dates from 11/05/2021 to 11/16/2021

Total responses: 137

Total employees: 215

Response rate: 63.7%

Meets threshold of 95 percent confidence level +/- 5 percent: No

Vehicle Miles of Travel (VMT) per employee: 8.7

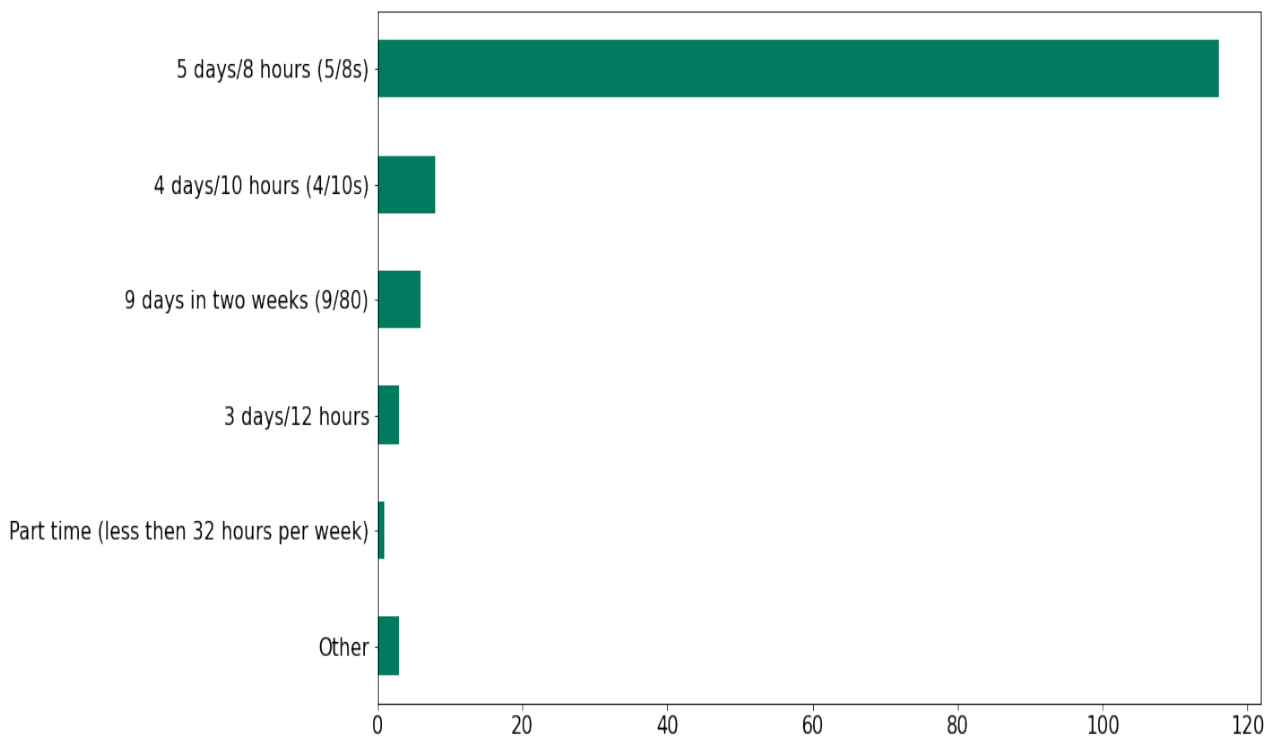
Non Drive Alone Trip (NDAT) rate: 53.7%

Total Annual Greenhouse Gas Emissions - All Employees (Metric Ton CO₂e): 412.4

Daily Greenhouse Gas Emissions per Employees (Pounds) Roundtrip: 16.1

Which of the following best describes your work schedule?


	Total Responses	Percentage of Respondents
5 days/8 hours (5/8s)	116	84.7
4 days/10 hours (4/10s)	8	5.8
9 days in two weeks (9/80)	6	4.4
3 days/12 hours	3	2.2
Part time (less than 32 hours per week)	1	0.7
Other	3	2.2
Total	137	100.0



During a typical week, how do you get to work each day?

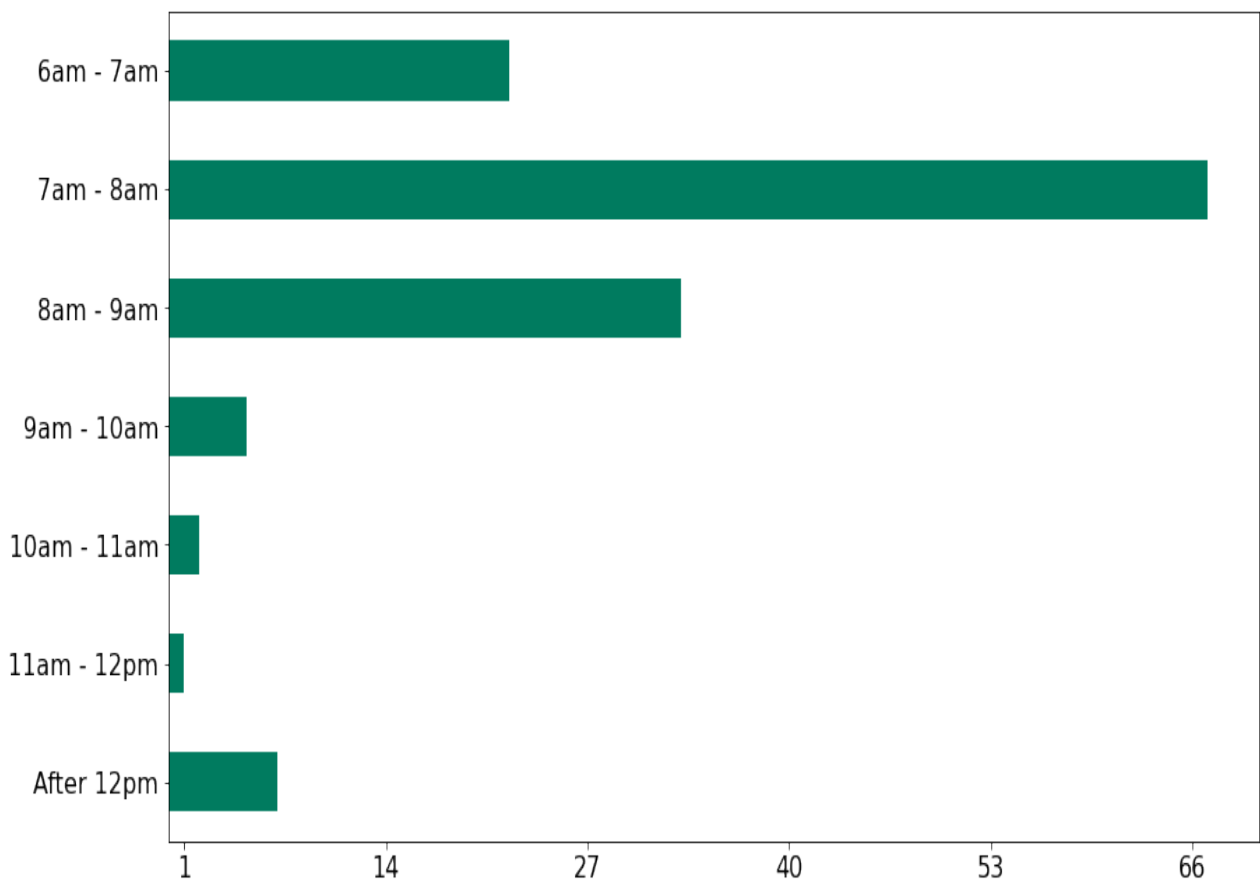
	Total Weekly Trips	Percent of Weekly Trips
Work from home	332	46.0
Walk	8	1.1
Bike	6	0.8
Bus	2	0.3
Train/ Light rail/Streetcar	6	0.8
Drove to ferry	0	0.0
Walk to ferry	2	0.3
Employer shuttle	0	0.0
Vanpool	0	0.0
Carpool	8	1.1
Compressed workweek day off	17	2.4
Uber/Lyft/Taxi	0	0.0
Drive alone	330	45.8
Motorcycle	0	0.0
Other	10	1.4
Total	721	100.0

Weekly Commute Modes Selected



When do you typically arrive at work?

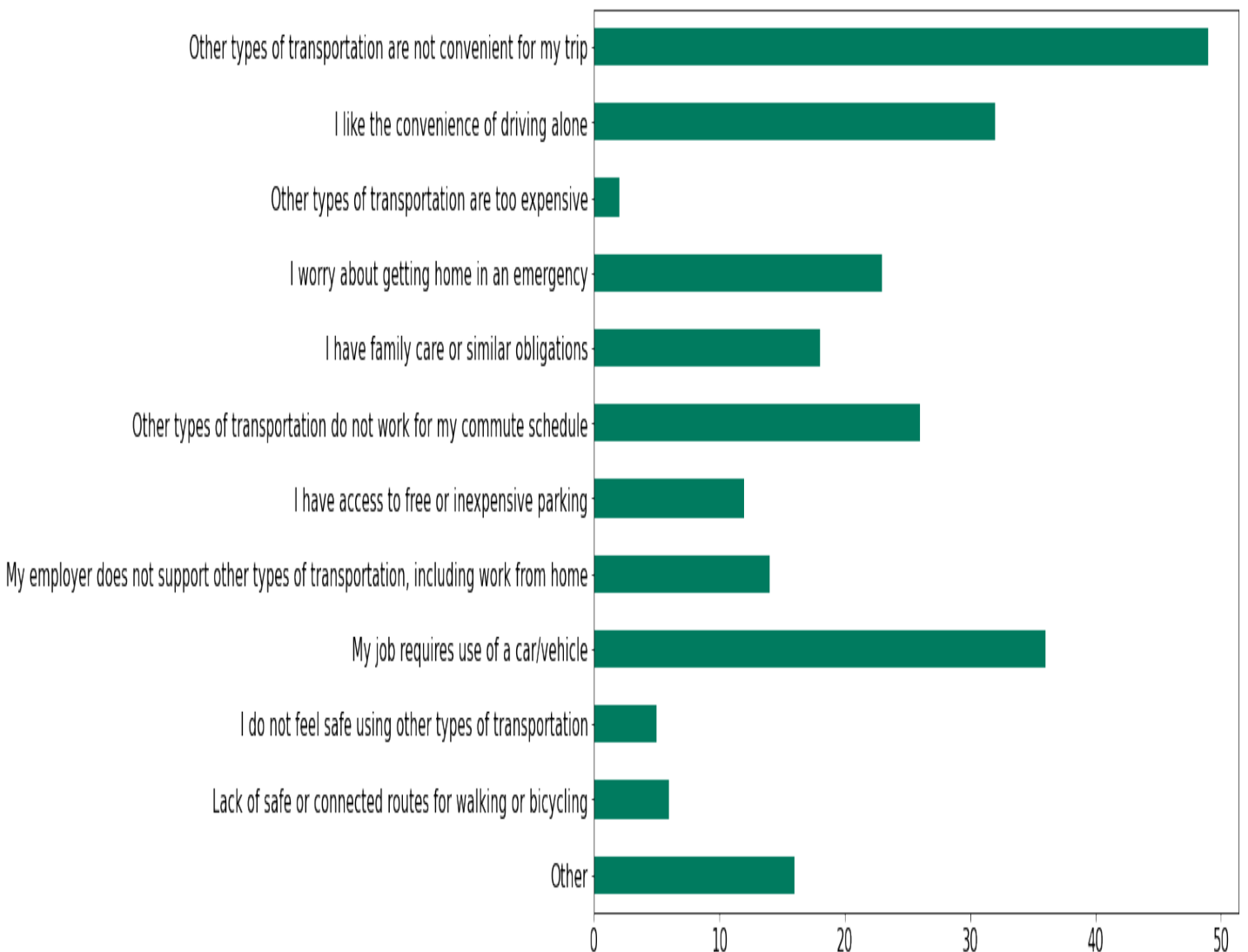
	Total Responses	Percentage of Respondents
6am - 7am	22	16.1
7am - 8am	67	48.9
8am - 9am	33	24.1
9am - 10am	5	3.6
10am - 11am	2	1.5
11am - 12pm	1	0.7
After 12pm	7	5.1



Why do you drive alone to work (when you choose this option)?

Total Responses

Other types of transportation are not convenient for my trip	49
I like the convenience of driving alone	32
Other types of transportation are too expensive	2
I worry about getting home in an emergency	23
I have family care or similar obligations	18
Other types of transportation do not work for my commute schedule	26
I have access to free or inexpensive parking	12
My employer does not support other types of transportation, including work from home	14
My job requires use of a car/vehicle	36
I do not feel safe using other types of transportation	5
Lack of safe or connected routes for walking or bicycling	6
Other	16



Would any of the following options make you consider not driving alone to work?

Total Responses

Bus/train/ferry benefits	8
Employer shuttle access	11
Flexible schedules/ work from home options	32
Incentives for biking or walking	9
Secure bike parking, showers, lockers, etc.	8
Carpool/vanpool ride matching or subsidy	11
Guaranteed ride home	18
Dedicated carpool/HOV parking spaces	3
Other	13

