

WA State Administrative Office of the Courts

1206 Quince St SE

CTR ID: E10116

Survey summary

Survey dates from 11/24/2021 to 12/16/2021

Total responses: 117

Total employees: 281

Response rate: 41.6%

Meets threshold of 95 percent confidence level +/- 5 percent: No

Vehicle Miles of Travel (VMT) per employee: 2.2

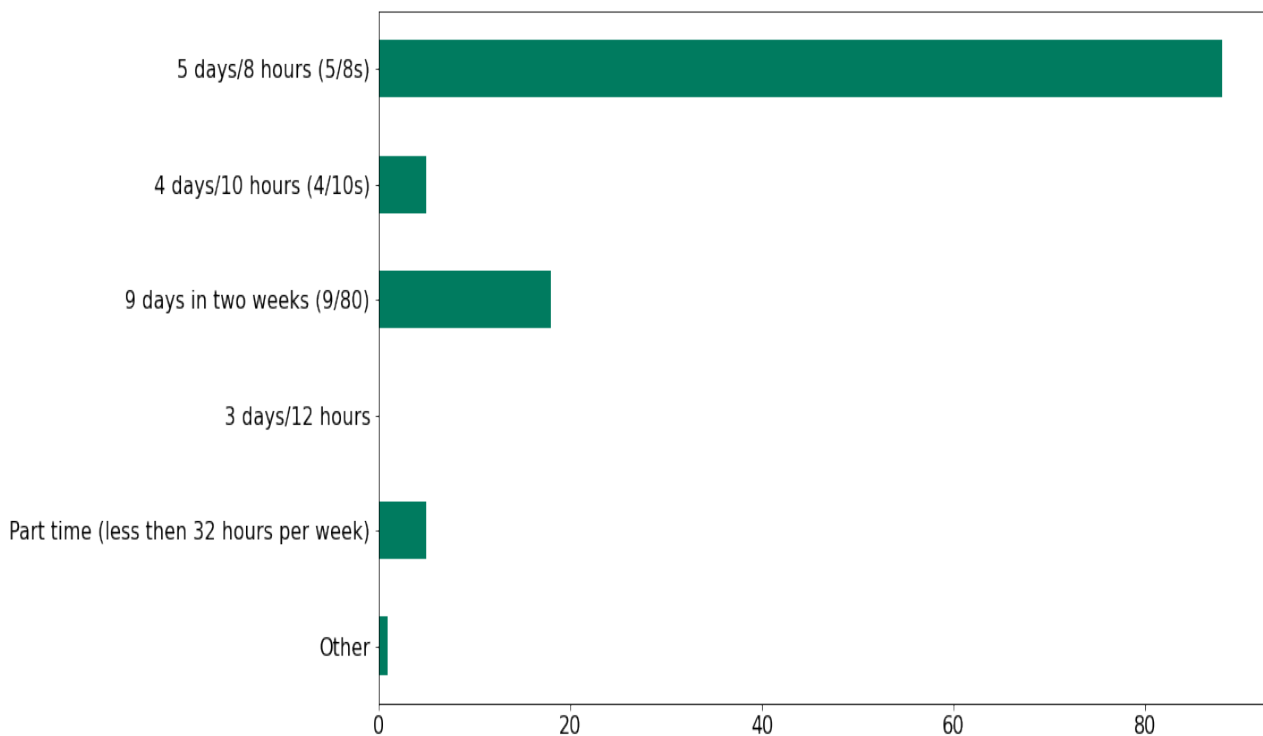
Non Drive Alone Trip (NDAT) rate: 83.7%

Total Annual Greenhouse Gas Emissions - All Employees (Metric Ton CO₂e): 126.5

Daily Greenhouse Gas Emissions per Employees (Pounds) Roundtrip: 4.1

Which of the following best describes your work schedule?


	Total Responses	Percentage of Respondents
5 days/8 hours (5/8s)	88	75.2
4 days/10 hours (4/10s)	5	4.3
9 days in two weeks (9/80)	18	15.4
3 days/12 hours	0	0.0
Part time (less than 32 hours per week)	5	4.3
Other	1	0.9
Total	117	100.0



During a typical week, how do you get to work each day?

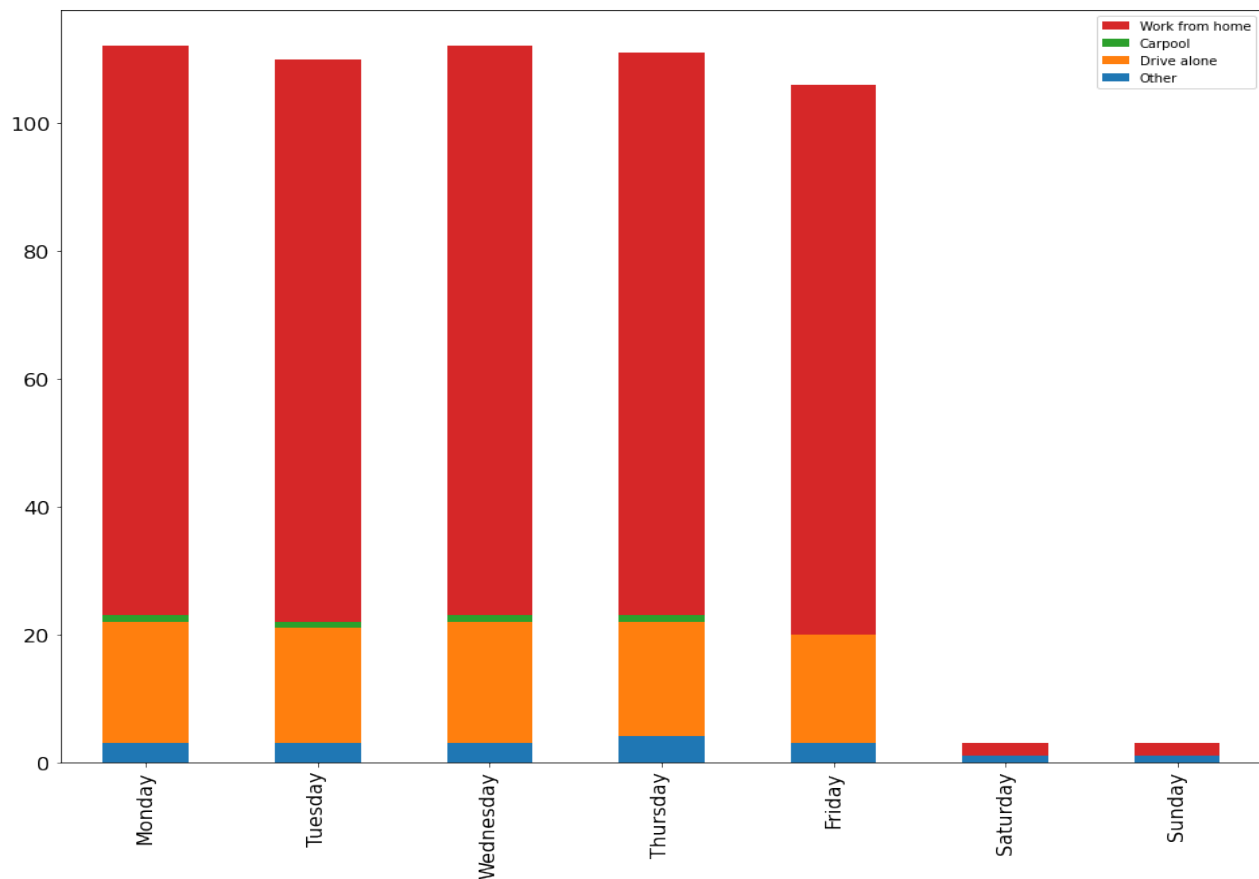
	Total Weekly Trips	Percent of Weekly Trips
Work from home	444	77.8
Walk	0	0.0
Bike	0	0.0
Bus	0	0.0
Train/ Light rail/Streetcar	0	0.0
Drove to ferry	0	0.0
Walk to ferry	0	0.0
Employer shuttle	0	0.0
Vanpool	0	0.0
Carpool	4	0.7
Compressed workweek day off	14	2.5
Uber/Lyft/Taxi	0	0.0
Drive alone	91	15.9
Motorcycle	0	0.0
Other	18	3.2
Total	571	100.0

Weekly Commute Modes Selected



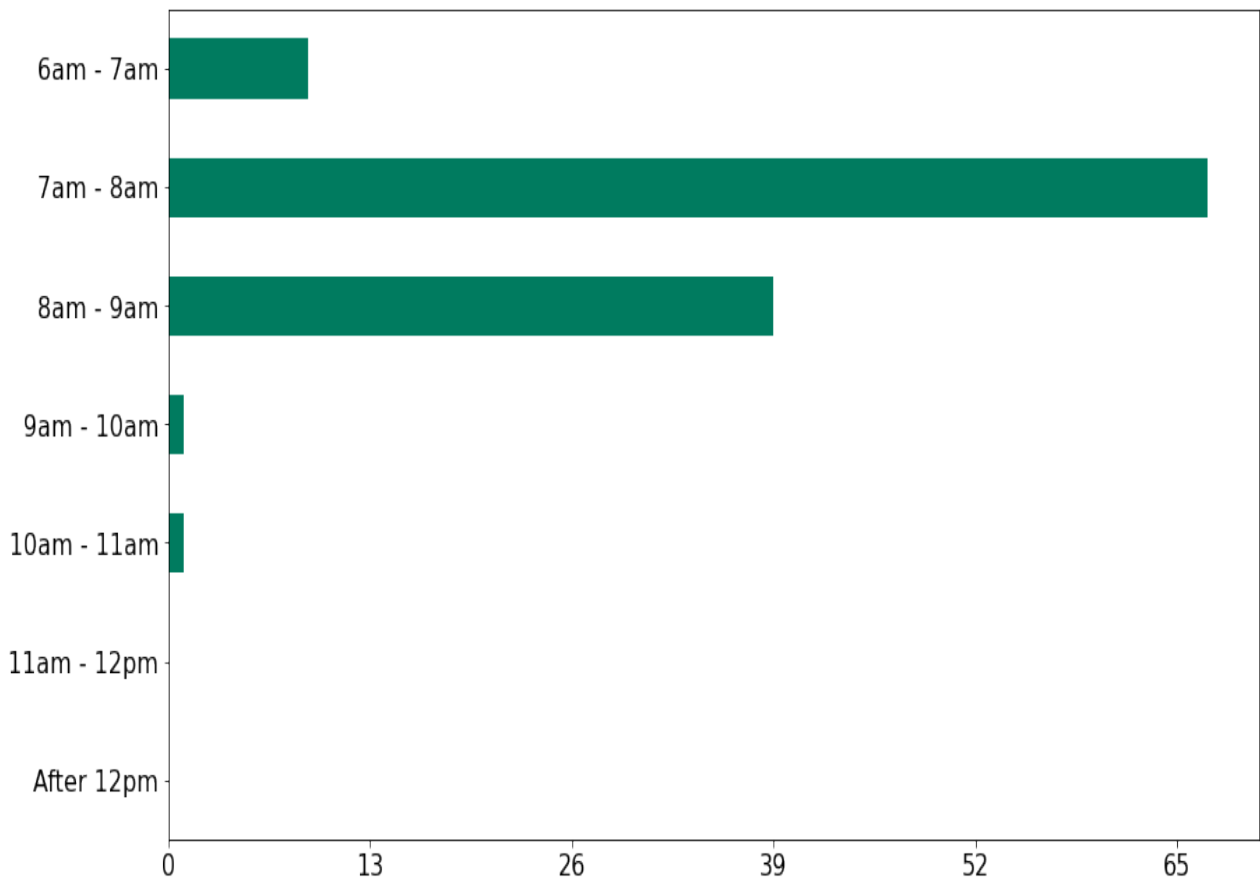
	Monday	Tuesday	Wednesday	Thursday	Friday	Saturday	Sunday
Work from home	89	88	89	88	86	2	2
Walk	0	0	0	0	0	0	0
Bike	0	0	0	0	0	0	0
Bus	0	0	0	0	0	0	0
Train/ Light rail/Streetcar	0	0	0	0	0	0	0
Drove to ferry	0	0	0	0	0	0	0
Walk to ferry	0	0	0	0	0	0	0
Employer shuttle	0	0	0	0	0	0	0
Vanpool	0	0	0	0	0	0	0
Carpool	1	1	1	1	0	0	0
Uber/Lyft/Taxi	0	0	0	0	0	0	0
Drive alone	19	18	19	18	17	0	0
Motorcycle	0	0	0	0	0	0	0
Other	3	3	3	4	3	1	1

*Compressed workweek day off total is calculated from Question 1 - Work schedule. Therefore, it is not possible to show in daily distribution.



When do you typically arrive at work?

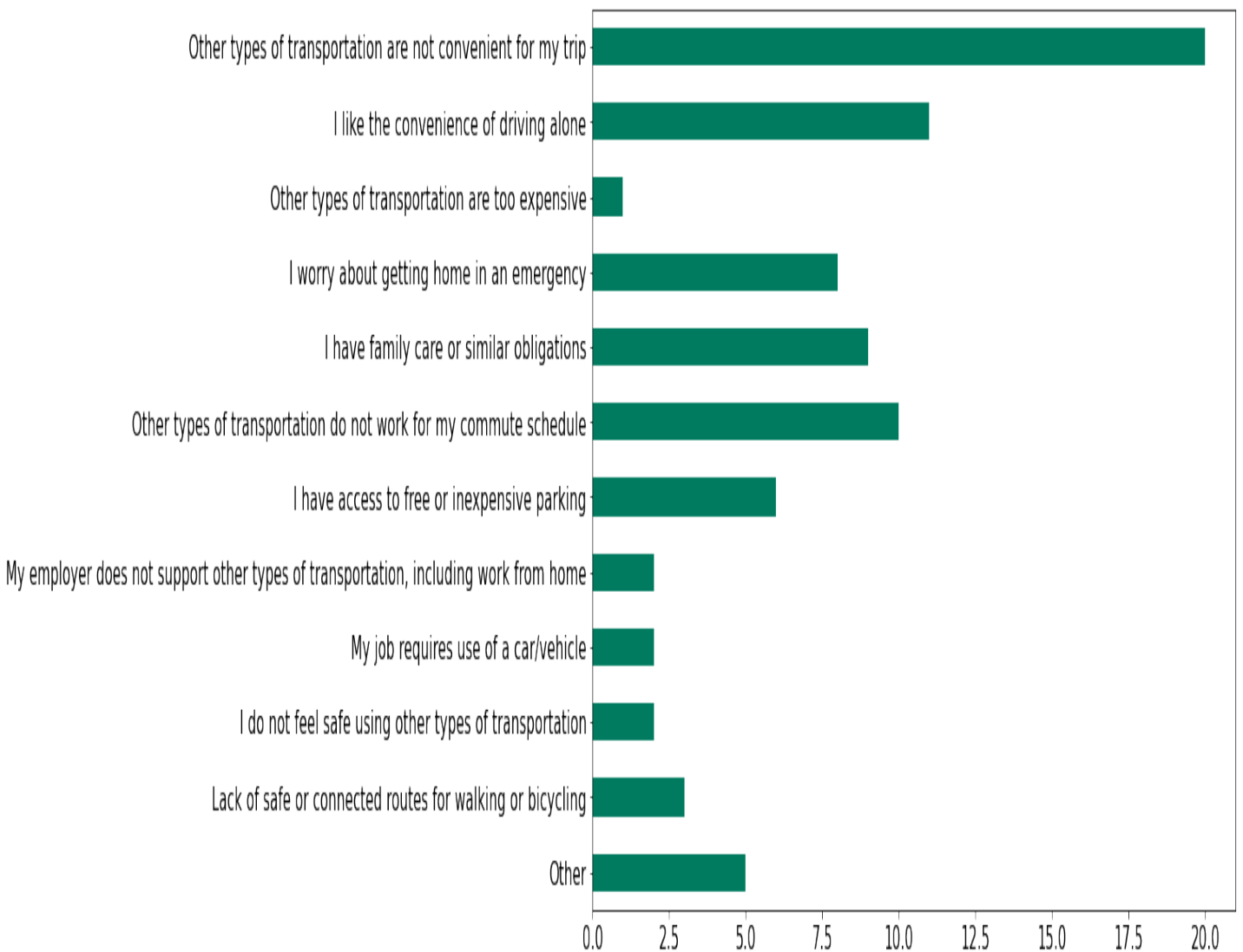
	Total Responses	Percentage of Respondents
6am - 7am	9	7.7
7am - 8am	67	57.3
8am - 9am	39	33.3
9am - 10am	1	0.9
10am - 11am	1	0.9
11am - 12pm	0	0.0
After 12pm	0	0.0



Why do you drive alone to work (when you choose this option)?

Total Responses

Other types of transportation are not convenient for my trip	20
I like the convenience of driving alone	11
Other types of transportation are too expensive	1
I worry about getting home in an emergency	8
I have family care or similar obligations	9
Other types of transportation do not work for my commute schedule	10
I have access to free or inexpensive parking	6
My employer does not support other types of transportation, including work from home	2
My job requires use of a car/vehicle	2
I do not feel safe using other types of transportation	2
Lack of safe or connected routes for walking or bicycling	3
Other	5



Would any of the following options make you consider not driving alone to work?

Total Responses

Bus/train/ferry benefits	2
Employer shuttle access	3
Flexible schedules/ work from home options	13
Incentives for biking or walking	2
Secure bike parking, showers, lockers, etc.	3
Carpool/vanpool ride matching or subsidy	3
Guaranteed ride home	6
Dedicated carpool/HOV parking spaces	1
Other	6

