

WA State Dept. of Fish & Wildlife

Natural Resources Building

CTR ID: E10041

Survey summary

Survey dates from 11/30/2021 to 12/17/2021

Total responses: 403

Total employees: 781

Response rate: 51.6%

Meets threshold of 95 percent confidence level +/- 5 percent: Yes

Vehicle Miles of Travel (VMT) per employee: 4.0

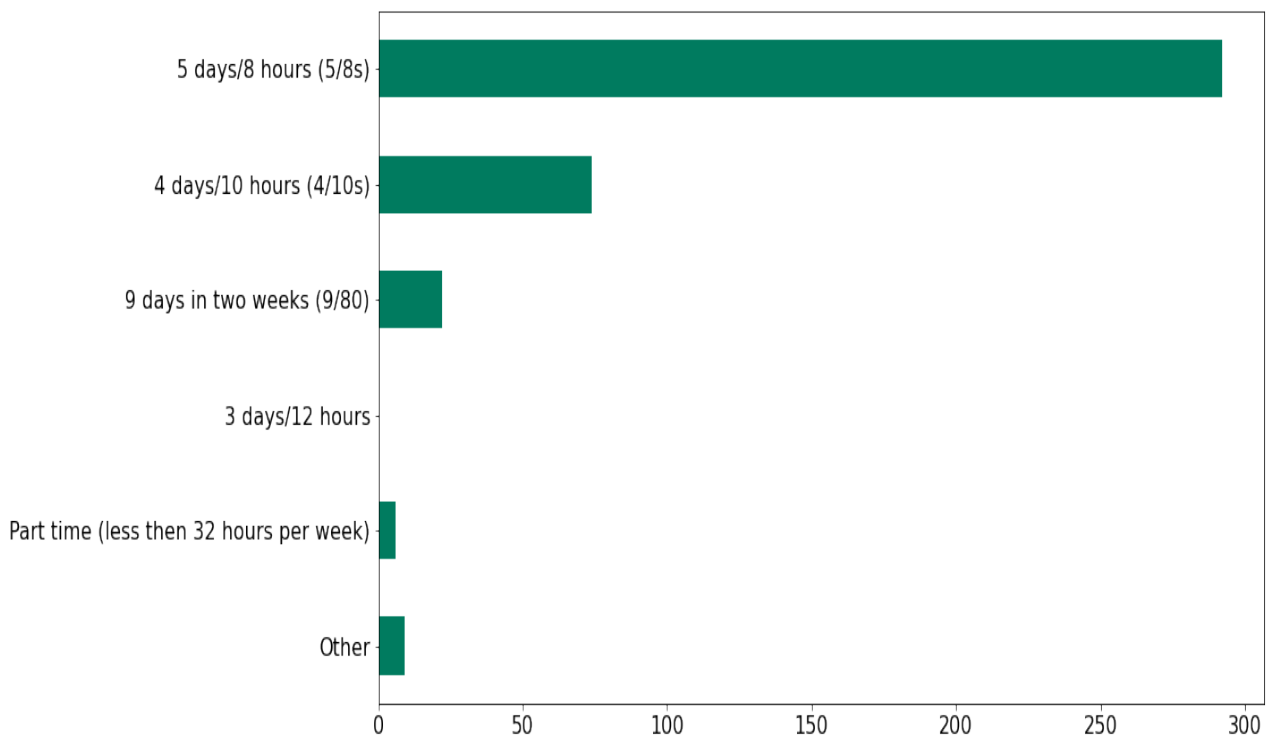
Non Drive Alone Trip (NDAT) rate: 76.3%

Total Annual Greenhouse Gas Emissions - All Employees (Metric Ton CO₂e): 677.0

Daily Greenhouse Gas Emissions per Employees (Pounds) Roundtrip: 7.4

Which of the following best describes your work schedule?


	Total Responses	Percentage of Respondents
5 days/8 hours (5/8s)	292	72.5
4 days/10 hours (4/10s)	74	18.4
9 days in two weeks (9/80)	22	5.5
3 days/12 hours	0	0.0
Part time (less than 32 hours per week)	6	1.5
Other	9	2.2
Total	403	100.0



During a typical week, how do you get to work each day?

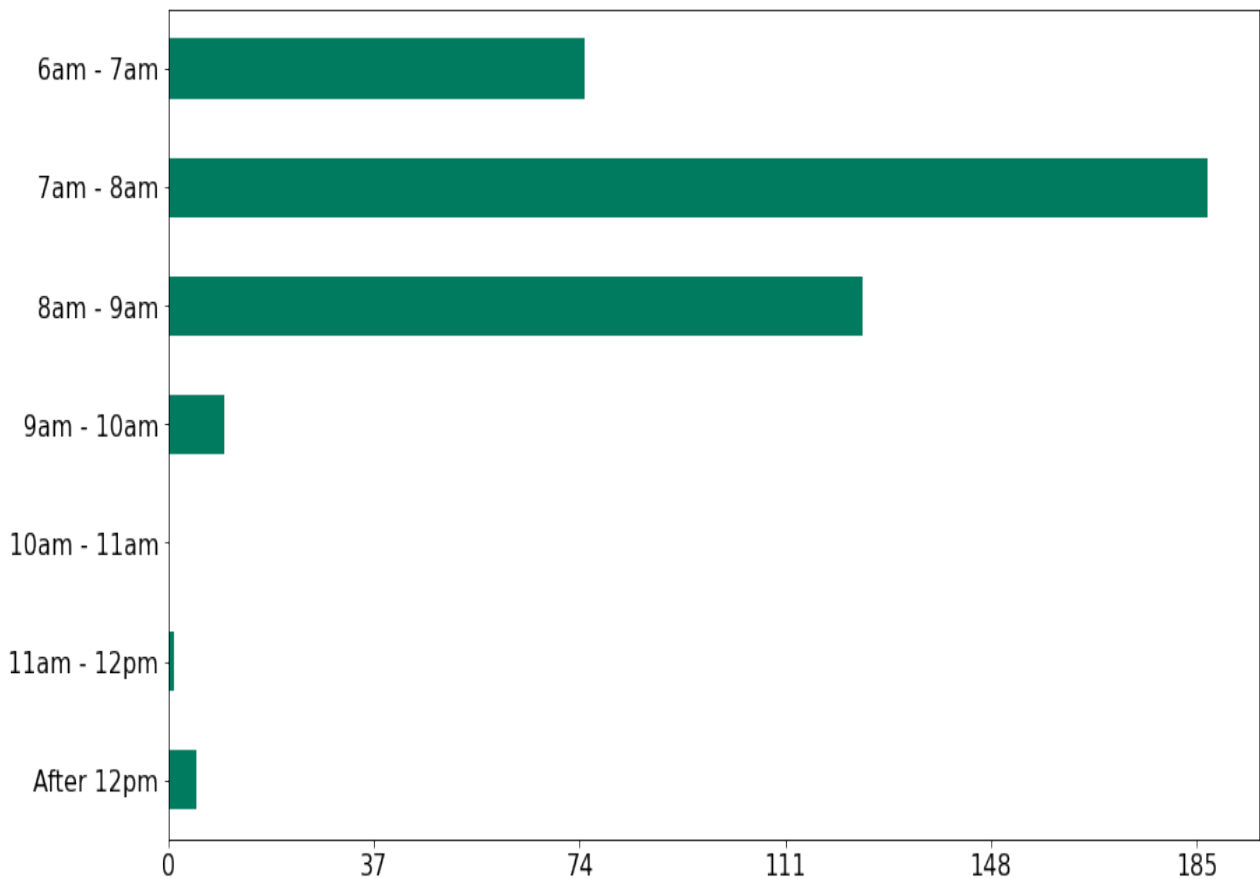
	Total Weekly Trips	Percent of Weekly Trips
Work from home	1366	65.6
Walk	26	1.2
Bike	36	1.7
Bus	19	0.9
Train/ Light rail/Streetcar	0	0.0
Drove to ferry	4	0.2
Walk to ferry	0	0.0
Employer shuttle	0	0.0
Vanpool	9	0.4
Carpool	15	0.7
Compressed workweek day off	85	4.1
Uber/Lyft/Taxi	0	0.0
Drive alone	479	23.0
Motorcycle	4	0.2
Other	39	1.9
Total	2082	100.0

Weekly Commute Modes Selected



When do you typically arrive at work?

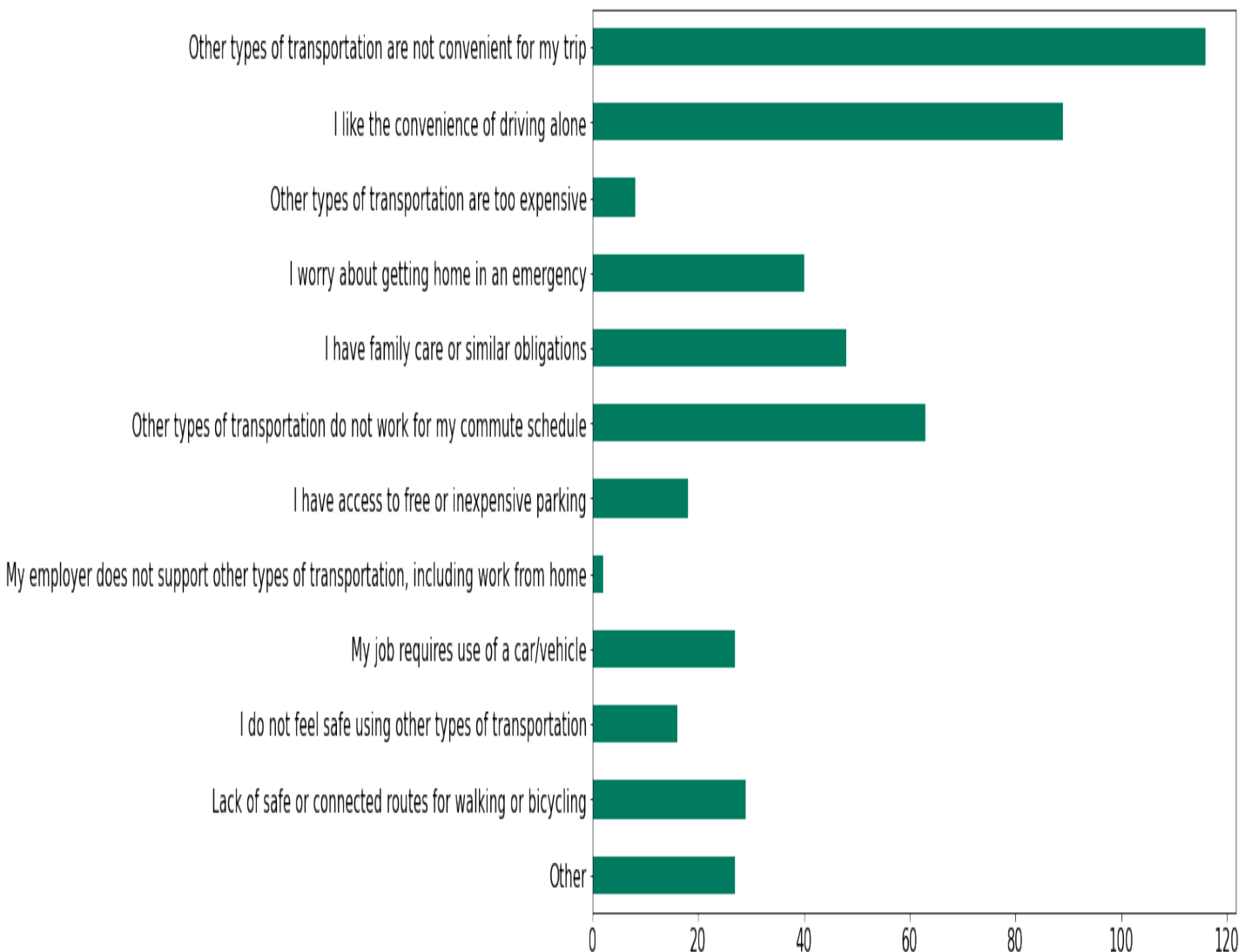
	Total Responses	Percentage of Respondents
6am - 7am	75	18.6
7am - 8am	187	46.4
8am - 9am	125	31.0
9am - 10am	10	2.5
10am - 11am	0	0.0
11am - 12pm	1	0.2
After 12pm	5	1.2



Why do you drive alone to work (when you choose this option)?

Total Responses

Other types of transportation are not convenient for my trip	116
I like the convenience of driving alone	89
Other types of transportation are too expensive	8
I worry about getting home in an emergency	40
I have family care or similar obligations	48
Other types of transportation do not work for my commute schedule	63
I have access to free or inexpensive parking	18
My employer does not support other types of transportation, including work from home	2
My job requires use of a car/vehicle	27
I do not feel safe using other types of transportation	16
Lack of safe or connected routes for walking or bicycling	29
Other	27



Would any of the following options make you consider not driving alone to work?

Total Responses

Bus/train/ferry benefits	39
Employer shuttle access	34
Flexible schedules/ work from home options	92
Incentives for biking or walking	41
Secure bike parking, showers, lockers, etc.	35
Carpool/vanpool ride matching or subsidy	36
Guaranteed ride home	33
Dedicated carpool/HOV parking spaces	11
Other	18

