

WA State Senate

Capitol Campus

CTR ID: E10017

Survey summary

Survey dates from 10/26/2021 to 12/14/2021

Total responses: 62

Total employees: 175

Response rate: 35.4%

Meets threshold of 95 percent confidence level +/- 5 percent: No

Vehicle Miles of Travel (VMT) per employee: 5.4

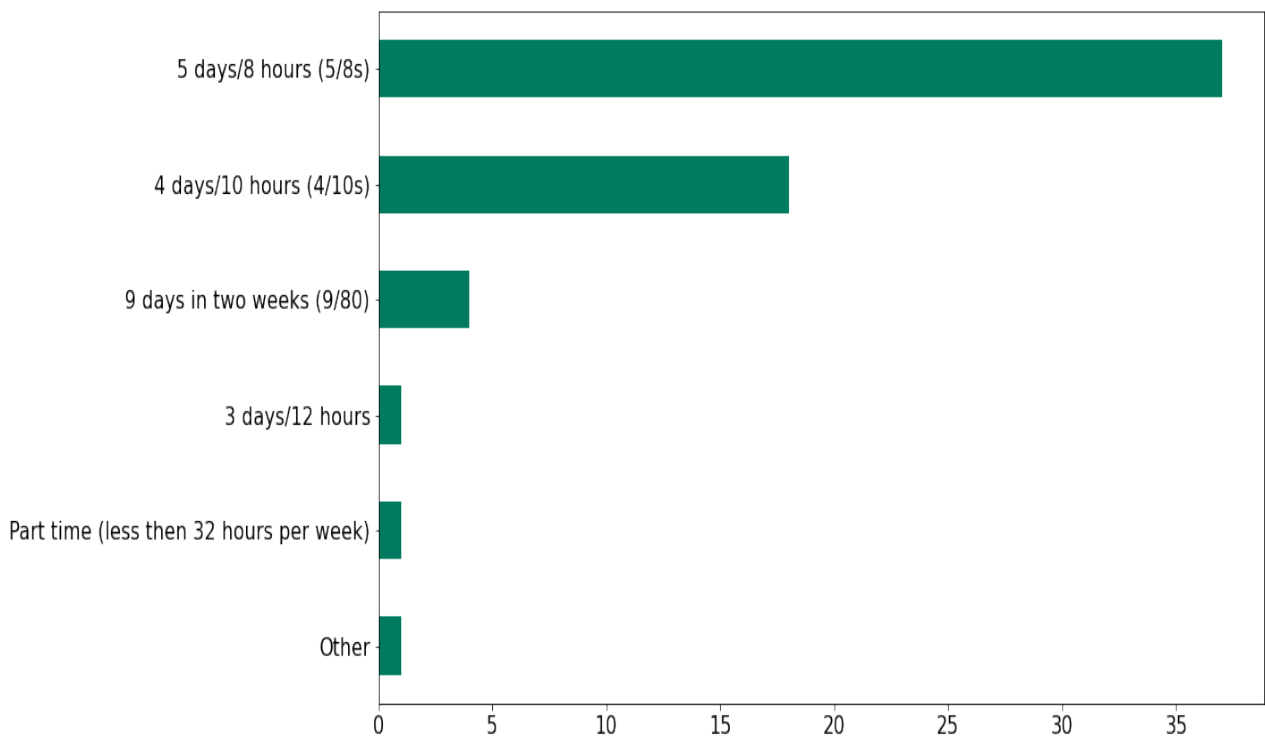
Non Drive Alone Trip (NDAT) rate: 73.9%

Total Annual Greenhouse Gas Emissions - All Employees (Metric Ton CO₂e): 200.4

Daily Greenhouse Gas Emissions per Employees (Pounds) Roundtrip: 10.0

Which of the following best describes your work schedule?


	Total Responses	Percentage of Respondents
5 days/8 hours (5/8s)	37	59.7
4 days/10 hours (4/10s)	18	29.0
9 days in two weeks (9/80)	4	6.5
3 days/12 hours	1	1.6
Part time (less than 32 hours per week)	1	1.6
Other	1	1.6
Total	62	99.0



During a typical week, how do you get to work each day?

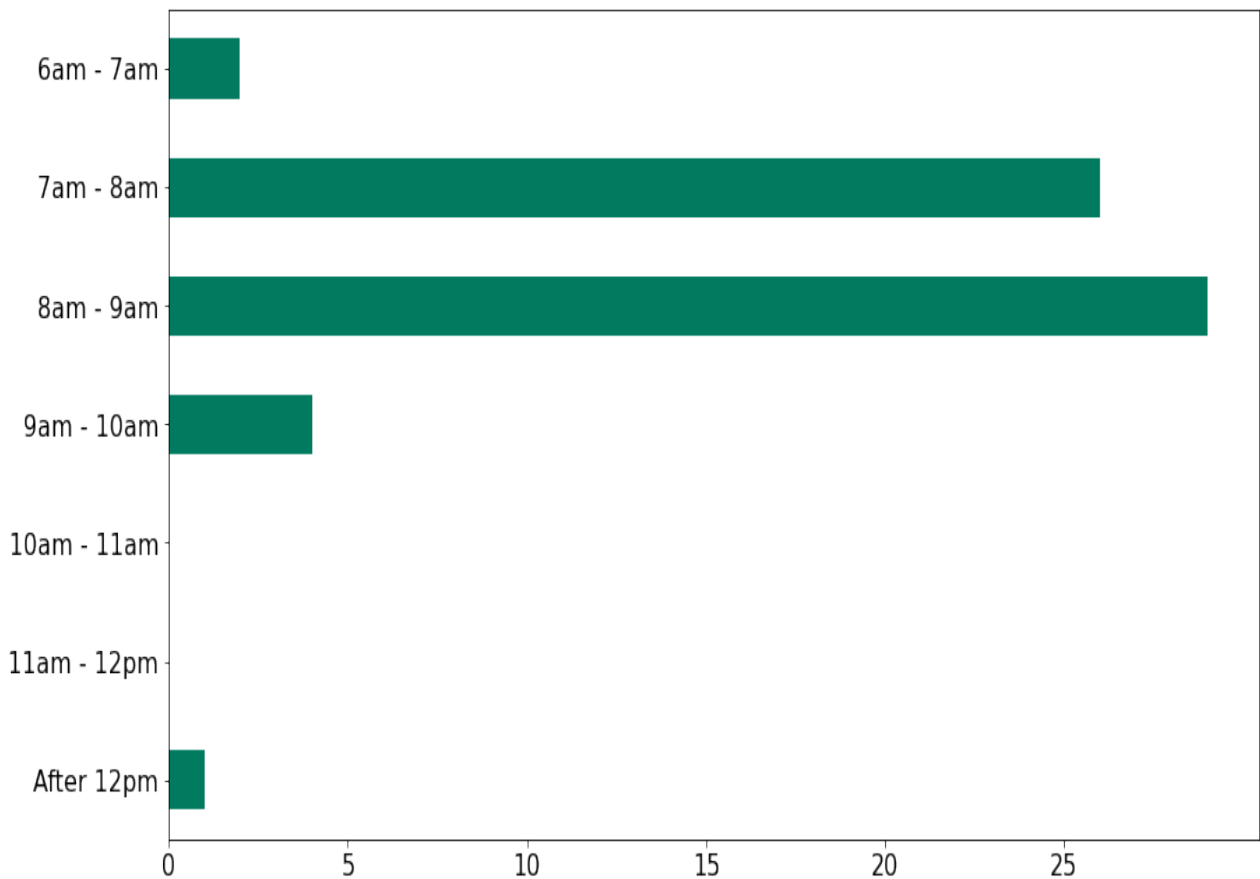
	Total Weekly Trips	Percent of Weekly Trips
Work from home	185	58.9
Walk	10	3.2
Bike	3	1.0
Bus	4	1.3
Train/ Light rail/Streetcar	0	0.0
Drove to ferry	2	0.6
Walk to ferry	0	0.0
Employer shuttle	0	0.0
Vanpool	0	0.0
Carpool	2	0.6
Compressed workweek day off	22	7.0
Uber/Lyft/Taxi	0	0.0
Drive alone	79	25.2
Motorcycle	2	0.6
Other	5	1.6
Total	314	100.0

Weekly Commute Modes Selected



When do you typically arrive at work?

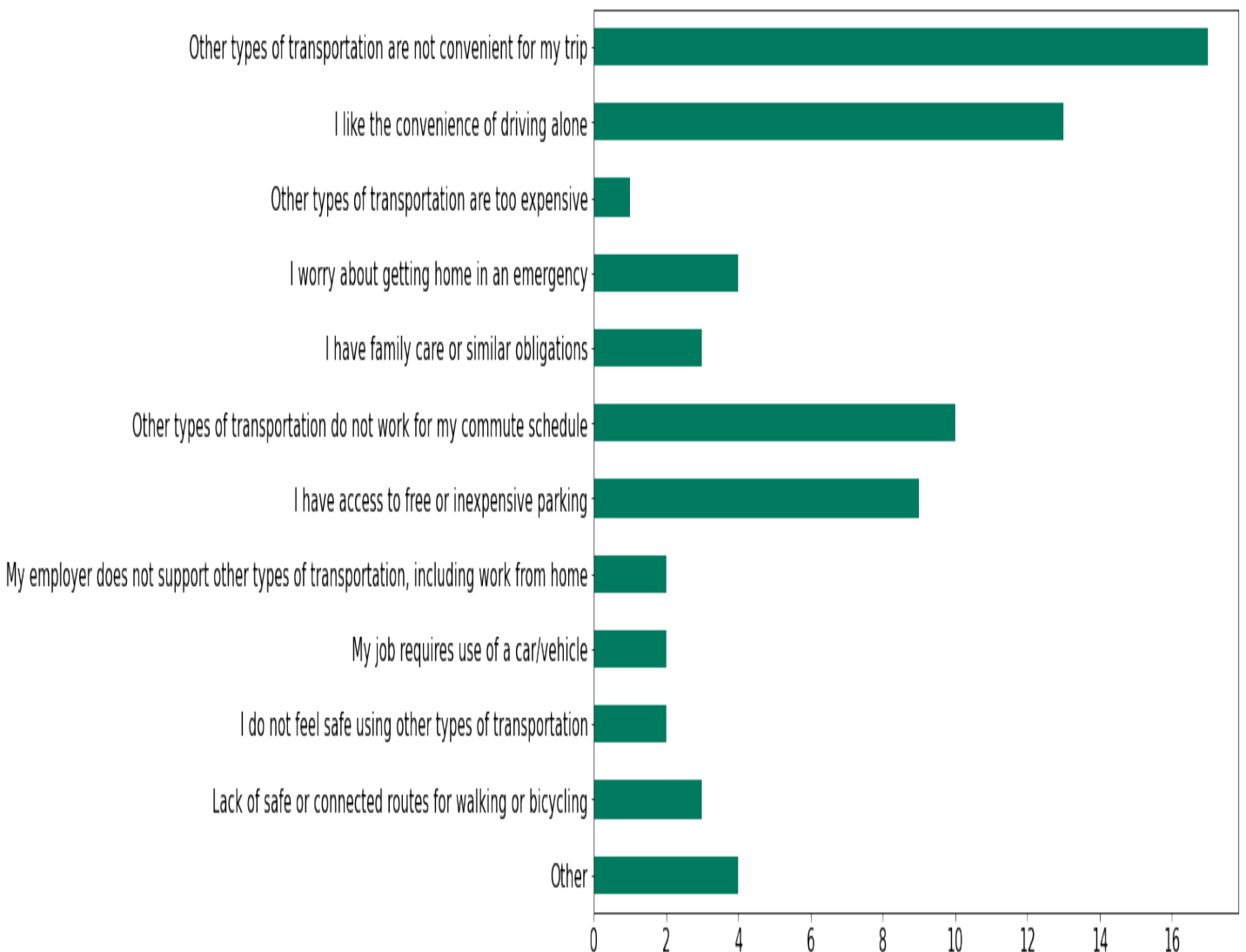
	Total Responses	Percentage of Respondents
6am - 7am	2	3.2
7am - 8am	26	41.9
8am - 9am	29	46.8
9am - 10am	4	6.5
10am - 11am	0	0.0
11am - 12pm	0	0.0
After 12pm	1	1.6



Why do you drive alone to work (when you choose this option)?

Total Responses

Other types of transportation are not convenient for my trip	17
I like the convenience of driving alone	13
Other types of transportation are too expensive	1
I worry about getting home in an emergency	4
I have family care or similar obligations	3
Other types of transportation do not work for my commute schedule	10
I have access to free or inexpensive parking	9
My employer does not support other types of transportation, including work from home	2
My job requires use of a car/vehicle	2
I do not feel safe using other types of transportation	2
Lack of safe or connected routes for walking or bicycling	3
Other	4



Would any of the following options make you consider not driving alone to work?

Total Responses

Bus/train/ferry benefits	1
Employer shuttle access	3
Flexible schedules/ work from home options	11
Incentives for biking or walking	4
Secure bike parking, showers, lockers, etc.	1
Carpool/vanpool ride matching or subsidy	3
Guaranteed ride home	2
Dedicated carpool/HOV parking spaces	1
Other	3

