

CTR Employer Survey Report

Thank you for completing your Commute Trip Reduction survey. This report contains the survey results.

Employer Id : E13961

Participation : CTR

Employer : WA State Office of the Attorney General

Status : Affected

Worksite : Tumwater Annex Building (TAB)

Survey Type : Online

Street : 818 79th Ave Se

Response Rate : 84%

Jurisdiction : City of Olympia

Survey Date : 5/26/2017

Non-Drive Alone & One-Way VMT Rates at this Worksite

Non-Drive Alone Rate : 15.9%

Drive Alone Rate : 84.1%

One-Way VMT per employee : 11.5

Average One-Way distance home to work : 13.2

Employees and Survey Response Information

Reported Total Employees at Worksite : 38

Surveys Distributed : 38

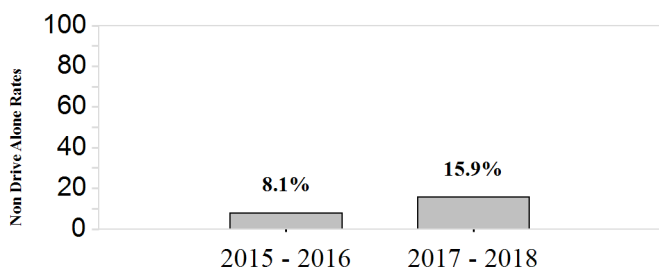
Surveys Returned : 32

Surveys Returned by CTR Affected* Employees : 32

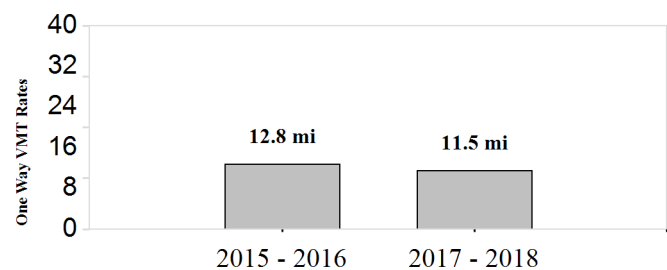
Total Estimated CTR Affected Employees at Worksite : 38

*CTR Affected employees filled out the survey as being full-time and commuting (typically) to work at least twice between 6a and 9a, Monday through Friday.

Non Drive Alone Rates - ALL Employees



One Way VMT per Employee - ALL Employees



Site History and Targets

Annual Metric Tons CO₂e Pounds CO₂e

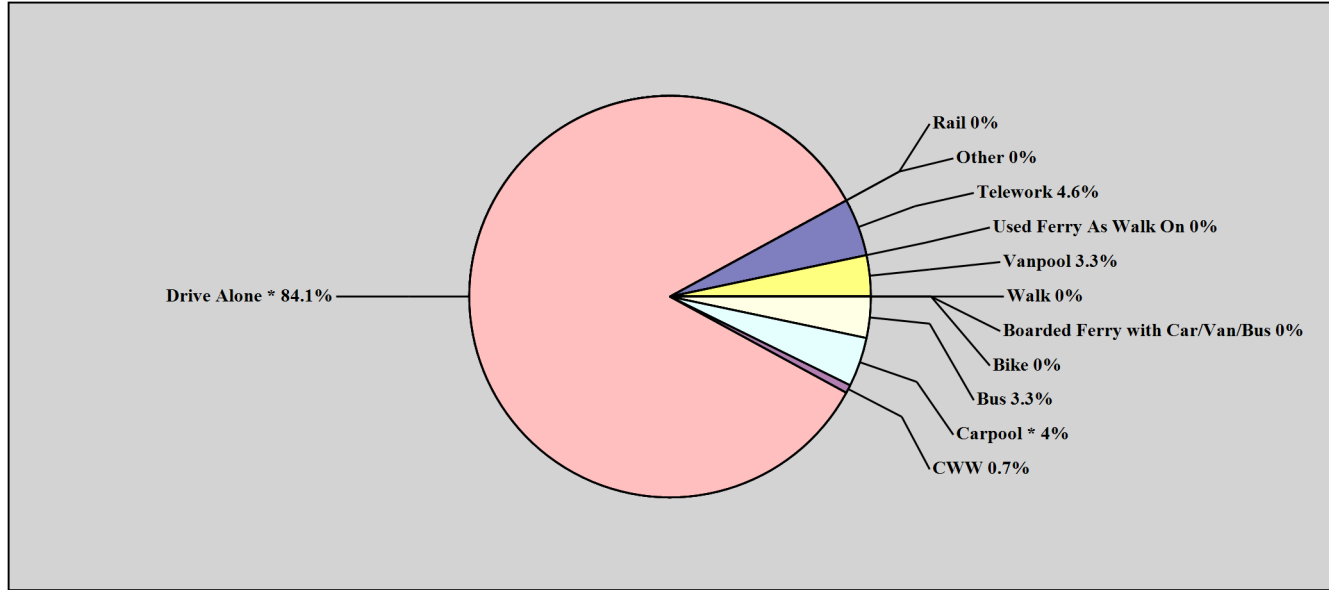
Cycle	Non Drive Alone Rate - All	Non Drive Alone Rate - CTR Affected	Emissions for Surveyed Employees	Estimated Emissions for Total Employment	GHG per Employee's Roundtrip	VMT per Employee - All	VMT per Employee - CTR Affected
2007 - 2008	N/A	N/A	N/A	N/A	N/A	N/A	N/A
2009 - 2010	N/A	N/A	N/A	N/A	N/A	N/A	N/A
2011 - 2012	N/A	N/A	N/A	N/A	N/A	N/A	N/A
2013 - 2014	N/A	N/A	N/A	N/A	N/A	N/A	N/A
2015 - 2016	8.1%	9.2%	87	116	26.9	12.8	13.6
2017 - 2018	15.9%	15.9%	77	92	21.3	11.5	11.5
Target	14.1%				Target:	10.5	
% Point Change Target:	6.0				% Change Target:	-18.0%	
% Point Change from Baseline:	7.8				% Change from Baseline:	-10.2%	

GHG calculations are based on VMT and estimated total round-trip commutes for all employees. Modes that contribute to GHG include driving alone, carpooling, vanpooling, and riding a motorcycle. The use of other modes (e.g., transit, rail, walking, ferry) do not increase a worksite's GHG calculation. For more information about how GHG is calculated, please contact your jurisdiction's representative.

Commute Trips By Mode - All Employees

Q.4: Last week, what type of transportation did you use each day to commute TO your usual work location? (Mode used for the longest distance.)

Mode Split - All Employees



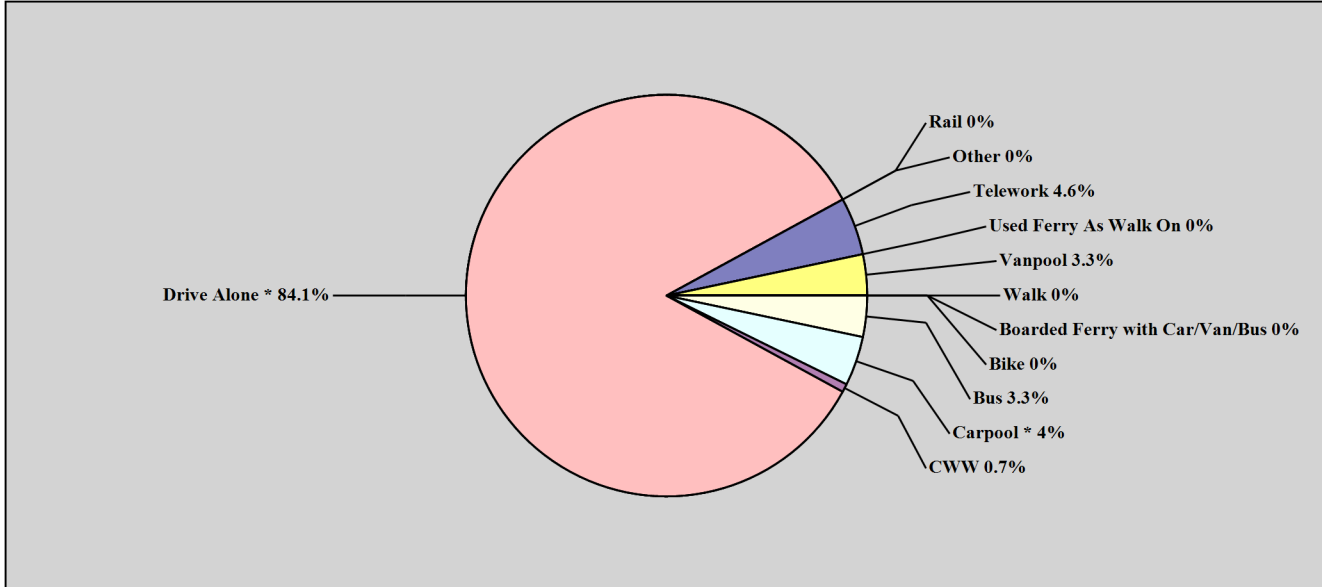
Mode	Trips During This Survey	% of Trips During This Survey	% of Trips During Previous Survey	Employees Who Used This Mode at Least Once During This Survey	% of Employees Who Used This Mode at Least Once During This Survey	% of Employees Who Used This Mode at Least Once During Previous Survey
Drive Alone *	127	84.1%	91.9%	30	93.8%	100.0%
Carpool *	6	4.0%	4.3%	2	6.3%	9.1%
Vanpool	5	3.3%	3.1%	1	3.1%	3.0%
Bus	5	3.3%	0.0%	1	3.1%	0.0%
Rail	0	0.0%	0.0%	0	0.0%	0.0%
Bike	0	0.0%	0.0%	0	0.0%	0.0%
Walk	0	0.0%	0.6%	0	0.0%	3.0%
Telework	7	4.6%	0.0%	6	18.8%	0.0%
CWW	1	0.7%	0.0%	1	3.1%	0.0%
Boarded Ferry with Car/Van/Bus	0	0.0%	0.0%	0	0.0%	0.0%
Used Ferry As Walk On	0	0.0%	0.0%	0	0.0%	0.0%
Other	0	0.0%	0.0%	0	0.0%	0.0%

* Motorcycle-1 is now included in Drive Alone and Motorcycle-2 is included in Carpool. Information about these trips is still available by request.

Commute Trips By Mode - Affected Employees

Q.4: Last week, what type of transportation did you use each day to commute TO your usual work location? (Mode used for the longest distance.)

Mode Split - CTR Affected Employees



Mode	Trips During This Survey	% of Trips During This Survey	% of Trips During Previous Survey	Employees Who Used This Mode at Least Once During This Survey	% of Employees Who Used This Mode at Least Once During This Survey	% of Employees Who Used This Mode at Least Once During Previous Survey
Drive Alone *	127	84.1%	90.8%	30	93.8%	100.0%
Carpool *	6	4.0%	4.9%	2	6.3%	10.3%
Vanpool	5	3.3%	3.5%	1	3.1%	3.4%
Bus	5	3.3%	0.0%	1	3.1%	0.0%
Rail	0	0.0%	0.0%	0	0.0%	0.0%
Bike	0	0.0%	0.0%	0	0.0%	0.0%
Walk	0	0.0%	0.7%	0	0.0%	3.4%
Telework	7	4.6%	0.0%	6	18.8%	0.0%
CWW	1	0.7%	0.0%	1	3.1%	0.0%
Boarded Ferry with Car/Van/Bus	0	0.0%	0.0%	0	0.0%	0.0%
Used Ferry As Walk On	0	0.0%	0.0%	0	0.0%	0.0%
Other	0	0.0%	0.0%	0	0.0%	0.0%

* Motorcycle-1 is now included in Drive Alone and Motorcycle-2 is included in Carpool. Information about these trips is still available by request.

Alternative Modes - Number of Employees Who Used a Non-Drive Alone Mode:

Non-Drive Alone Number Of Days	Exactly this # of Employees	Exactly this % of Employees	At least # of Employees	At least % of employees
0 Day	22	69%	32	100%
1 Days	5	16%	10	31%
2 Days	2	6%	5	16%
3 Days	0	0%	3	9%
4 Days	0	0%	3	9%
5 Days	3	9%	3	9%
6 or More Days	0	0%	0	0%

Count by Occupancy of Carpools and Vanpools

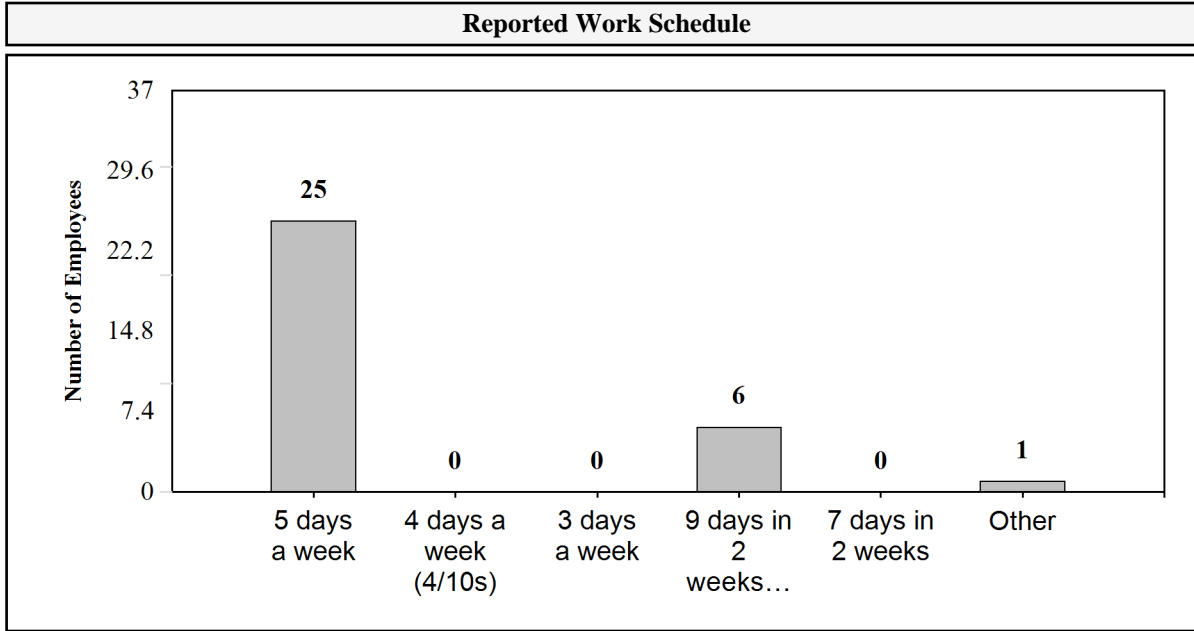
Q.4 If you used a carpool or vanpool as part of your commute, how many people (age 16 or older) are usually in the vehicle?

Ridesharing Occupancy	Mode	Response Count
2*	Carpool	6
3	Carpool	0
4	Carpool	0
5	Carpool	0
>5	Carpool	0
<5	Vanpool	0
5	Vanpool	0
6	Vanpool	5
7	Vanpool	0
8	Vanpool	0
9	Vanpool	0
10	Vanpool	0
11	Vanpool	0
12	Vanpool	0
13	Vanpool	0
14	Vanpool	0
>14	Vanpool	0

* Motorcycle-2 counted with Carpool-2 for this table.

Reported Work Schedule - All Employees

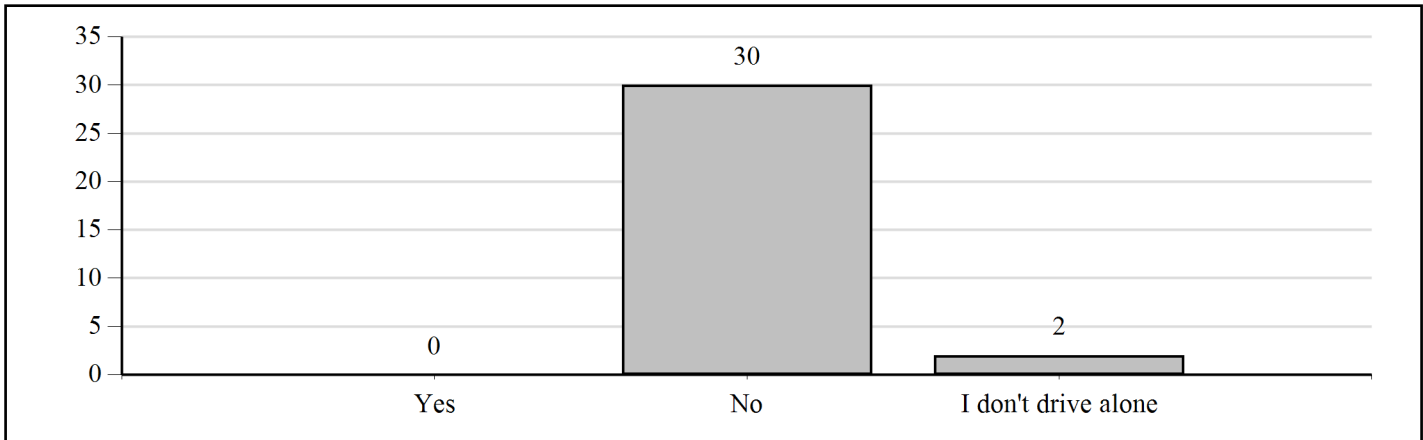
Q.8 Which of the following best describes your work schedule?



Reported Work Schedule	# Of Responses	% Of Employees
5 days a week	25	78.1%
4 days a week (4/10s)	0	0%
3 days a week	0	0%
9 days in 2 weeks (9/80)	6	18.8%
7 days in 2 weeks	0	0%
Other	1	3.1%

Parking and Telework

Q.9: On the most recent day that you drove alone to work, did you pay to park? (Mark "yes" if you paid that day, if you prepaid, if you are billed later, or if the cost of parking is deducted from your paycheck.)



Q.10: How many days do you typically telework?

Telework Frequency	# of Responses	% of Responses
No Answer/Blank	0	0.0%
I don't telework	15	46.9%
Occasionally, on an as-needed basis	11	34.4%
1-2 days/month	1	3.1%
1 day/week	4	12.5%
2 days/week	1	3.1%
3 days/week	0	0.0%

Reasons for driving alone to work/not driving alone to work
Q11. When you do not drive alone to work, what are the three most important reasons?

Question Text	# of Responses	% of Responses
I have the option of teleworking	13	23.2%
To save money	9	16.1%
Driving myself is not an option	7	12.5%
Personal health or well-being	4	7.1%
To save time using the HOV lane	4	7.1%
Financial incentives for carpooling, bicycling or walking.	3	5.4%
Free or subsidized bus, train, vanpool pass or fare benefit	3	5.4%
Cost of parking or lack of parking	3	5.4%
Emergency ride home is provided	3	5.4%
Environmental and community benefits	3	5.4%
Other	3	5.4%
Preferred/reserved carpool/vanpool parking is provided	1	1.8%
I receive a financial incentive for giving up my parking space	0	0.0%

Q12. When you drive alone to work, what are the three most important reasons?

Question Text	# of Responses	% of Responses
I like the convenience of having my car	20	26.0%
Riding the bus or train is inconvenient or takes too long	16	20.8%
Family care or similar obligations	13	16.9%
My commute distance is too short	12	15.6%
Other	8	10.4%
Bicycling or walking isn't safe	4	5.2%
My job requires me to use my car for work	3	3.9%
There isn't any secure or covered bicycle parking	1	1.3%
I need more information on alternative modes	0	0.0%

Commute Mode By ZipCode for All Employees
Q6. What is your home zip code?

Home Zip code	Total Employees	Employee Percentage	Weekly Count of Trips By Mode												
			Drive Alone	Carpool	Vanpool	Motorcycle	Bus	Train	Bike	Walk	Telework	CWW	Ferry (Car/Van/Bus)	Ferry (walk-on)	Other
98502	6	18.75%	23	1	0	2	0	0	0	0	2	0	0	0	0
98501	5	15.63%	24	0	0	0	0	0	0	0	1	0	0	0	0
98503	3	9.38%	10	0	0	0	0	0	0	0	0	0	0	0	0
98513	3	9.38%	7	0	0	2	5	0	0	0	1	0	0	0	0
98589	3	9.38%	14	0	0	0	0	0	0	0	0	1	0	0	0
98506	2	6.25%	9	0	0	0	0	0	0	0	0	0	0	0	0
98512	2	6.25%	4	5	0	0	0	0	0	0	1	0	0	0	0
98557	2	6.25%	10	0	0	0	0	0	0	0	0	0	0	0	0
98597	2	6.25%	9	0	0	0	0	0	0	0	0	0	0	0	0
98403	1	3.13%	5	0	0	0	0	0	0	0	0	0	0	0	0
98446	1	3.13%	0	0	5	0	0	0	0	0	0	0	0	0	0
98542	1	3.13%	5	0	0	0	0	0	0	0	0	0	0	0	0
98579	1	3.13%	3	0	0	0	0	0	0	0	2	0	0	0	0