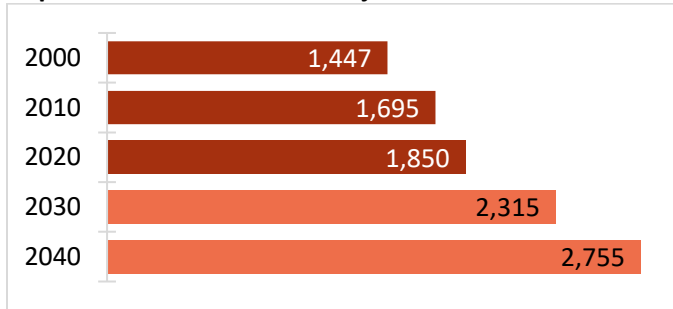


Demographics

Population – Estimates & Projections



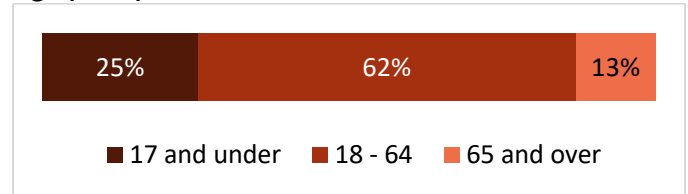
Average Annual Population Growth

2000-2010: 1.6% per year
 2010-2020: 0.9% per year

Language Spoken at Home (2014-2018)*

English Only	94.4%
Spanish	5.1%
Korean	0.0%
Chinese	0.0%
Vietnamese	0.0%
Tagalog	0.0%
Other Language	0.4%
TOTAL	100.0%

Age (2010)



Median Age: 37

Race & Ethnicity (2010)

Race

White	91%
Black & African American	<1%
American Indian & Alaska Native	<1%
Asian	1%
Native Hawaiian & Other Pacific Islander	<1%
Other Race	2%
Two or More Races	5%
TOTAL	100%

Ethnicity

Hispanic	7%
Not Hispanic	93%
TOTAL	100%

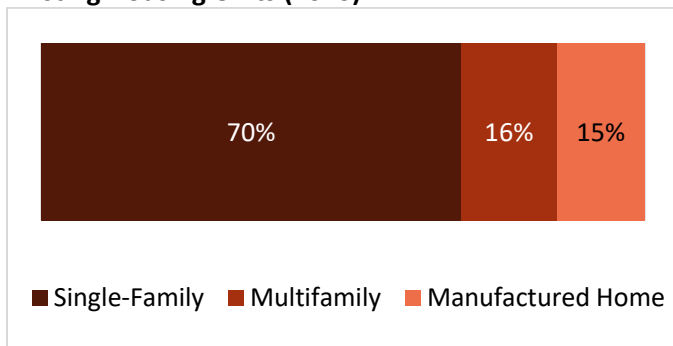
Households & Housing

Households (2010)

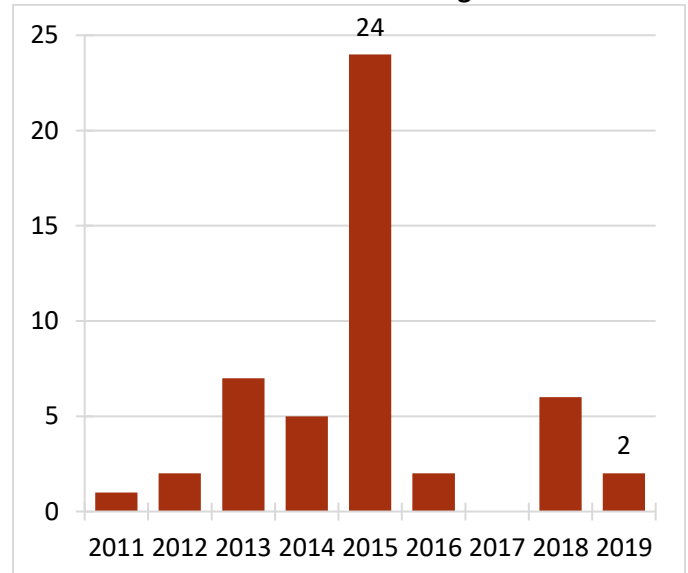
Total Households: 691
 Average Household Size: 2.43

Median Home Sale Price (2019): \$305,000

Existing Housing Units (2020)



New Residential Units Issued Building Permits



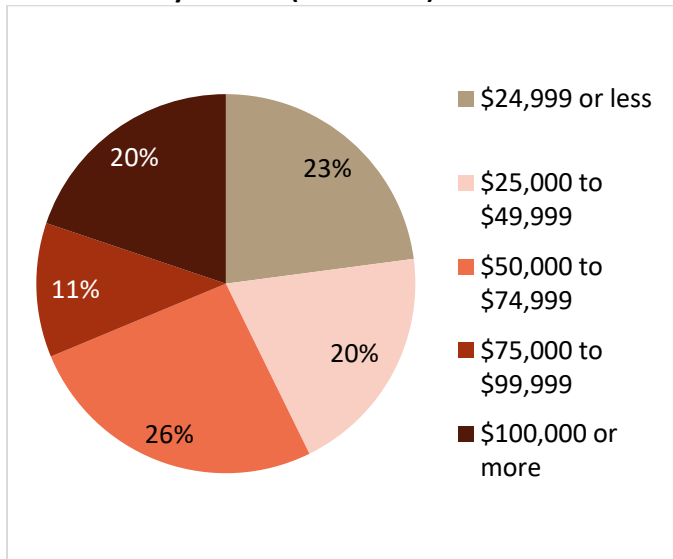
*Estimates based on survey data and may have a large margin of error.

Employment & Income

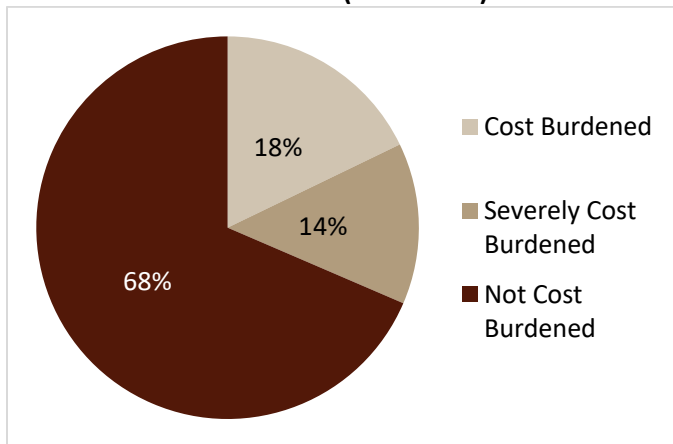
Median Household Income (adjusted for inflation)*



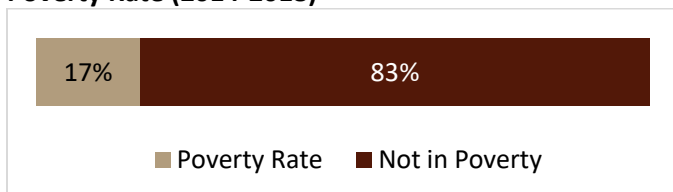
Households by Income (2014-2018)*



Cost Burdened Households (2013-2017)*



Poverty Rate (2014-2018)*

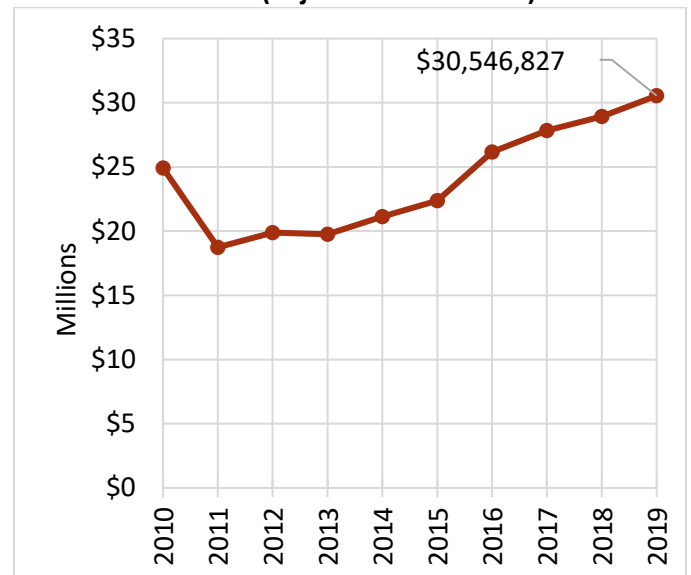


Jobs (2017 Estimate)

Resource, Construction, Utilities	20
Manufacturing, Wholesale Trade	40
Retail, Accommodation, Food	200
Transportation, Warehousing	70
Services	300
Finance, Insurance, Real Estate	50
Government	250
Total Jobs**	930

**Numbers may not add due to rounding.

Taxable Retail Sales (adjusted for inflation)



LEARN MORE about statistics, trends, analyses and comparisons for Thurston County and its jurisdictions at The Profile: www.trpc.org/theprofile.



Thurston Regional Planning Council
 2411 Chandler Ct SW
 Olympia, WA 98502
info@trpc.org
 Ph: 360-956-7575

*Estimates based on survey data and may have a large margin of error.