

WA State Dept. of Social & Health Services

OSSD-OB2

CTR ID: E10298

Survey summary

Survey dates from 02/02/2022 to 12/16/2021

Total responses: 363

Total employees: 724

Response rate: 50.1%

Meets threshold of 95 percent confidence level +/- 5 percent: Yes

Vehicle Miles of Travel (VMT) per employee: 2.1

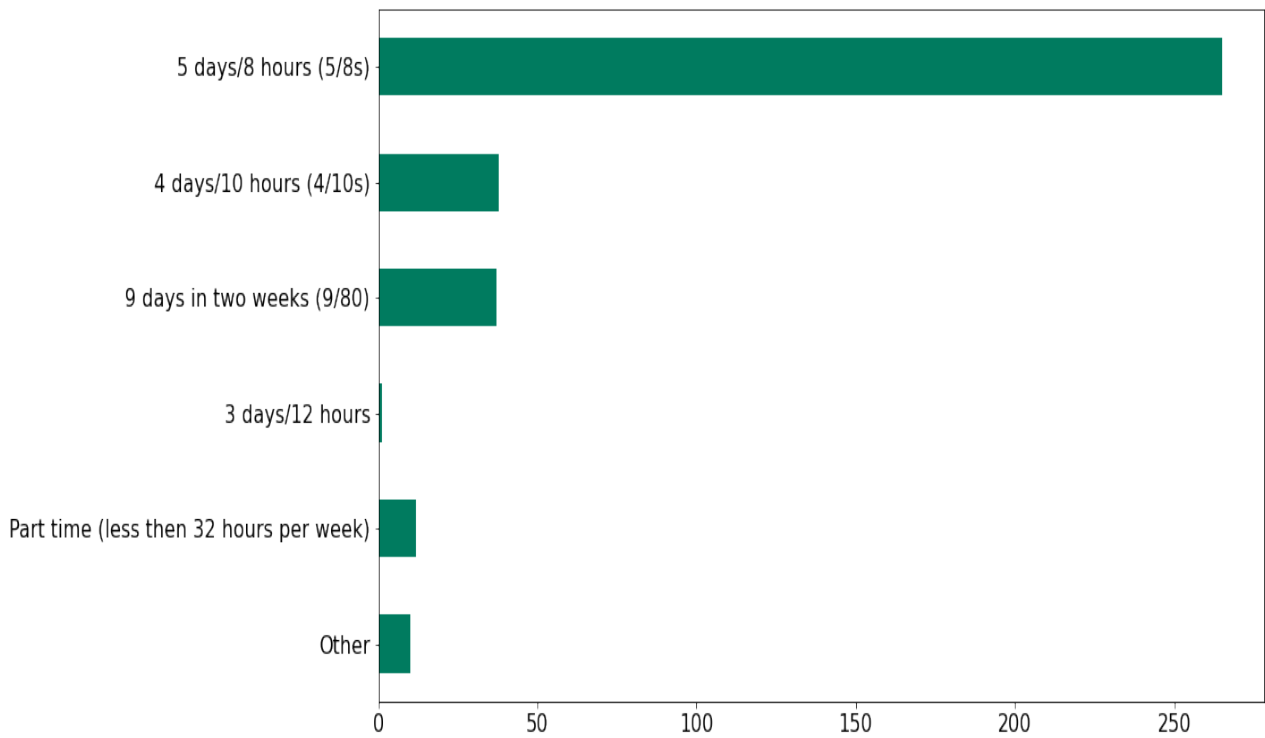
Non Drive Alone Trip (NDAT) rate: 86.3%

Total Annual Greenhouse Gas Emissions - All Employees (Metric Ton CO₂e): 319.9

Daily Greenhouse Gas Emissions per Employees (Pounds) Roundtrip: 3.9

Which of the following best describes your work schedule?


	Total Responses	Percentage of Respondents
5 days/8 hours (5/8s)	265	73.0
4 days/10 hours (4/10s)	38	10.5
9 days in two weeks (9/80)	37	10.2
3 days/12 hours	1	0.3
Part time (less than 32 hours per week)	12	3.3
Other	10	2.8
Total	363	100.0



During a typical week, how do you get to work each day?

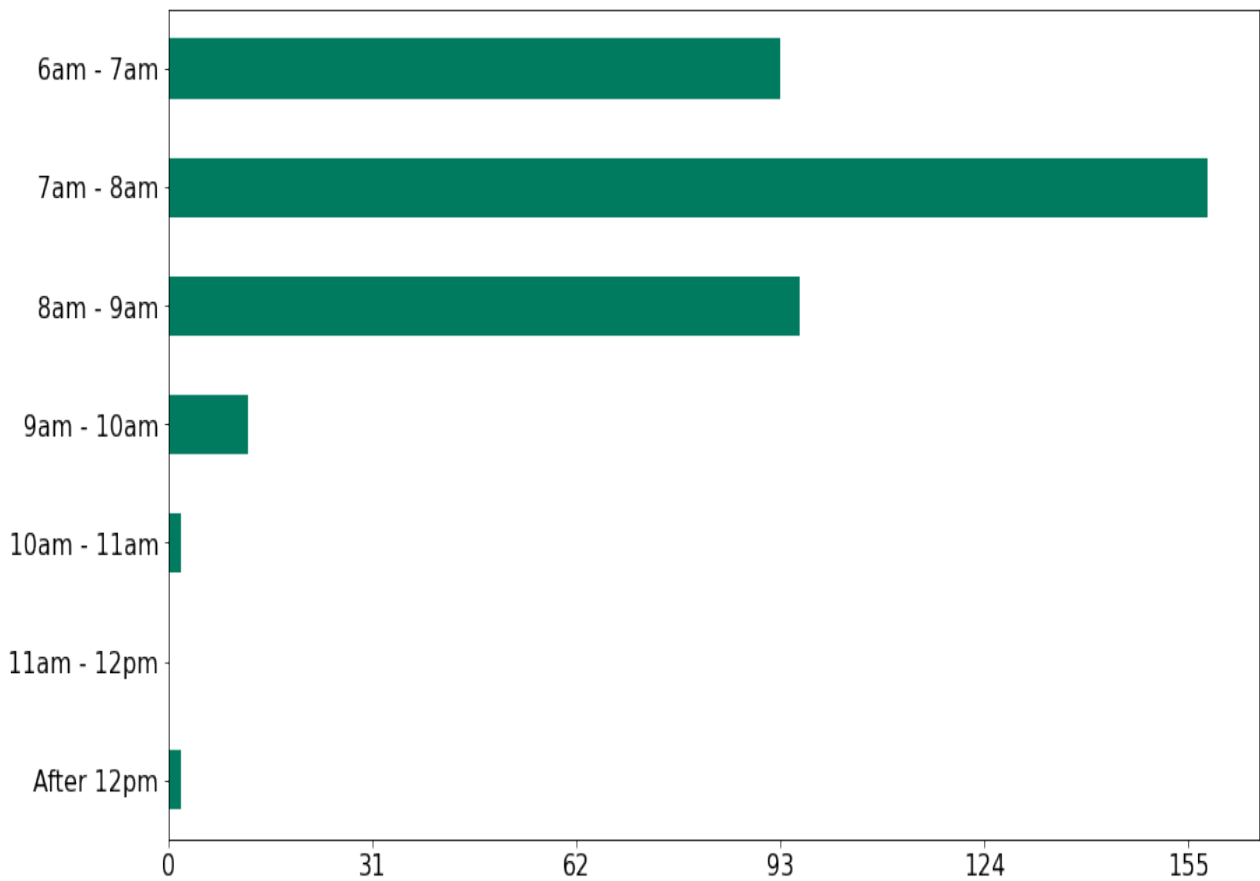
	Total Weekly Trips	Percent of Weekly Trips
Work from home	1446	79.5
Walk	16	0.9
Bike	2	0.1
Bus	9	0.5
Train/ Light rail/Streetcar	0	0.0
Drove to ferry	0	0.0
Walk to ferry	0	0.0
Employer shuttle	0	0.0
Vanpool	14	0.8
Carpool	25	1.4
Compressed workweek day off	58	3.2
Uber/Lyft/Taxi	0	0.0
Drive alone	232	12.7
Motorcycle	2	0.1
Other	16	0.9
Total	1820	100.0

Weekly Commute Modes Selected



When do you typically arrive at work?

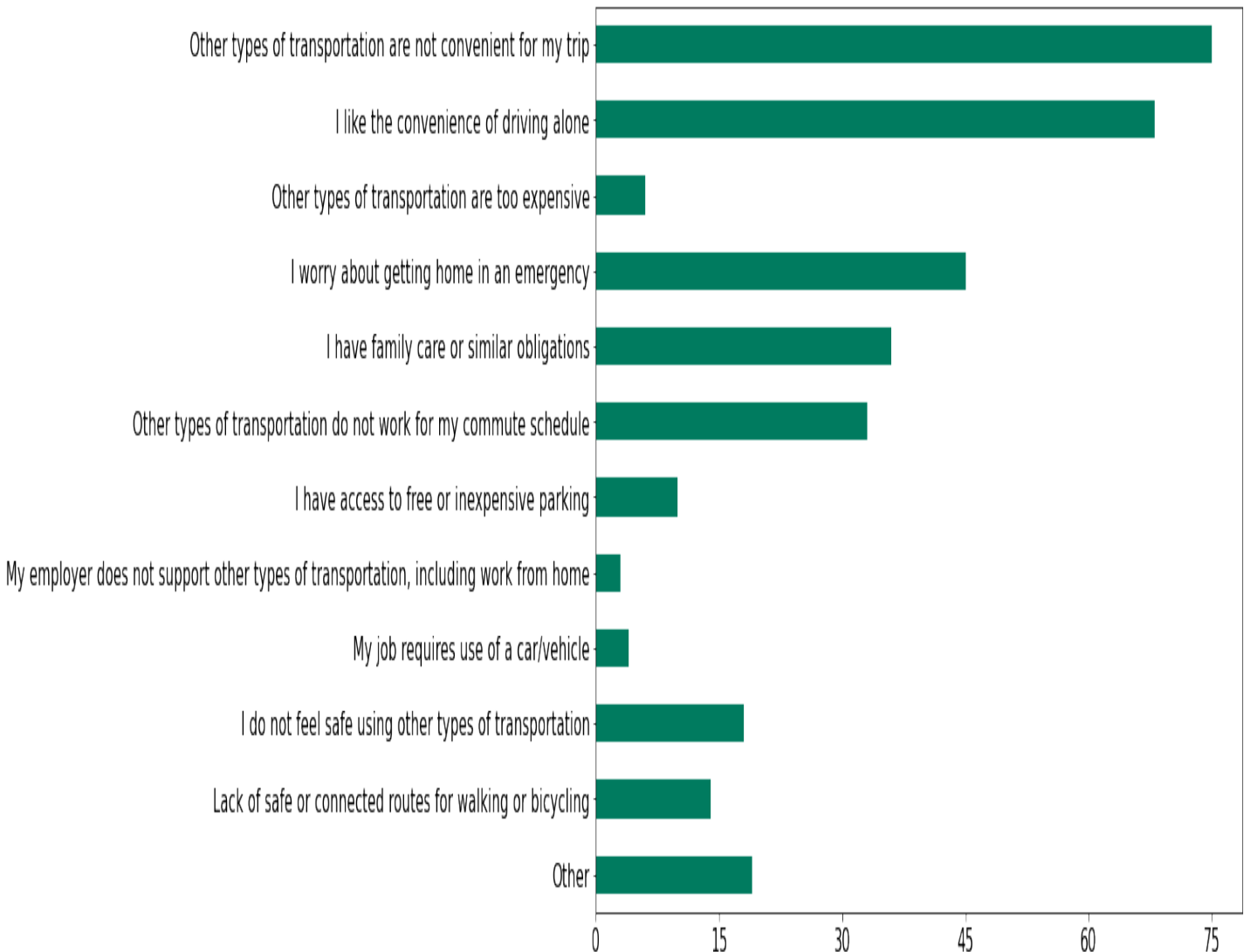
	Total Responses	Percentage of Respondents
6am - 7am	93	25.6
7am - 8am	158	43.5
8am - 9am	96	26.4
9am - 10am	12	3.3
10am - 11am	2	0.6
11am - 12pm	0	0.0
After 12pm	2	0.6



Why do you drive alone to work (when you choose this option)?

Total Responses

Other types of transportation are not convenient for my trip	75
I like the convenience of driving alone	68
Other types of transportation are too expensive	6
I worry about getting home in an emergency	45
I have family care or similar obligations	36
Other types of transportation do not work for my commute schedule	33
I have access to free or inexpensive parking	10
My employer does not support other types of transportation, including work from home	3
My job requires use of a car/vehicle	4
I do not feel safe using other types of transportation	18
Lack of safe or connected routes for walking or bicycling	14
Other	19



Would any of the following options make you consider not driving alone to work?

Total Responses

Bus/train/ferry benefits	9
Employer shuttle access	13
Flexible schedules/ work from home options	59
Incentives for biking or walking	11
Secure bike parking, showers, lockers, etc.	10
Carpool/vanpool ride matching or subsidy	24
Guaranteed ride home	16
Dedicated carpool/HOV parking spaces	4
Other	15

