

WA State Office of the Code Reviser

415 15th Ave SW

CTR ID: E13144

Survey summary

Survey dates from 02/04/2022 to 03/01/2022

Total responses: 31

Total employees: 39

Response rate: 79.5%

Meets threshold of 95 percent confidence level +/- 5 percent: No

Vehicle Miles of Travel (VMT) per employee: 8.9

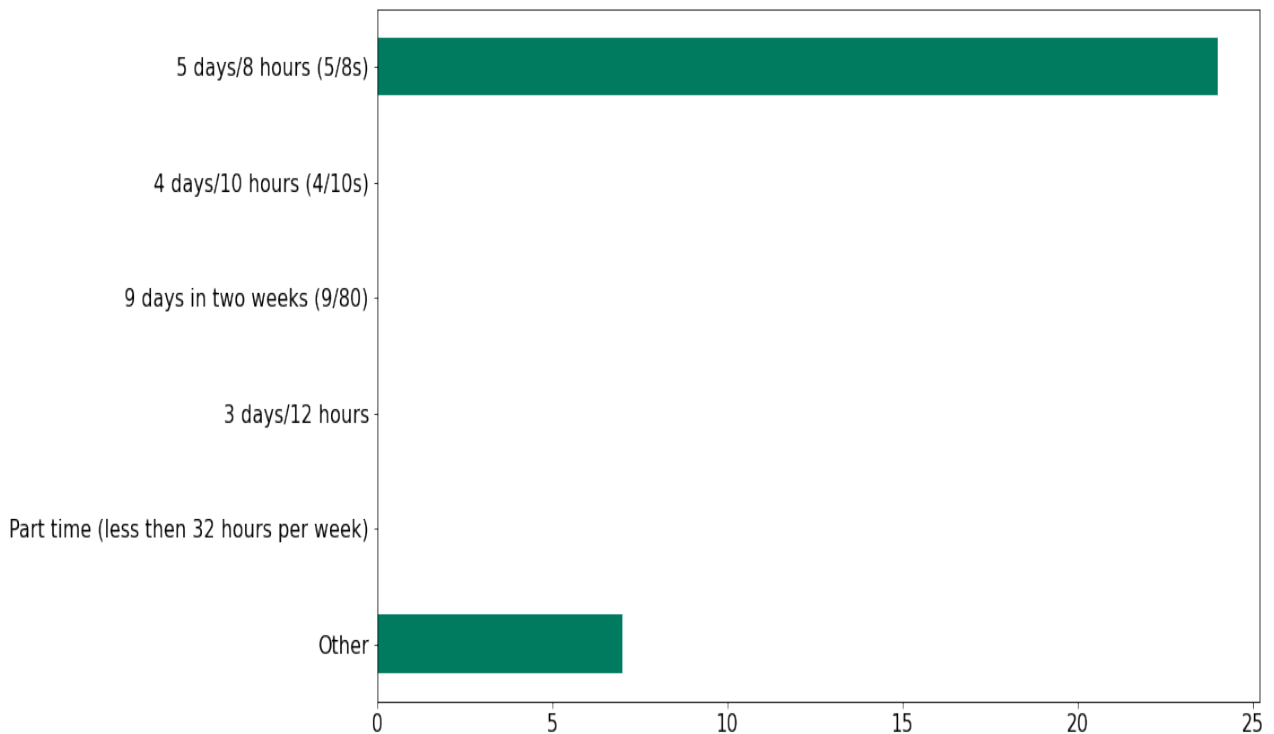
Non Drive Alone Trip (NDAT) rate: 24.1%

Total Annual Greenhouse Gas Emissions - All Employees (Metric Ton CO₂e): 87.7

Daily Greenhouse Gas Emissions per Employees (Pounds) Roundtrip: 16.4

Which of the following best describes your work schedule?


	Total Responses	Percentage of Respondents
5 days/8 hours (5/8s)	24	77.4
4 days/10 hours (4/10s)	0	0.0
9 days in two weeks (9/80)	0	0.0
3 days/12 hours	0	0.0
Part time (less than 32 hours per week)	0	0.0
Other	7	22.6
Total	31	100.0



During a typical week, how do you get to work each day?

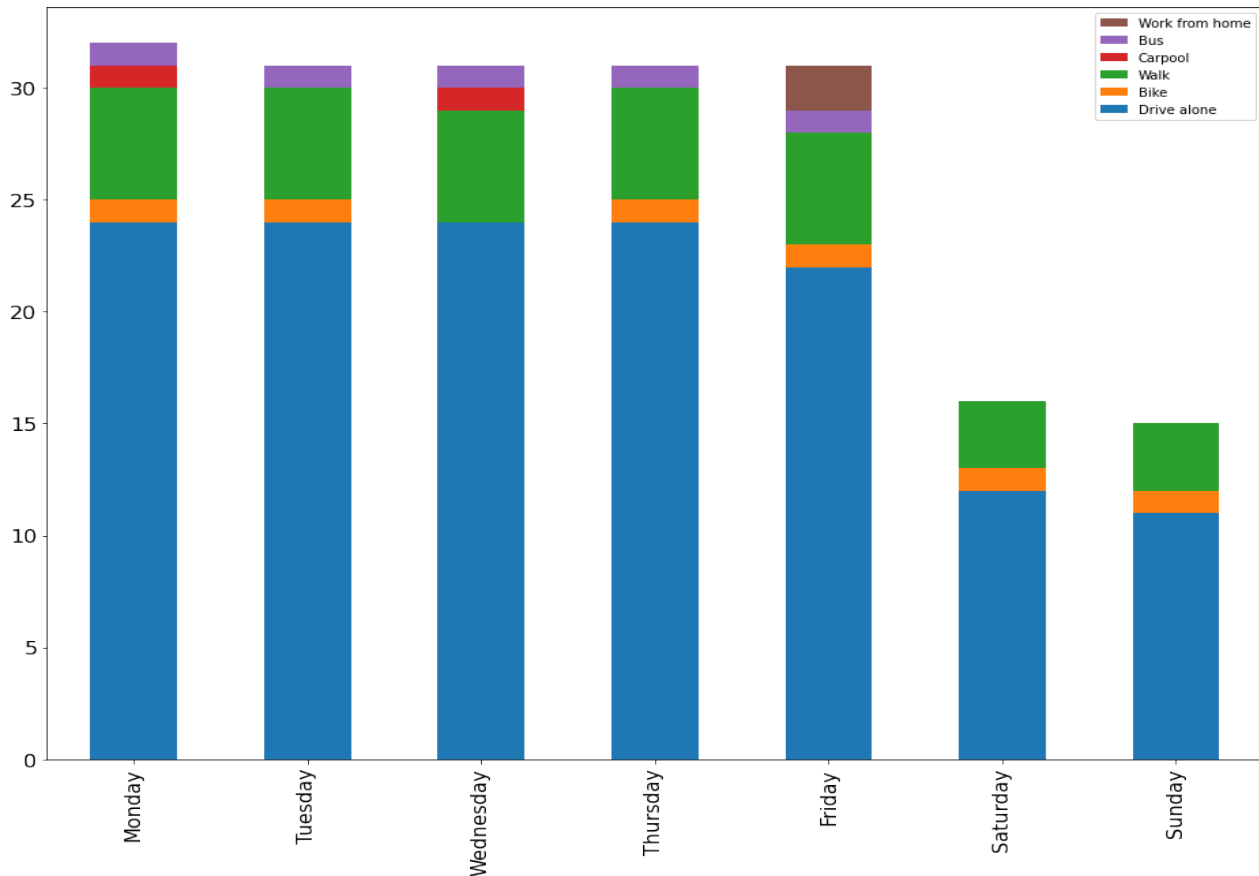
	Total Weekly Trips	Percent of Weekly Trips
Work from home	2	1.1
Walk	31	16.6
Bike	6	3.2
Bus	5	2.7
Train/ Light rail/Streetcar	0	0.0
Drove to ferry	0	0.0
Walk to ferry	0	0.0
Employer shuttle	0	0.0
Vanpool	0	0.0
Carpool	2	1.1
Compressed workweek day off	0	0.0
Uber/Lyft/Taxi	0	0.0
Drive alone	141	75.4
Motorcycle	0	0.0
Other	0	0.0
Total	187	100.0

Weekly Commute Modes Selected



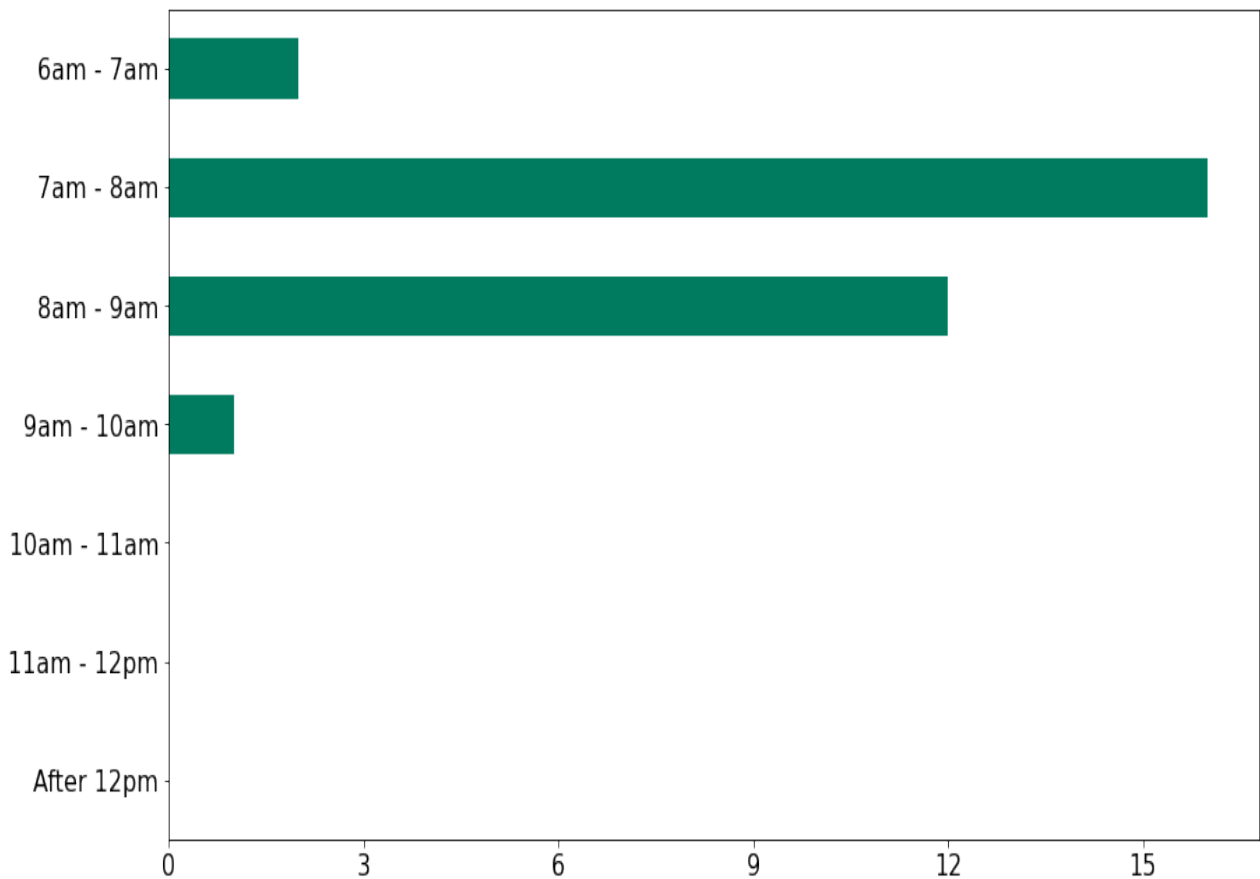
	Monday	Tuesday	Wednesday	Thursday	Friday	Saturday	Sunday
Work from home	0	0	0	0	2	0	0
Walk	5	5	5	5	5	3	3
Bike	1	1	0	1	1	1	1
Bus	1	1	1	1	1	0	0
Train/ Light rail/ Streetcar	0	0	0	0	0	0	0
Drove to ferry	0	0	0	0	0	0	0
Walk to ferry	0	0	0	0	0	0	0
Employer shuttle	0	0	0	0	0	0	0
Vanpool	0	0	0	0	0	0	0
Carpool	1	0	1	0	0	0	0
Uber/Lyft/Taxi	0	0	0	0	0	0	0
Drive alone	24	24	24	24	22	12	11
Motorcycle	0	0	0	0	0	0	0
Other	0	0	0	0	0	0	0

*Compressed workweek day off total is calculated from Question 1 - Work schedule. Therefore, it is not possible to show in daily distribution.



When do you typically arrive at work?

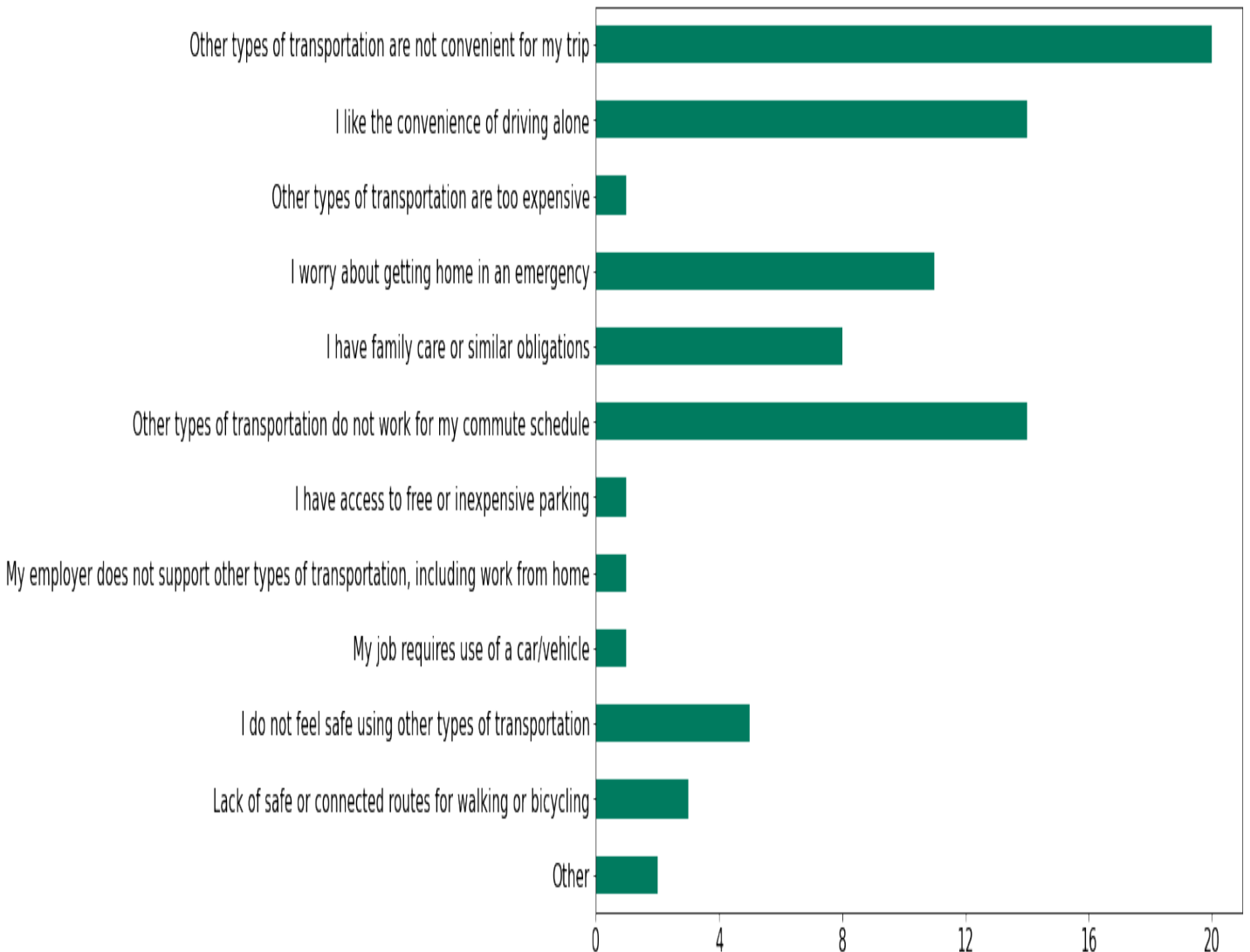
	Total Responses	Percentage of Respondents
6am - 7am	2	6.5
7am - 8am	16	51.6
8am - 9am	12	38.7
9am - 10am	1	3.2
10am - 11am	0	0.0
11am - 12pm	0	0.0
After 12pm	0	0.0



Why do you drive alone to work (when you choose this option)?

Total Responses

Other types of transportation are not convenient for my trip	20
I like the convenience of driving alone	14
Other types of transportation are too expensive	1
I worry about getting home in an emergency	11
I have family care or similar obligations	8
Other types of transportation do not work for my commute schedule	14
I have access to free or inexpensive parking	1
My employer does not support other types of transportation, including work from home	1
My job requires use of a car/vehicle	1
I do not feel safe using other types of transportation	5
Lack of safe or connected routes for walking or bicycling	3
Other	2



Would any of the following options make you consider not driving alone to work?

Total Responses

Bus/train/ferry benefits	2
Employer shuttle access	3
Flexible schedules/ work from home options	13
Incentives for biking or walking	4
Secure bike parking, showers, lockers, etc.	2
Carpool/vanpool ride matching or subsidy	2
Guaranteed ride home	4
Dedicated carpool/HOV parking spaces	3
Other	0

